



US00D345962S

United States Patent [19]

[11] Patent Number: Des. 345,962

Clifton et al.

[45] Date of Patent: ** Apr. 12, 1994

[54] **HARD SHELL, SOFT SKIRT, SPRING-TYPE, TWIST-ON, ELECTRICAL CONNECTOR**

[75] Inventors: **Richard B. Clifton; Mark A. Burton,** both of Leander, Tex.

[73] Assignee: **Minnesota Mining and Manufacturing Company,** St. Paul, Minn.

[**] Term: **14 Years**

[21] Appl. No.: **1,993**

[22] Filed: **Nov. 27, 1992**

[52] U.S. Cl. **D13/150**

[58] Field of Search 439/245; 174/87; D13/150

[56] **References Cited**

U.S. PATENT DOCUMENTS

D. 186,596	11/1959	Schinske	D13/150
2,110,458	3/1938	Applegate	173/263
3,132,202	5/1964	Wolf	174/87
3,347,979	10/1967	Hoffman	174/87
4,220,811	9/1980	Scott	174/87
4,691,079	9/1987	Blaha	174/87
5,023,401	6/1991	Clifton	174/87
5,113,037	5/1992	King, Jr. et al.	174/87
5,132,494	7/1992	Burton et al.	174/87

FOREIGN PATENT DOCUMENTS

92/14279 8/1992 PCT Int'l Appl. H01R 4/72

OTHER PUBLICATIONS

IDEAL twist-on connector on p. 57 of *Electrical Construction & Maintenance* Jan. 1990.

Primary Examiner—Wallace R. Burke

Assistant Examiner—Joel Sincavage

Attorney, Agent, or Firm—Gary L. Griswold; Walter N. Kirn; David W. Anderson

[57] **CLAIM**

The ornamental design for a hard shell, soft skirt, spring-type, twist-on, electrical connector, as shown and described.

DESCRIPTION

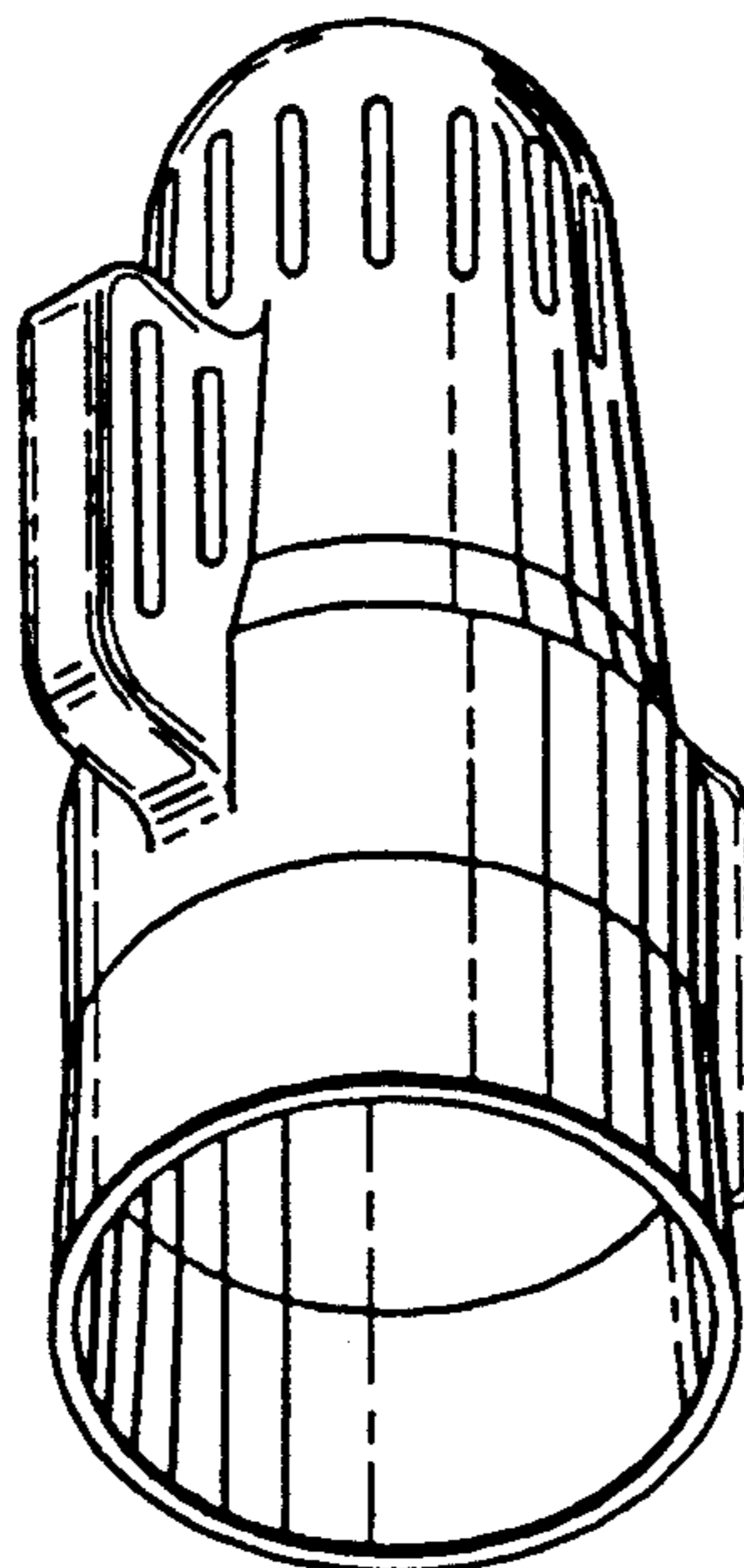
FIG. 1 is a perspective view showing the bottom, front and left side of a hard shell, soft skirt, spring-type, twist-on, electrical connector showing the new design;

FIG. 2 is a front elevational view thereof, with the rear elevational view being identical;

FIG. 3 is a left side elevational view thereof, with the right side elevational view being identical;

FIG. 4 is a top plan view thereof; and,

FIG. 5 is a bottom view thereof.



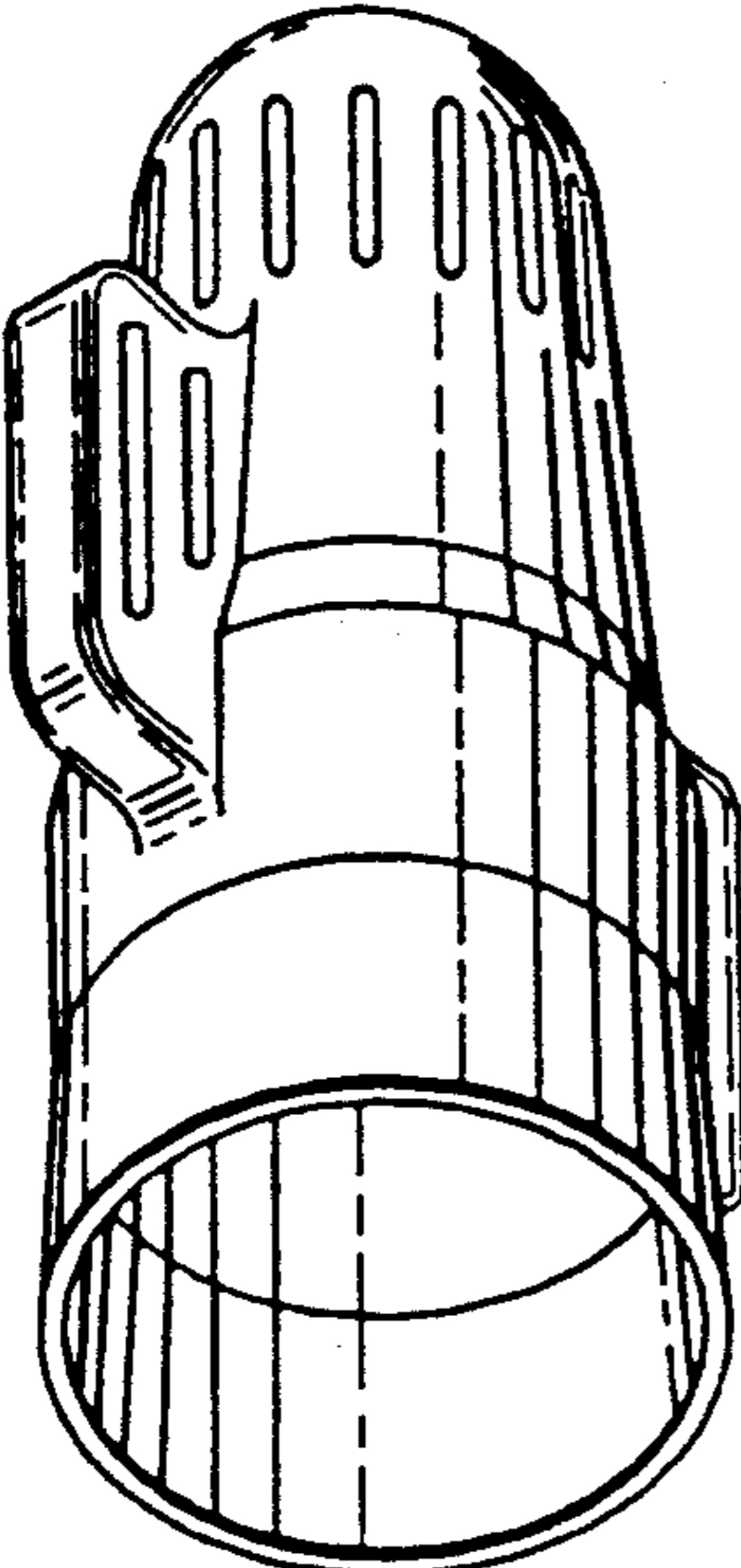


Fig. 1




Fig. 4

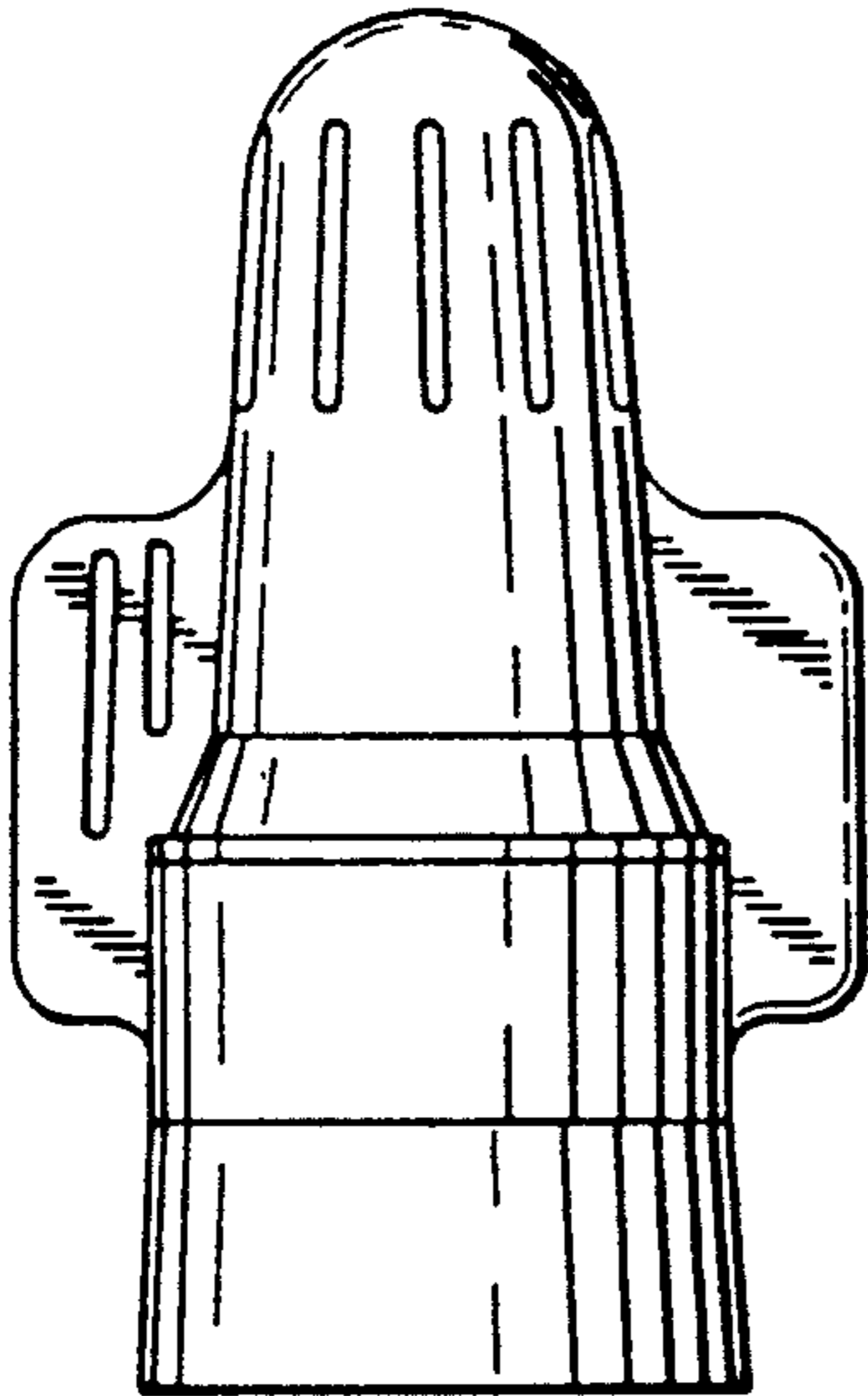


Fig. 2

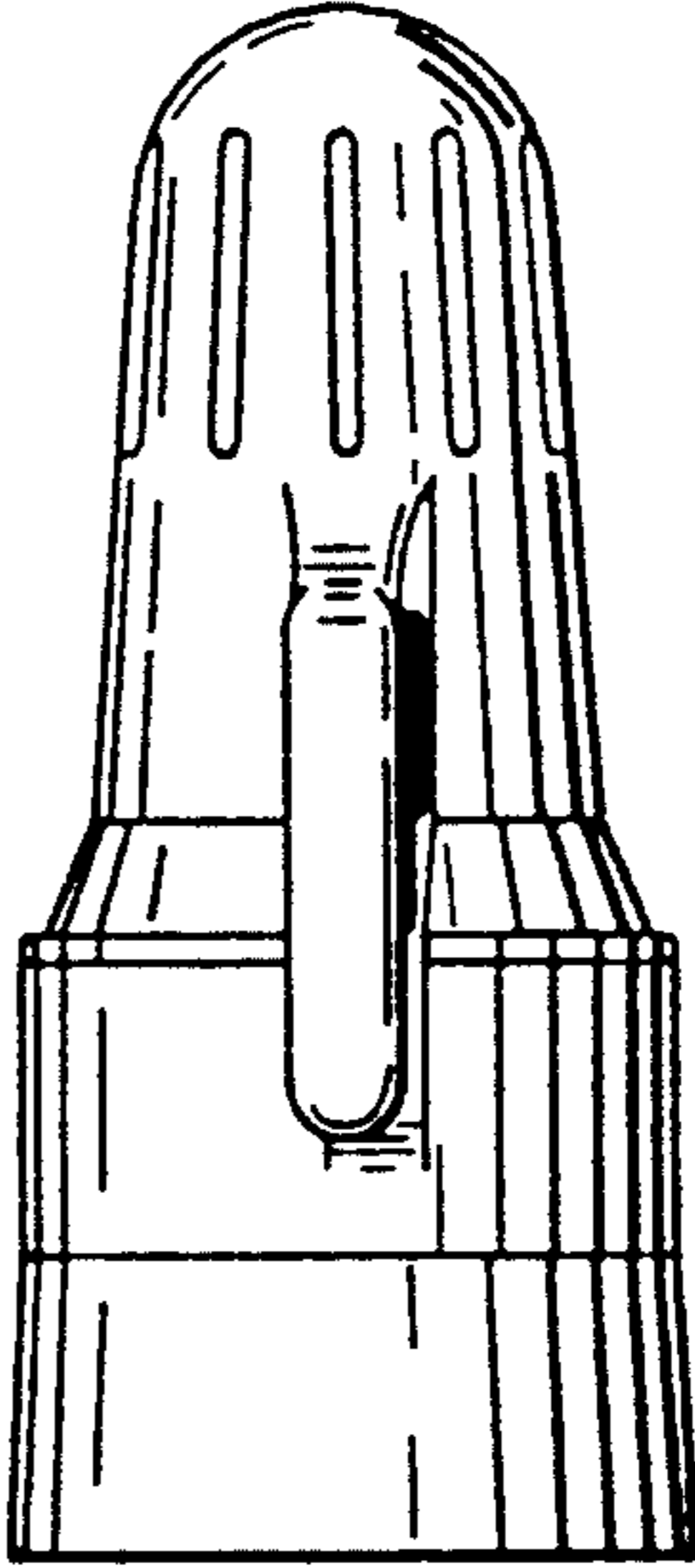


Fig. 3




Fig. 5