



US00D345960S

United States Patent [19]

[11] Patent Number: **Des. 345,960**

Boyd et al.

[45] Date of Patent: **** Apr. 12, 1994**

[54] ELECTRICAL POWER PLUG

5,029,446 7/1991 Suzuki 62/3.6
5,170,067 12/1992 Baum et al. 439/668 X

[75] Inventors: **Edward L. Boyd**, Wooster, Ohio;
James M. Kerner, Chico; **Neil R. Taylor**, Alameda, both of Calif.

OTHER PUBLICATIONS

Igloo® 1992 Product Catalog and Price List, Igloo Products Corp., P.O. Box 19322, Houston, Tex. 77224-9322, pp. 2-3.

[73] Assignee: **Rubbermaid Incorporated**, Wooster, Ohio

1991 Coleman Outdoor Products, Inc., The Coleman Company, Inc. 250 North St. Francis, Wichita, Kans. 67202, p. 39.

[**] Term: **14 Years**

Primary Examiner—Wallace R. Burke

[21] Appl. No.: **930,218**

Assistant Examiner—Joel Sincavage

[22] Filed: **Aug. 14, 1992**

Attorney, Agent, or Firm—Renner, Kenner, Greive, Bobak, Taylor & Weber

[52] U.S. Cl. **D13/144**

[58] Field of Search 439/668, 669, 675;
D13/133, 144

[57] CLAIM

[56] References Cited

The ornamental design for an electrical power plug, as shown and described.

U.S. PATENT DOCUMENTS

DESCRIPTION

D. 209,284	11/1967	Busch	D13/144
D. 263,951	4/1982	Antretter et al.	D13/144
D. 316,076	4/1991	Keating	D13/144 X
D. 330,885	11/1992	Tattari	D13/144 X
D. 330,887	11/1992	Wharton	D13/144
4,107,934	8/1978	Beitner	62/3
4,346,562	8/1982	Beitner	62/3
4,759,190	7/1988	Trachtenberg et al.	62/3
4,988,315	1/1991	Wharton	D13/144 X

FIG. 1 is a top plan view of an electrical power plug embodying our new design;

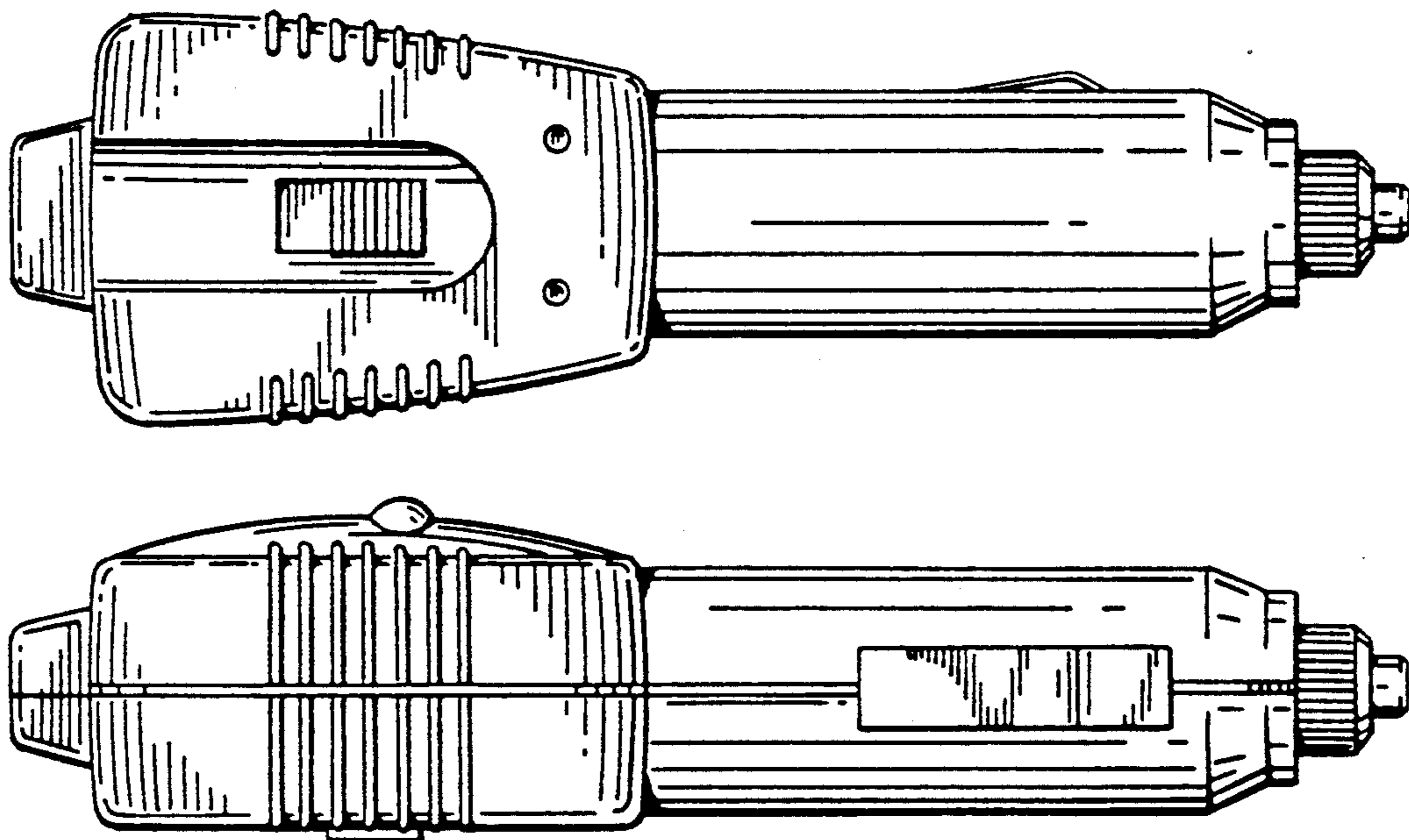
FIG. 2 is a bottom plan view thereof;

FIG. 3 is a left side elevational view thereof;

FIG. 4 is a right side elevational view thereof;

FIG. 5 is a front elevational view thereof; and,

FIG. 6 is a rear elevational view thereof.



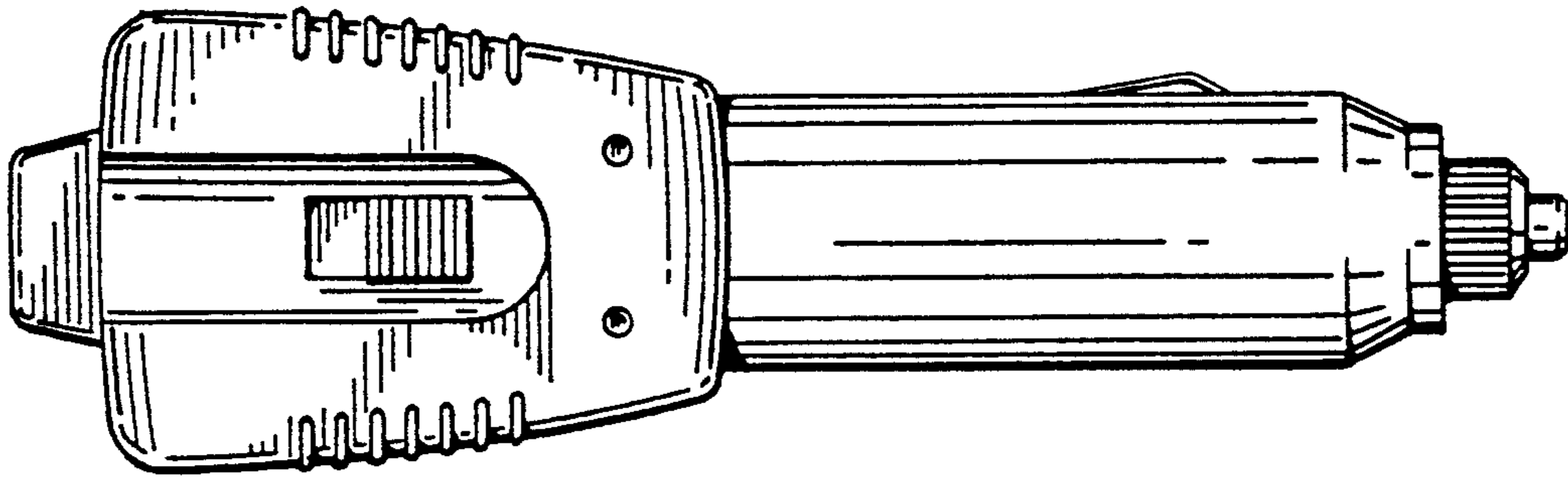


FIG. 1

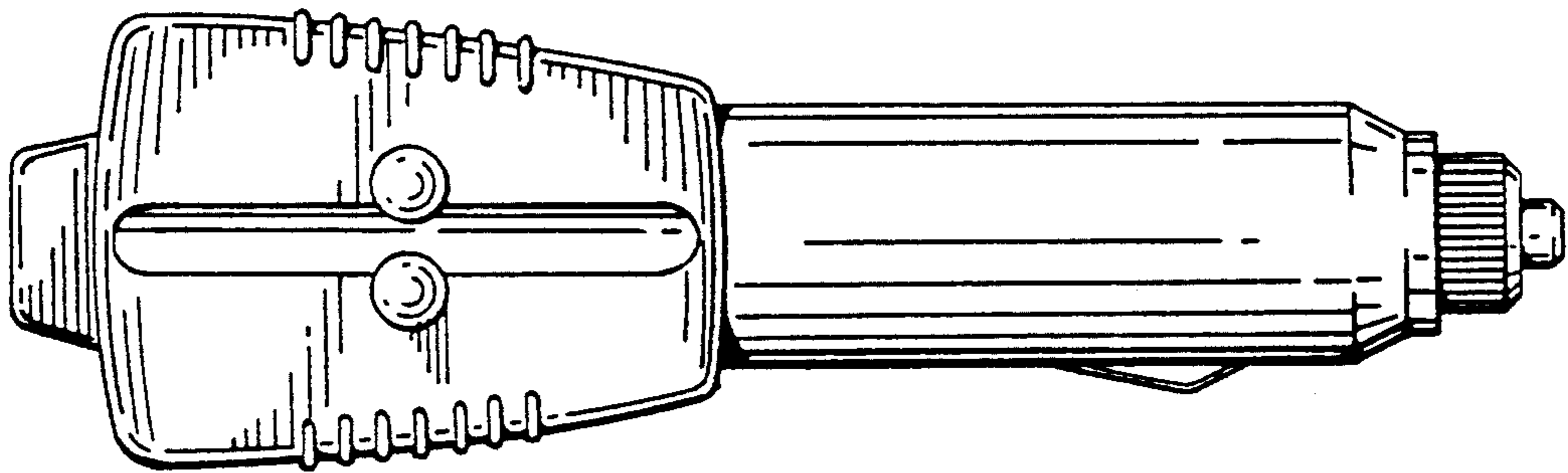


FIG. 2

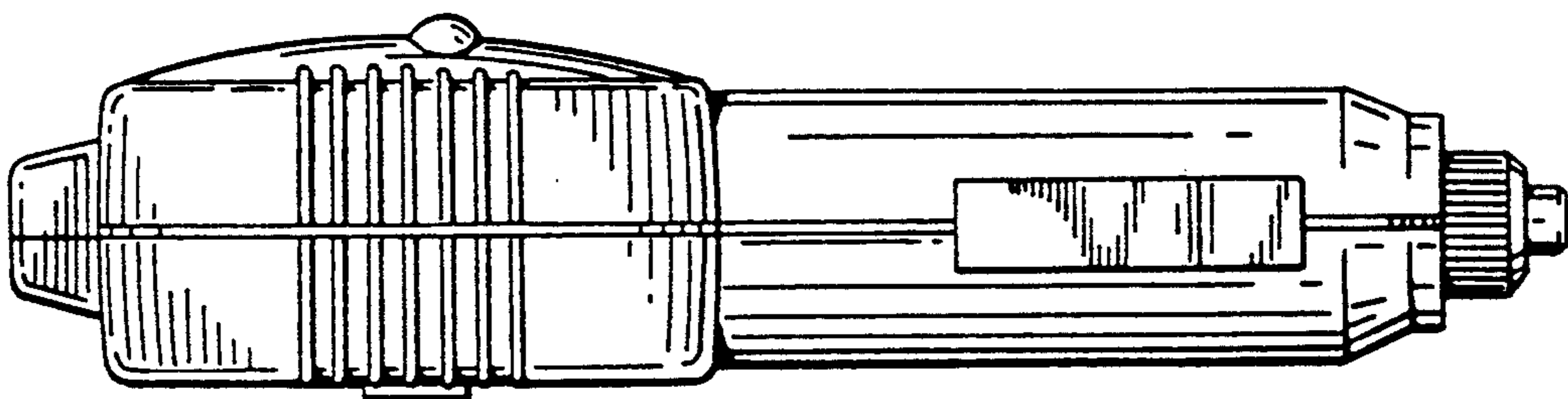


FIG. 3

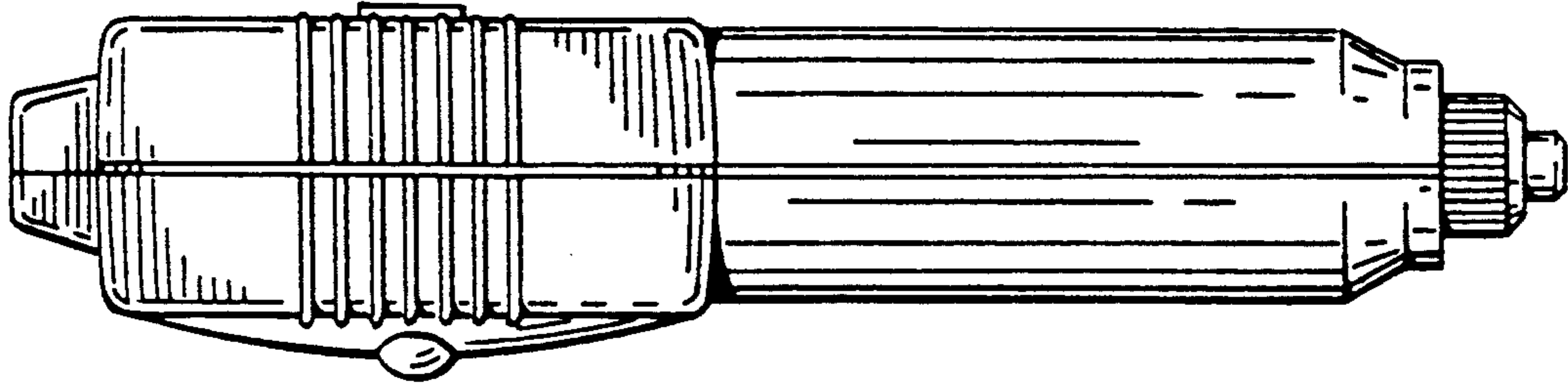


FIG. 4

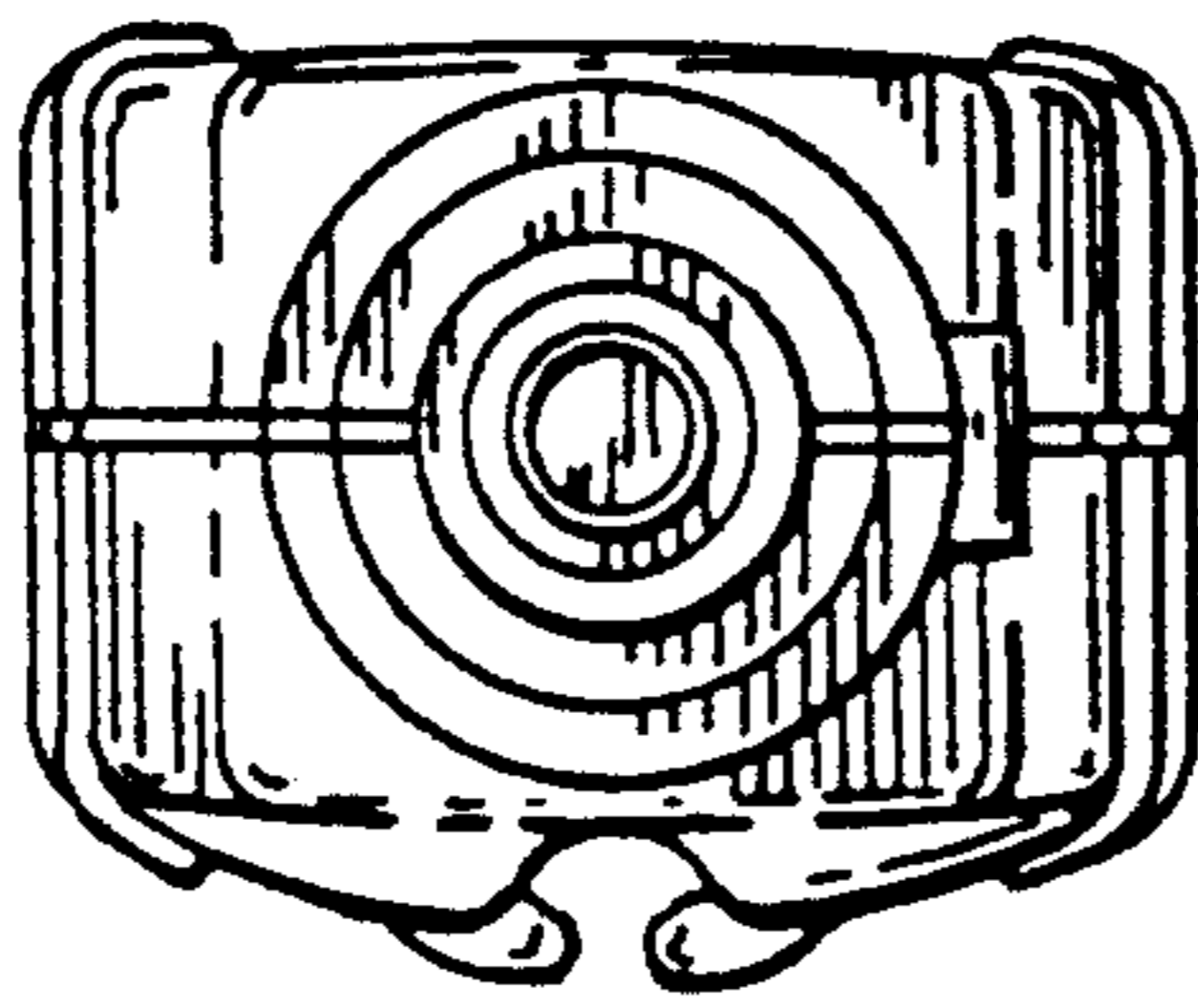


FIG. 5




FIG. 6