



US00D345947S

# United States Patent [19]

[11] Patent Number: **Des. 345,947**

**Brown et al.**

[45] Date of Patent: **\*\* Apr. 12, 1994**

[54] **FLAG POLE**

[76] Inventors: **Shane A. Brown**, 14 Cape Horn Road, Hillsborough, Auckland;  
**Christopher J. Smith**, 80A Eskdale Road, Birkdale, Auckland 10, both of New Zealand

[\*\*] Term: **14 Years**

[21] Appl. No.: **848,398**

[22] Filed: **Mar. 9, 1992**

[30] **Foreign Application Priority Data**

Sep. 10, 1991 [NZ] New Zealand ..... 24050  
[52] U.S. Cl. .... **D11/166; D11/182**  
[58] Field of Search ..... **D6/462, 411; 248/95, 248/97, 100; 116/173-175; 40/603; D11/166, 182**

[56] **References Cited**

**U.S. PATENT DOCUMENTS**

D. 186,517 11/1959 Walsh et al. .... D6/411

D. 228,838 10/1973 Soliczak ..... D6/411  
1,713,082 5/1929 Hoffman ..... 40/603  
3,532,224 10/1970 Grubb et al. .... D6/411 X  
4,175,602 11/1979 Cavaloris et al. .... D6/462 X

*Primary Examiner*—Bernard Ansher  
*Assistant Examiner*—Dominic Simone  
*Attorney, Agent, or Firm*—Young & Thompson

[57] **CLAIM**

The ornamental design for a flag pole, as shown and described.

**DESCRIPTION**

FIG. 1 is a left, rear perspective view of a flag pole showing our new design, in a fully extended position; FIG. 2 is a reduced left side elevational view thereof, the right side being a mirror image; FIG. 3 is an enlarged left side elevational view thereof, the flag pole fragmented for ease of illustration; FIG. 4 is a rear elevational view thereof, the flag pole fragmented for ease of illustration; and, FIG. 5 is an enlarged top plan view thereof, the flag pole fragmented for ease of illustration.

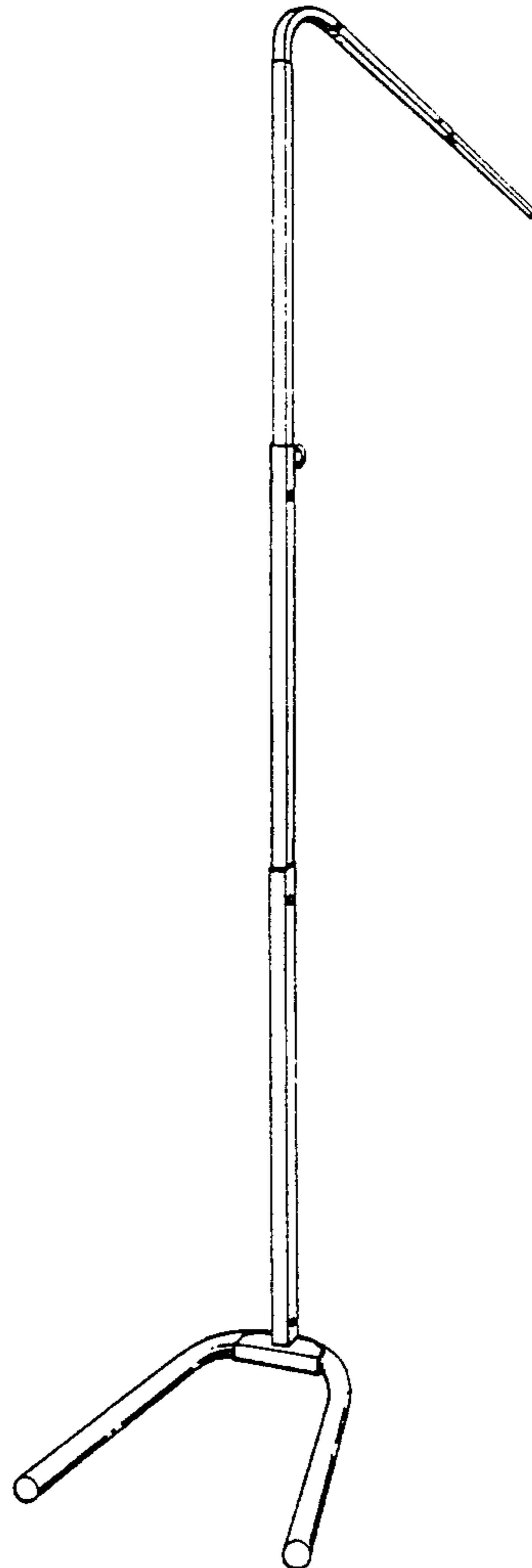


FIG. 1

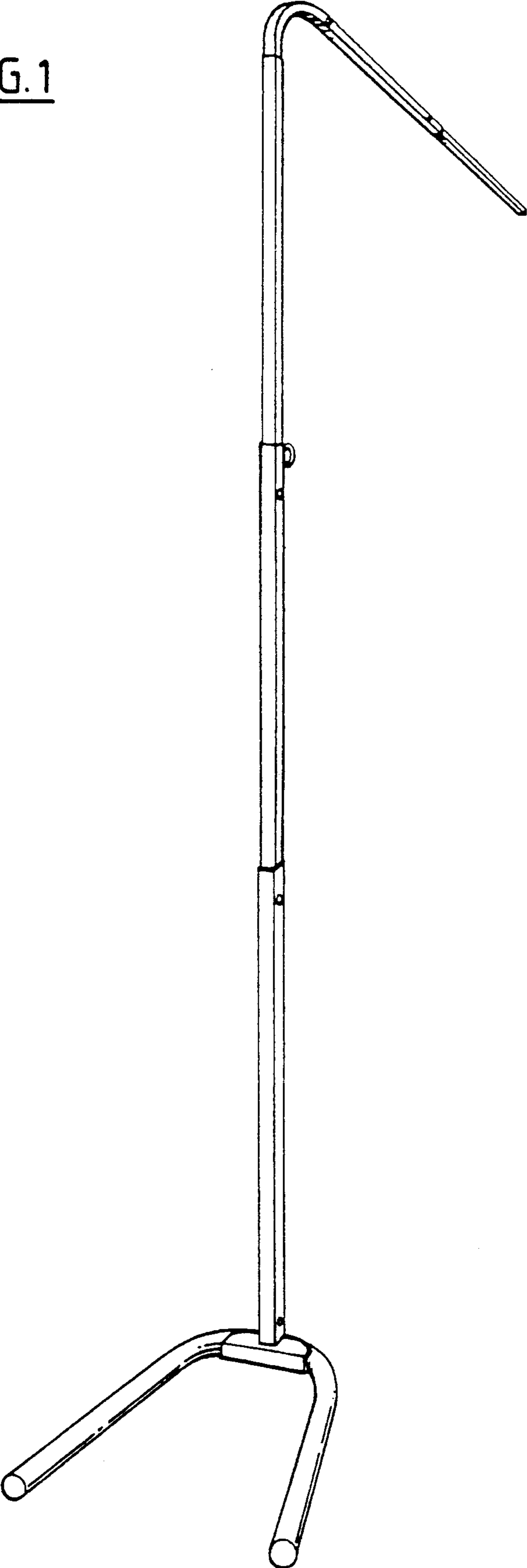


FIG. 2

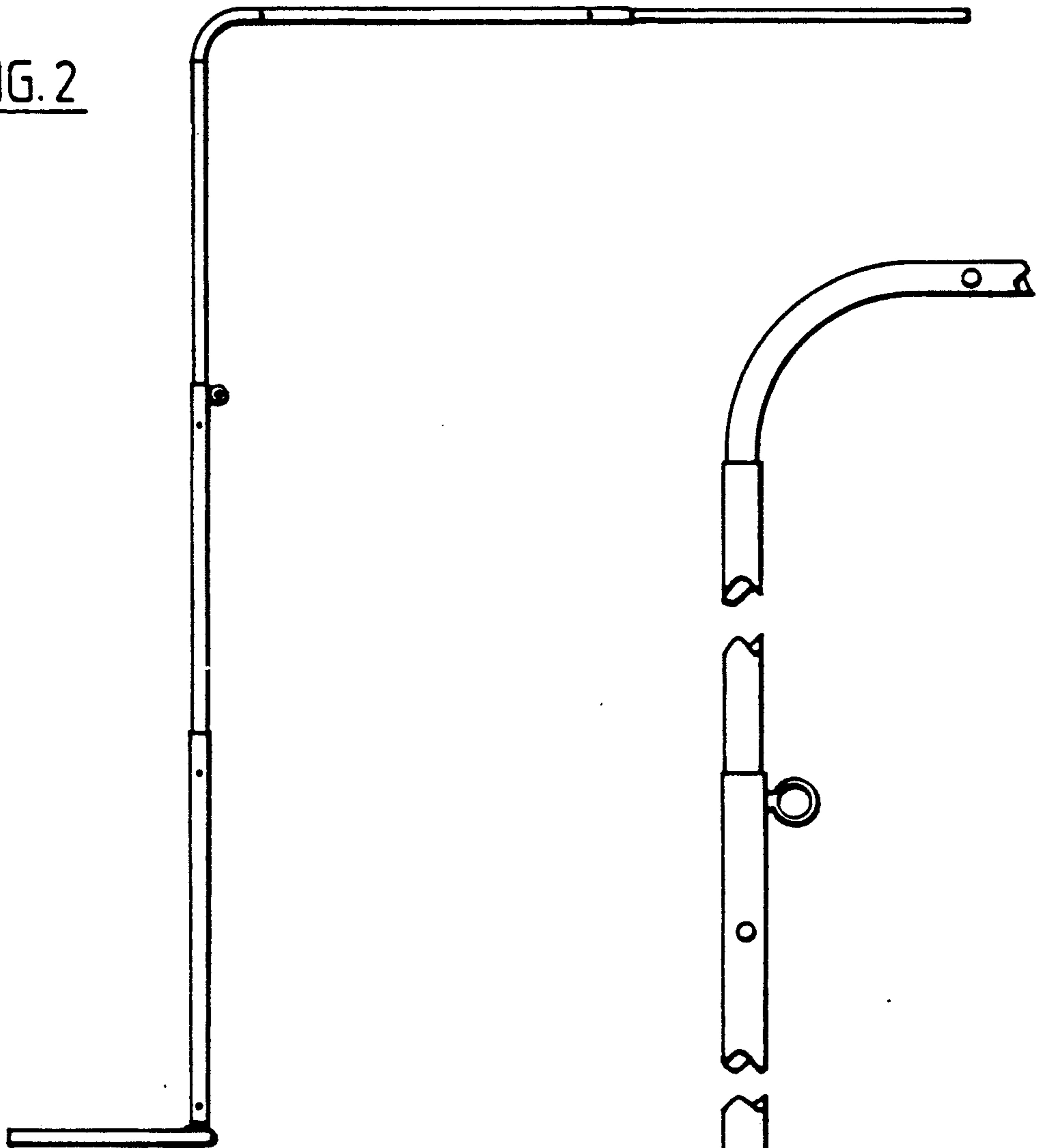


FIG. 3

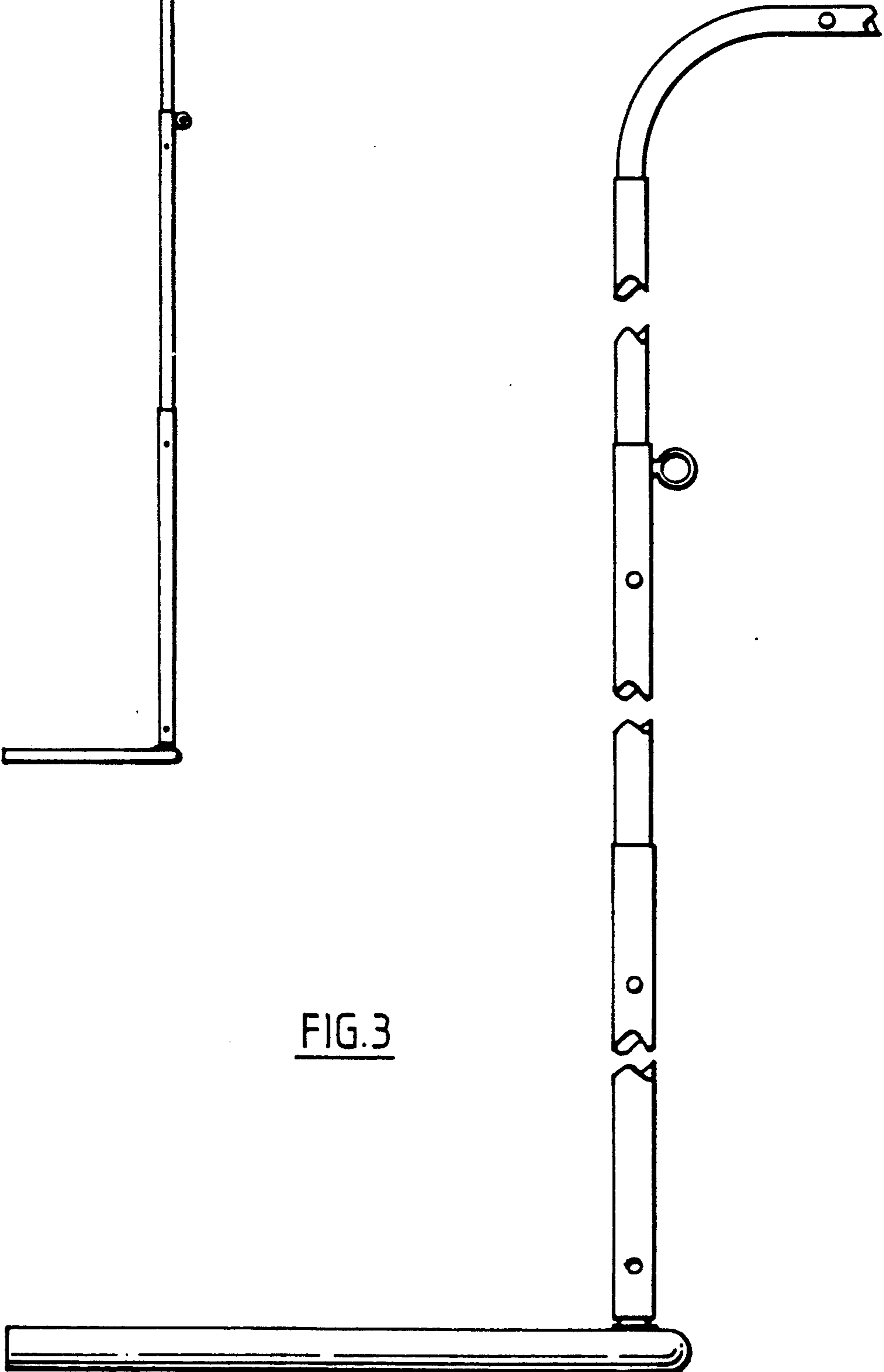


FIG. 4

FIG. 5

