



US00D345933S

United States Patent [19]

[11] Patent Number: **Des. 345,933**

Joyce, Jr.

[45] Date of Patent: **** Apr. 12, 1994**

[54] RAILROAD HIGHWAY CROSSING SIGN

3,394,498 7/1968 Reinitz et al. D10/109

[75] Inventor: **Martin A. Joyce, Jr., Parma, Ohio**

Primary Examiner—Wallace R. Burke

[73] Assignee: **Consolidated Rail Corporation, Philadelphia, Pa.**

Assistant Examiner—Marcus Jackson

Attorney, Agent, or Firm—Woodcock Washburn Kurtz Mackiewicz & Norris

[**] Term: **14 Years**

[57] CLAIM

[21] Appl. No.: **7,125**

The ornamental design for an ornamental railroad highway crossing sign, as shown and described.

[22] Filed: **Apr. 15, 1993**

DESCRIPTION

[52] U.S. Cl. **D10/109; D20/41**

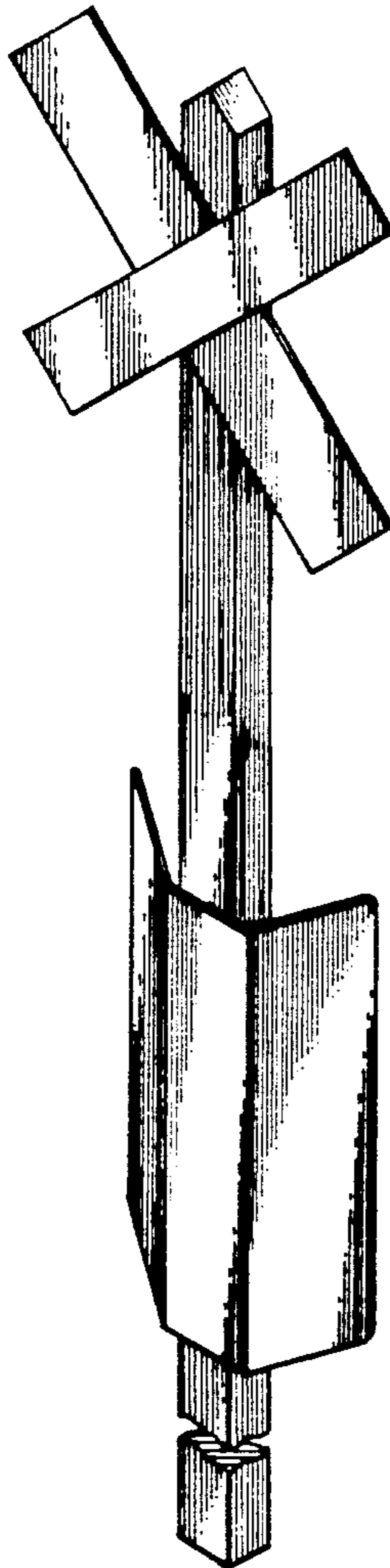
[58] Field of Search 116/63 R, 63 P, 63 T; 40/584, 606, 607, 608, 611, 612, 624; D10/104, 109, 111, 113, 121

[56] References Cited

U.S. PATENT DOCUMENTS

D. 80,832	4/1930	Englehorn	D10/109
D. 83,037	1/1931	Fisher	D10/109
D. 100,018	6/1936	Griswold	D10/109
D. 116,457	9/1939	Bruner	D10/109
D. 126,137	3/1941	Slawson	D10/109
D. 129,838	10/1941	McFarland	D10/109

FIG. 1 is a front elevational view of a railroad highway crossing sign showing my new design, with the pole broken in the center to indicate indeterminate length; FIG. 2 is a rear view of the sign illustrated in FIG. 1; FIG. 3 is a side view of the sign illustrated in FIG. 1; FIG. 4 is a side view of the sign illustrated in FIG. 1 opposite the side illustrated in FIG. 4; FIG. 5 is a top view of the sign illustrated in FIG. 1; FIG. 6 is a bottom view of the sign illustrated in FIG. 1; and, FIG. 7 is a perspective view of the sign illustrated in FIGS. 1-7.



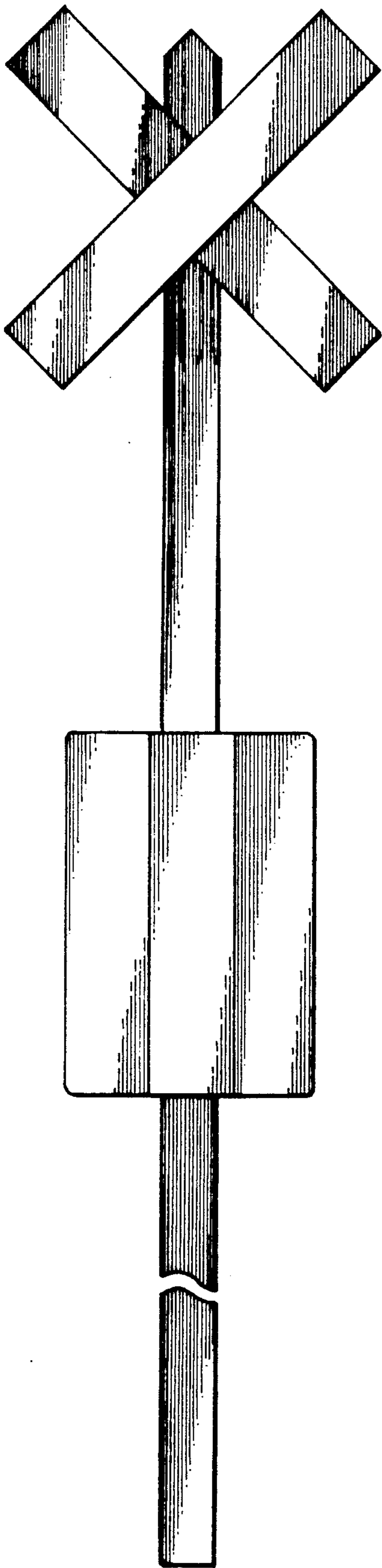


FIG. 1



FIG. 3

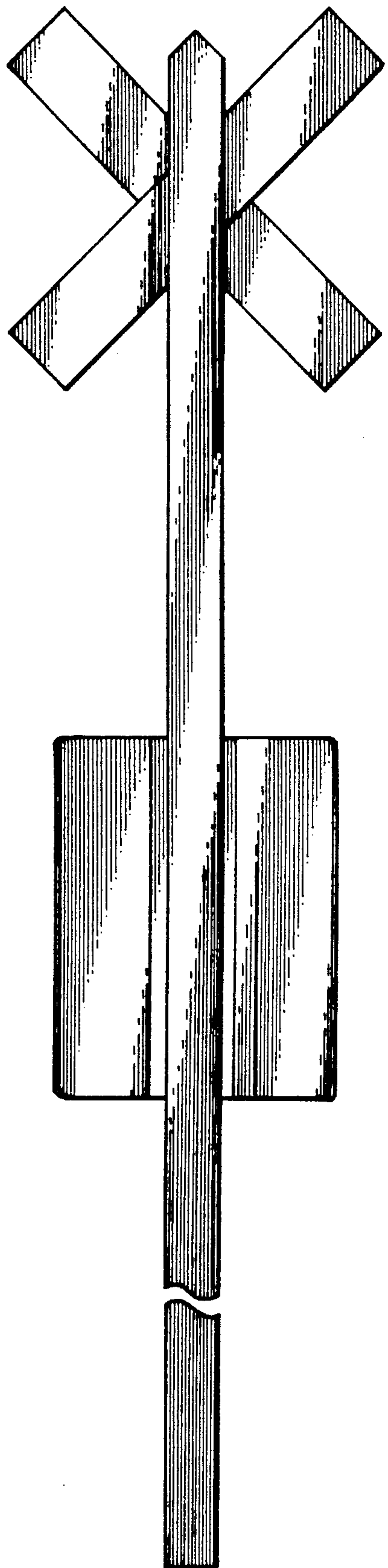


FIG. 2




FIG. 4




FIG. 5



FIG. 6

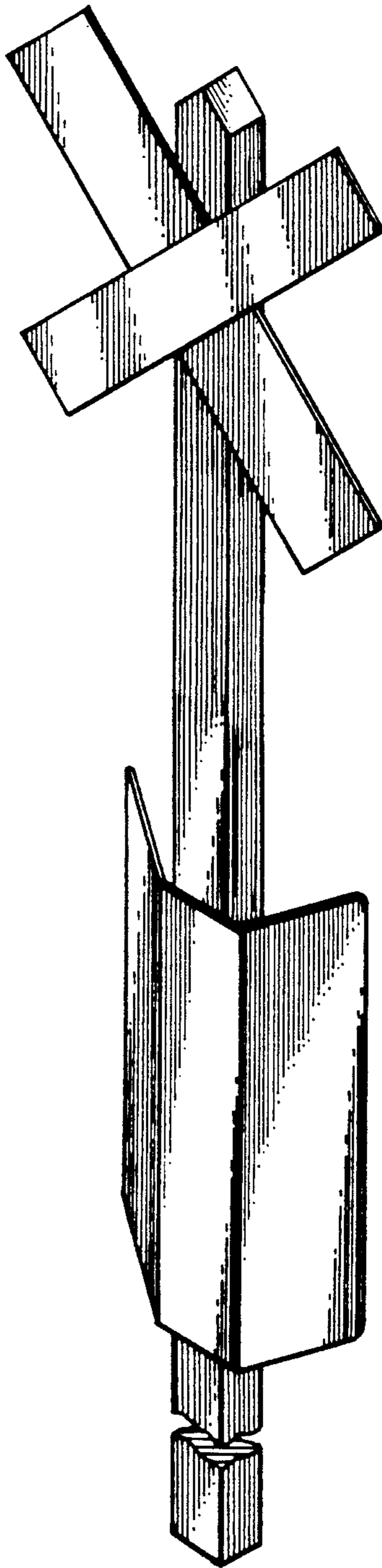


FIG. 7