



US00D345908S

United States Patent [19]

[11] Patent Number: **Des. 345,908**

Wallach

[45] Date of Patent: **** Apr. 12, 1994**

[54] PACKAGE FOR FLOOR MATS

[75] Inventor: **Stewart Wallach**, Boca Raton, Fla.

[73] Assignee: **Sagaz Industries, Inc.**, Miami, Fla.

[**] Term: **14 Years**

[21] Appl. No.: **1,569**

[22] Filed: **Nov. 16, 1992**

[52] U.S. Cl. **D9/305; D3/293**

[58] Field of Search **D9/305, 415, 418; D3/30.1, 74; 206/284-289, 449; 383/22, 40, 61, 66, 79, 84, 90**

3,862,687 1/1975 Pirman 206/527
 3,899,078 8/1975 Ambrozetes et al. 206/491
 4,011,946 3/1977 Savage et al. 206/284
 4,385,722 5/1983 Grewill 206/45.34 X
 4,856,654 8/1989 Reuben 206/449

Primary Examiner—Bernard Ansher
Assistant Examiner—M. Siegel
Attorney, Agent, or Firm—Reising, Ethington, Barnard, Perry & Milton

[57] CLAIM

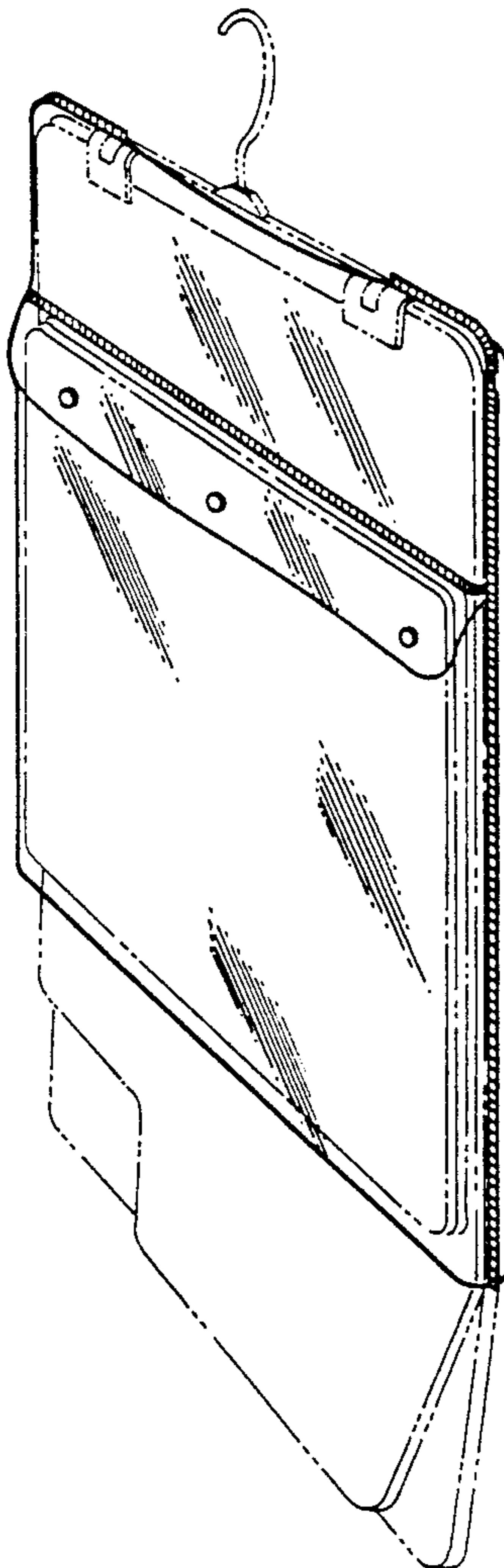
The ornamental design for a package for floor mats, as shown and described.

DESCRIPTION

FIG. 1 is a perspective view of a package for floor mats showing my new design;
 FIG. 2 is a right side-elevation view thereof, the opposite side being identical;
 FIG. 3 is a back-elevation view thereof;
 FIG. 4 is a top-elevation view thereof;
 FIG. 5 is a front-elevation view thereof; and,
 FIG. 6 is a bottom-elevation view thereof.

[56] **References Cited**
U.S. PATENT DOCUMENTS

D. 270,811	10/1983	Skovgaard	D9/305
D. 307,715	5/1990	Kindler	D9/415
1,521,897	1/1925	Martin	383/40 X
2,704,098	3/1955	Pocock	383/40 X
3,391,783	7/1968	Gantz	D9/415 X
3,841,478	10/1974	Wells et al.	206/491



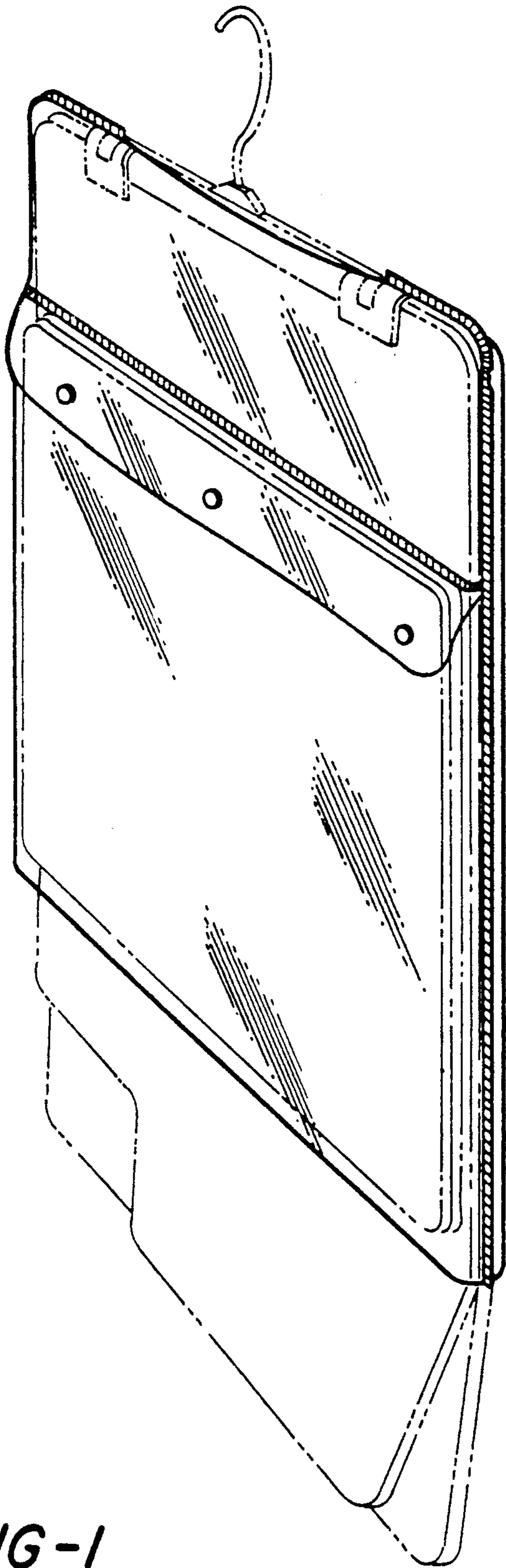


FIG-1



FIG-2

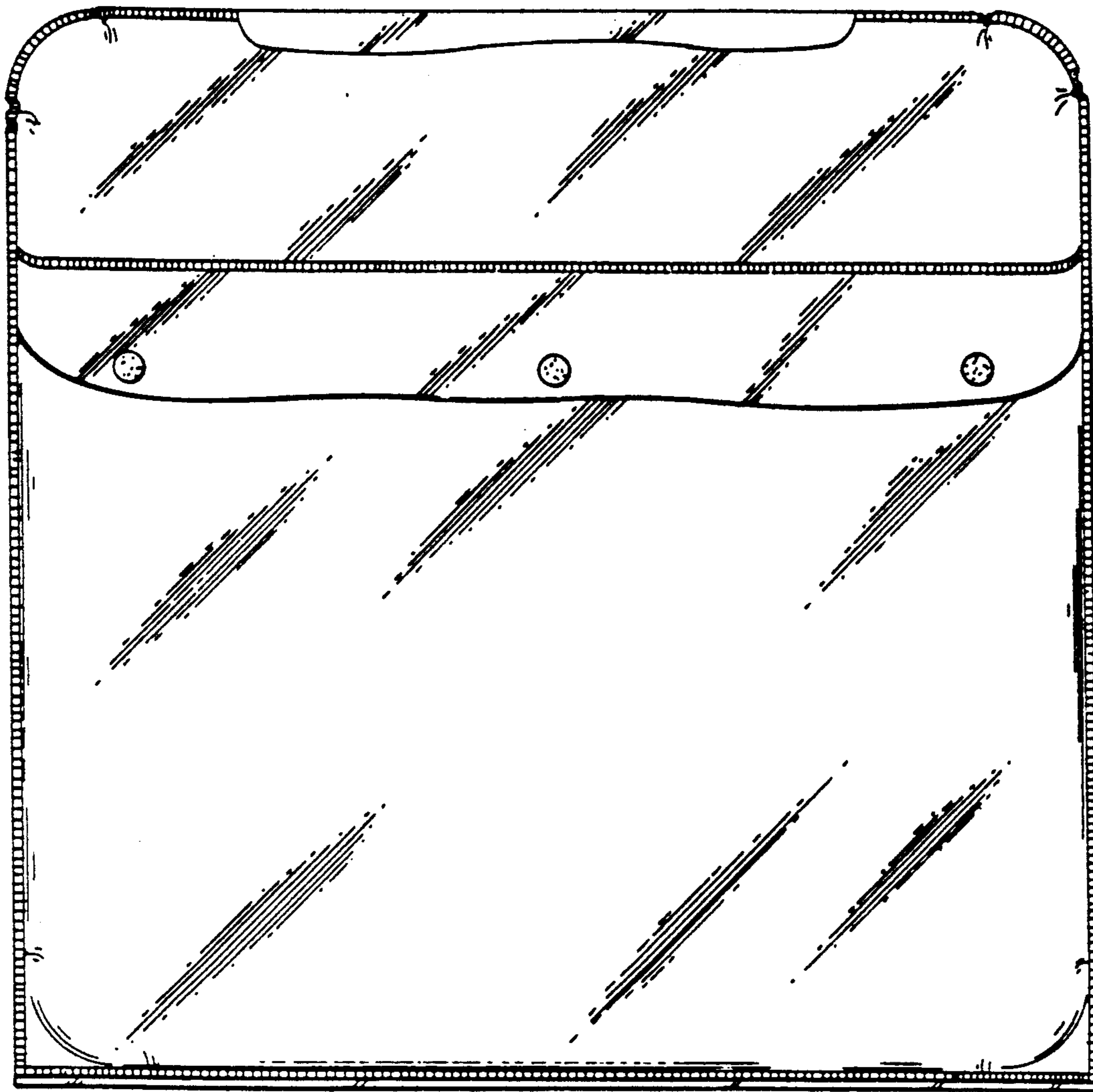


FIG-3




FIG-4

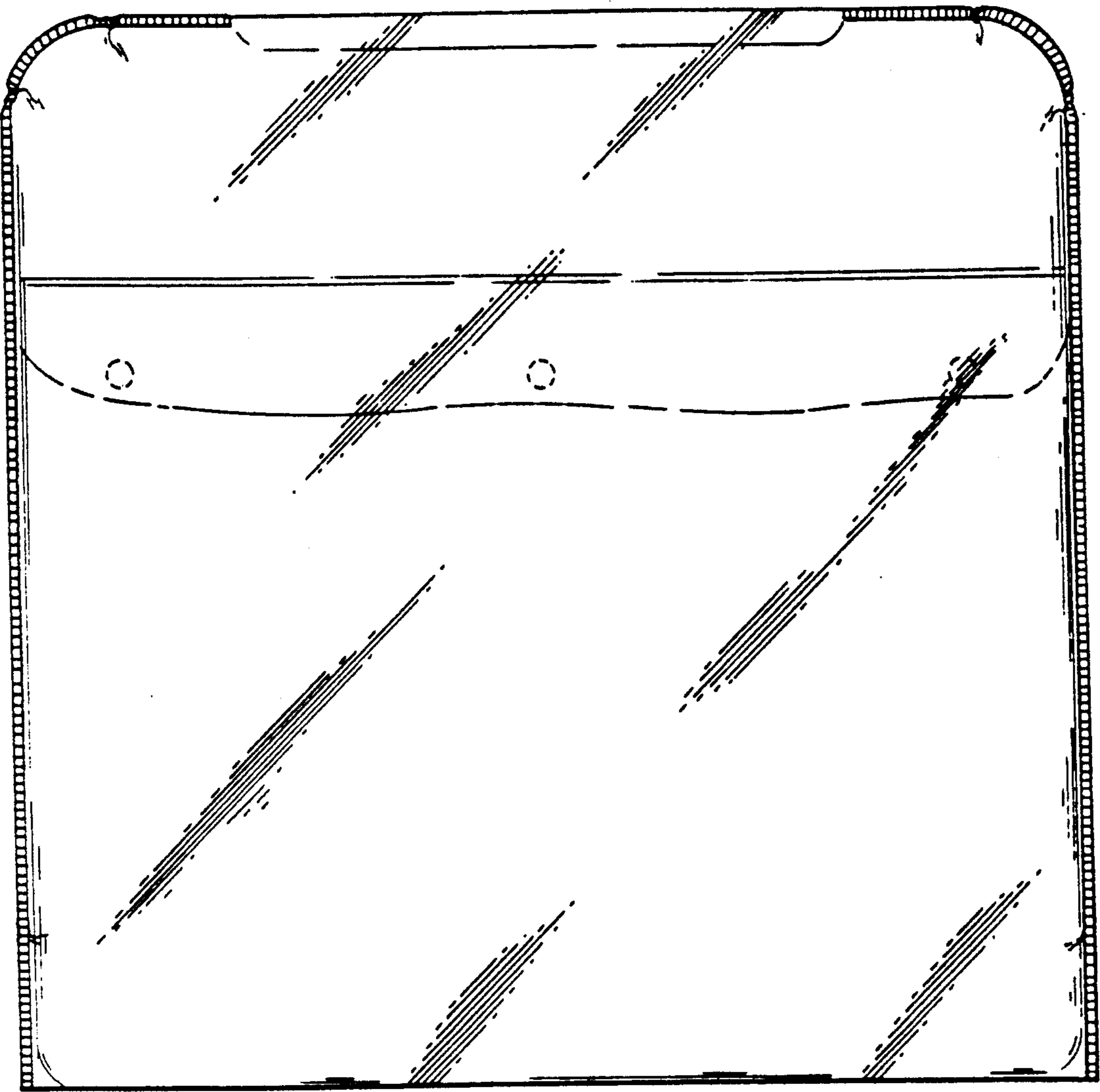


FIG-5




FIG-6

UNITED STATES PATENT AND TRADEMARK OFFICE
CERTIFICATE OF CORRECTION

PATENT NO. : Des. 345,908
DATED : April 12, 1994
INVENTOR(S) : Stewart Wallach

It is certified that error appears in the above-identified patent and that said Letters Patent is hereby corrected as shown below:

In the specification preceding the claim insert--The broken line showing of floor mats and a clamp hanger in figure 1 is for illustrative purposes only and forms no part of the claimed design--.

Signed and Sealed this
First Day of November, 1994



BRUCE LEHMAN

Commissioner of Patents and Trademarks

Attest:

Attesting Officer