



US00D345899S

United States Patent [19]

[11] Patent Number: **Des. 345,899**

Friend

[45] Date of Patent: **** Apr. 12, 1994**

[54] TOOL FOR HANDLING HANGING PLANTS

[76] Inventor: **Joan Friend**, P.O. Box 1987,
Kamuela, Hi. 96743

[**] Term: **14 Years**

[21] Appl. No.: **198**

[22] Filed: **Oct. 8, 1992**

[52] U.S. Cl. **D8/14**

[58] Field of Search **D8/1, 14; 294/1.1, 19.1,
294/20, 22, 23, 24; D34/28**

[56] References Cited

U.S. PATENT DOCUMENTS

D. 239,812	5/1976	Gould	D8/14
D. 297,499	9/1988	Whitney	D8/14
3,737,187	6/1973	Pryor	294/19.1
4,063,768	12/1977	Denis	294/19.1
4,153,286	5/1979	Piper et al.	294/19.1
4,335,913	6/1982	Lick	294/19.1
4,607,871	8/1986	Kirkman	294/19.1

FOREIGN PATENT DOCUMENTS

581306 11/1946 United Kingdom .

Primary Examiner—Bernard Ansher

Assistant Examiner—Philip Hyder

Attorney, Agent, or Firm—Richard C. Litman

[57] CLAIM

The ornamental design for a tool for handling hanging plants, as shown and described.

DESCRIPTION

FIG. 1 is a perspective view of a tool for handling hanging plants showing my new design;

FIG. 2 is a right side elevational view thereof, the left side elevational view being a mirror image;

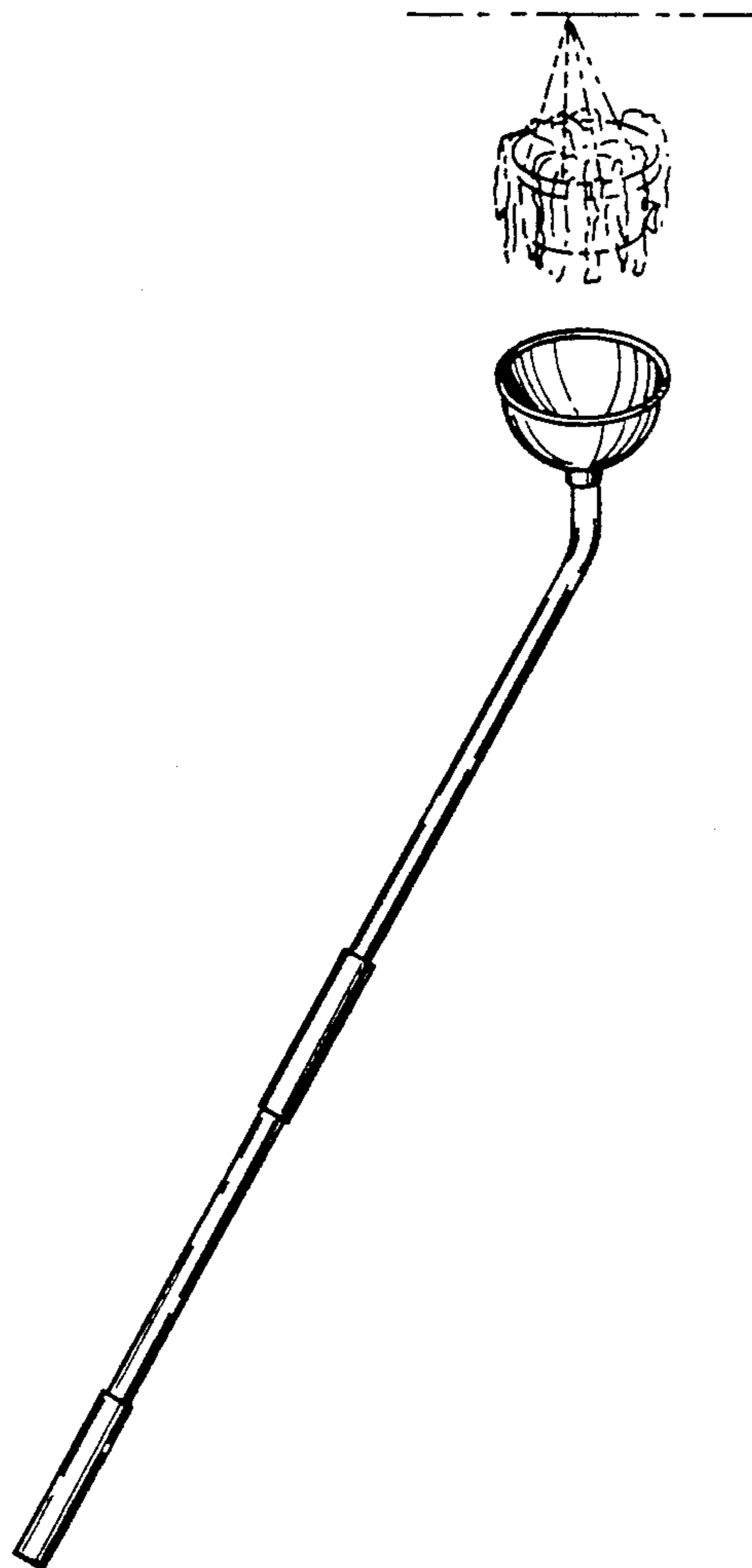
FIG. 3 is top plan view thereof;

FIG. 4 is a rear elevation view thereof;

FIG. 5 is a front elevational view thereof; and,

FIG. 6 is a bottom plan view thereof.

The broken line showing of the hanging plant in FIG. 1 is for illustrative purposes only and forms no part of the claimed design.







FIG. 1




FIG. 2

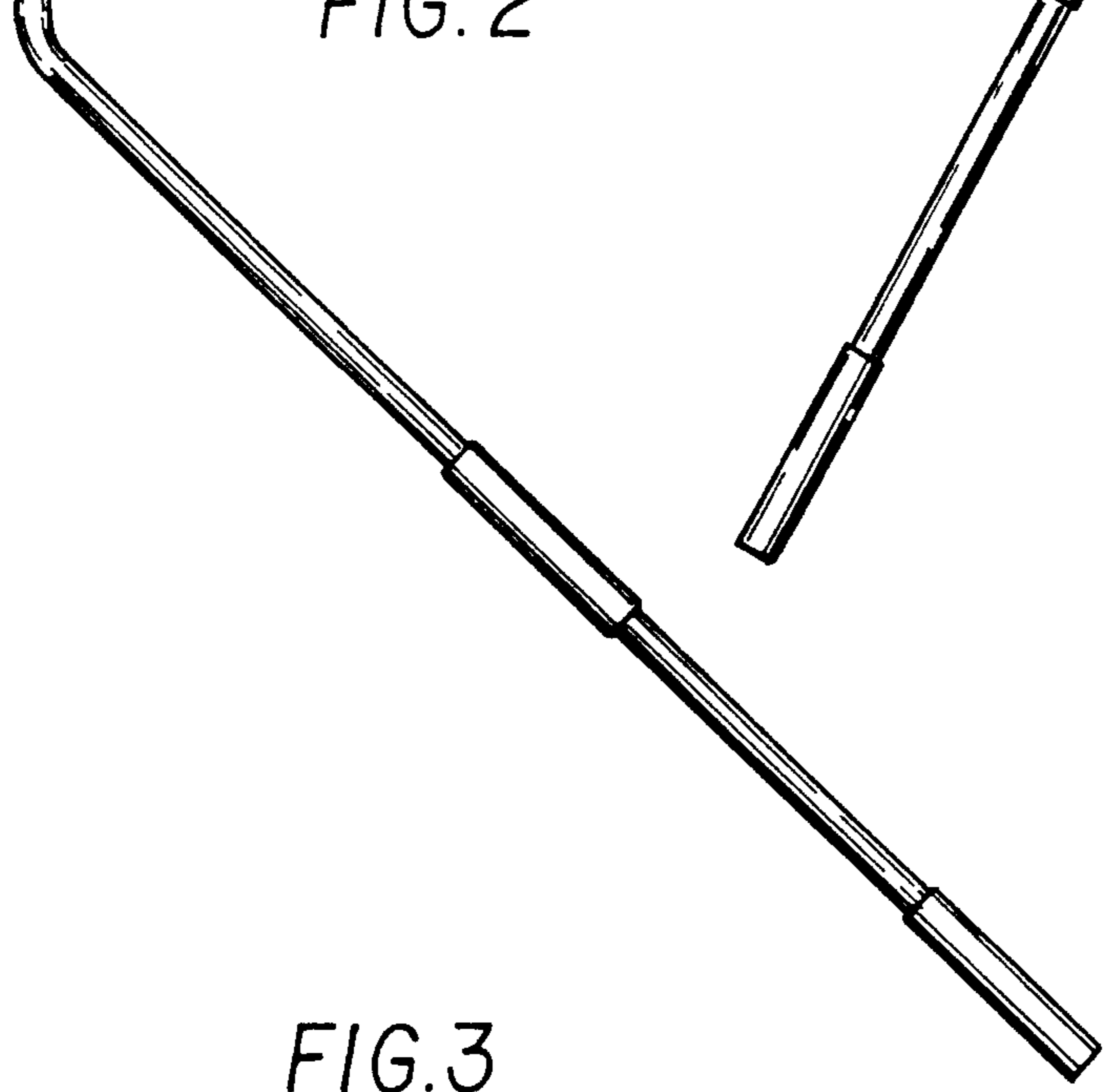




FIG. 3



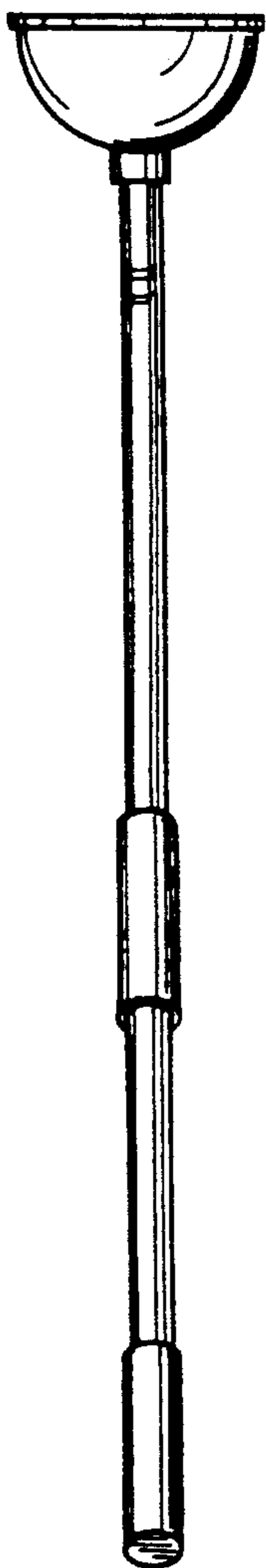


FIG. 4

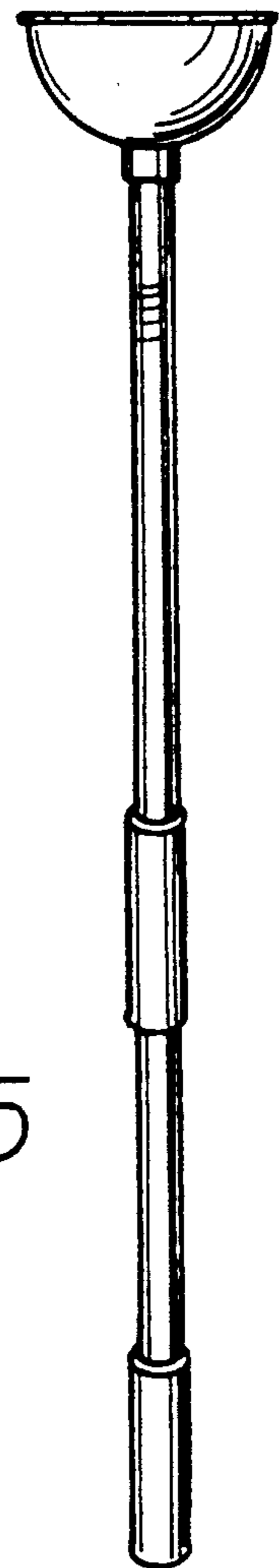


FIG. 5

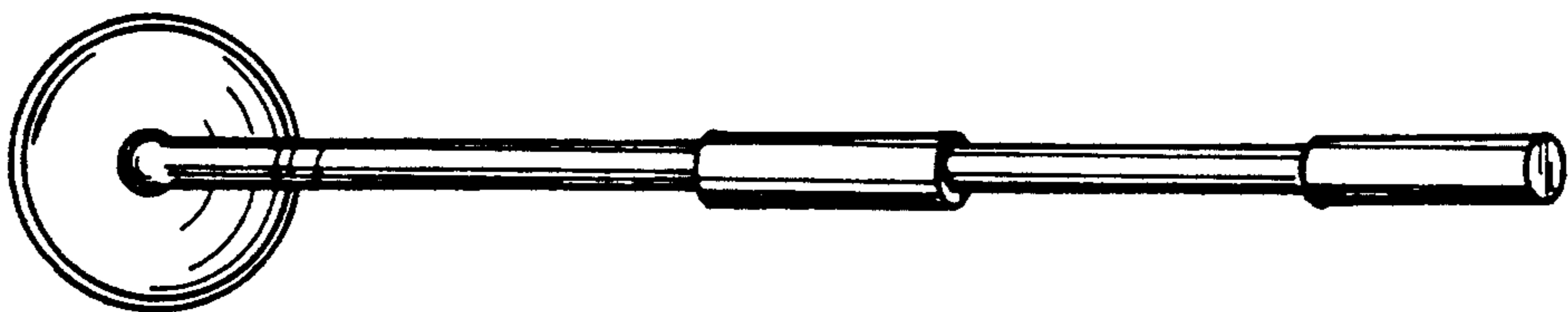


FIG. 6