



US00D345889S

United States Patent [19]

[11] Patent Number: **Des. 345,889**

Herricks

[45] Date of Patent: **** Apr. 12, 1994**

[54] ICE CUBE RESTRAINER FOR A GLASS

3,150,084	9/1964	Rodges	D7/396.2 X
3,752,320	8/1973	Biro	D7/667 X
4,938,375	7/1990	Fantacone	220/713 X

[76] Inventor: **Noble G. Herricks**, 15650 El Monte, Lakeside, Calif. 92040

OTHER PUBLICATIONS

[**] Term: **14 Years**

"Ice Garde", House and Garden, Dec. 1951, p. 83.

[21] Appl. No.: **919,126**

Primary Examiner—Alan P. Douglas

[22] Filed: **Jul. 27, 1992**

Assistant Examiner—M. N. Pandozzi

[52] U.S. Cl. **D7/396.2; D7/372.1**

Attorney, Agent, or Firm—Charles C. Logan, II

[58] Field of Search **D7/387, 392.1, 392, D7/396.2, 396.3, 397, 398, 602, 507, 509, 510, 511, 524, 532, 533, 535, 536, 537, 619, 369, 667, 620, 396.1, 398, 399, 400, 213; 220/719, 730, 731, 713**

[57] CLAIM

The ornamental design for an ice cube restrainer for a glass, as shown and described.

[56] References Cited

U.S. PATENT DOCUMENTS

D. 160,050	9/1950	Alexander	D7/667
D. 315,478	3/1991	Liggins	D7/667
D. 317,388	6/1991	White	D7/387 X
1,269,902	6/1918	Butler	D7/396.3 X
2,136,755	11/1938	Prince	D7/396.2 X
2,744,631	5/1956	Toombs	D7/396.2 X
2,753,050	7/1956	Langston	D7/396.2 X
2,766,889	10/1956	Rey	D7/396.2 X

DESCRIPTION

FIG. 1 is a front perspective view of the ice cube restrainer for a glass;


FIG. 2 is a top plan view thereof;

FIG. 3 is a bottom plan view thereof;

FIG. 4 is a left side elevation view thereof and it is identical to the right side elevation view but merely reversed; and,

FIG. 5 is a rear elevation view thereof.

The broken line showing of a glass with three ice cubes in liquid is for illustrative purposes only and forms no part of the claimed design.






FIGURE 1

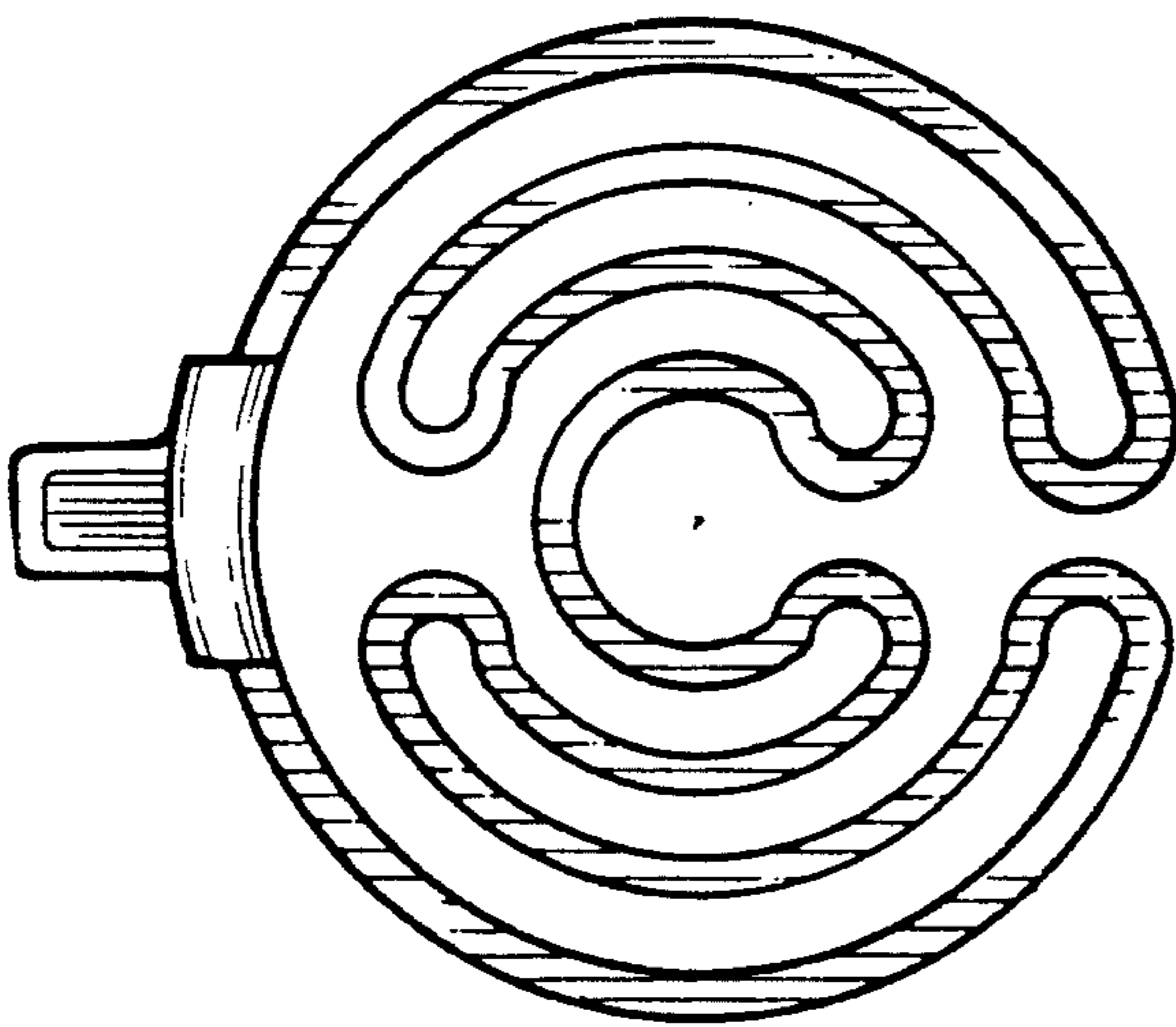


FIGURE 2

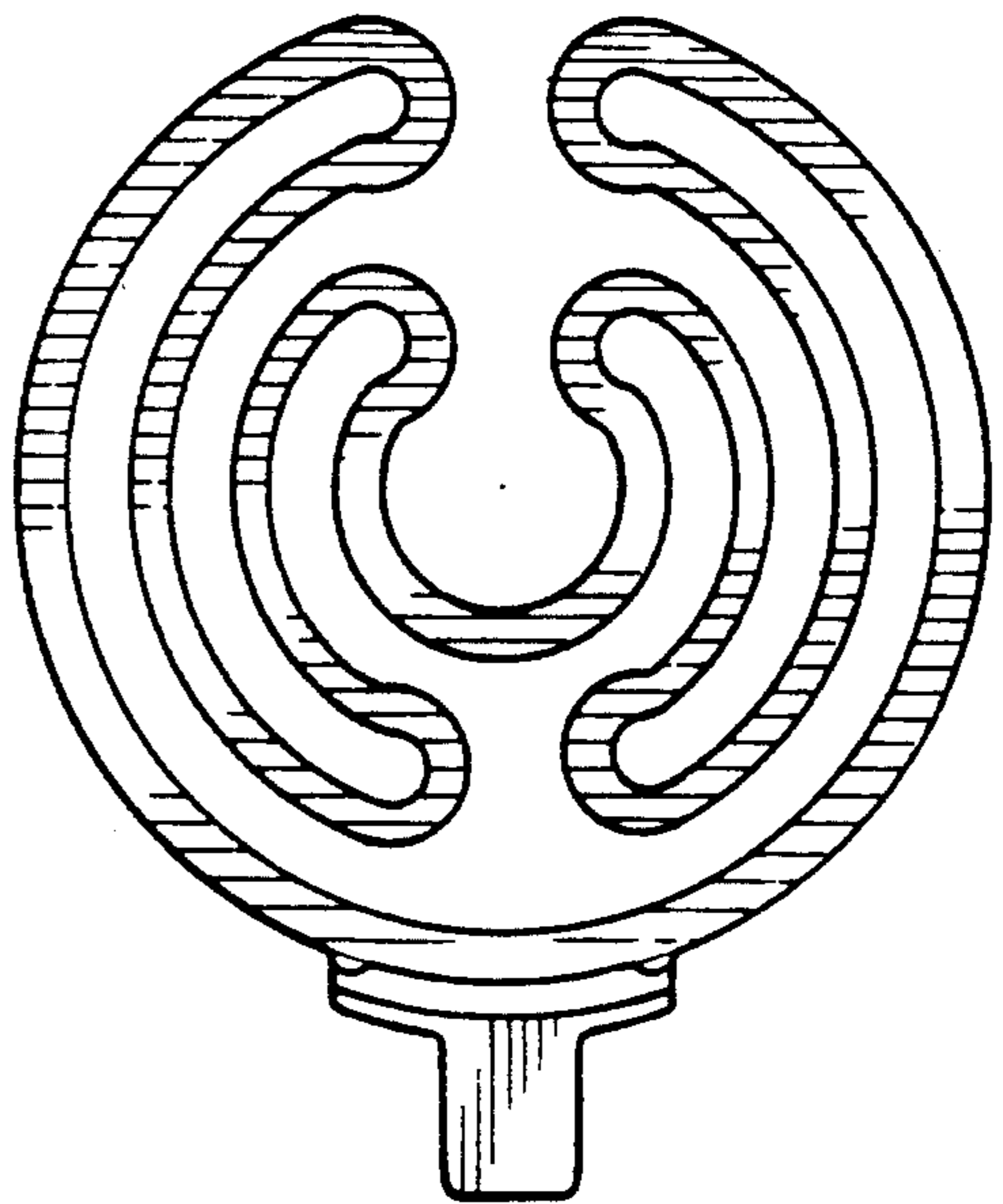


FIGURE 3




FIGURE 4




FIGURE 5