



US00D345867S

# United States Patent [19]

[11] Patent Number: **Des. 345,867**

Narita

[45] Date of Patent: **\*\* Apr. 12, 1994**

[54] CHAIR

D. 328,980	9/1992	Buchacz	.....	D6/366
D. 337,448	7/1993	Heidmann	.....	D6/379
4,887,846	12/1989	Tobler	.....	297/414 X

[75] Inventor: **Tetsuya Narita, Funabashi, Japan**

[73] Assignee: **Okamura Corporation, Yokohama**

[\*\*] Term: **14 Years**

*Primary Examiner*—Nelson C. Holtje  
*Assistant Examiner*—Monica A. Hannon  
*Attorney, Agent, or Firm*—Poms, Smith, Lande & Rose

[21] Appl. No.: **753,684**

[57] **CLAIM**

[22] Filed: **Sep. 3, 1991**

The ornamental design for a chair, as shown.

[30] **Foreign Application Priority Data**

**DESCRIPTION**

May 20, 1991 [JP] Japan ..... 3-14417

[52] U.S. Cl. .... **D6/366**

FIG. 1 is a front perspective view of a "chair" showing my new design;

[58] Field of Search ..... D6/366, 367, 379;  
297/248, 411, 414, 416, 418, 421, 445

FIG. 2 is a front elevational view thereof;

FIG. 3 is a top plan view thereof;

FIG. 4 is a rear elevational view thereof;

FIG. 5 is a bottom plan view thereof;

FIG. 6 is a right side elevational view, the left side being a mirror image thereof; and,

FIG. 7 is a sectional view taken along the line VII—VII in FIG. 2.

[56] **References Cited**

**U.S. PATENT DOCUMENTS**

D. 248,068	6/1978	Roericht	.....	D6/366
D. 267,838	2/1983	Buhk et al.	.....	D6/366
D. 309,990	8/1990	von Klier et al.	.....	D6/366

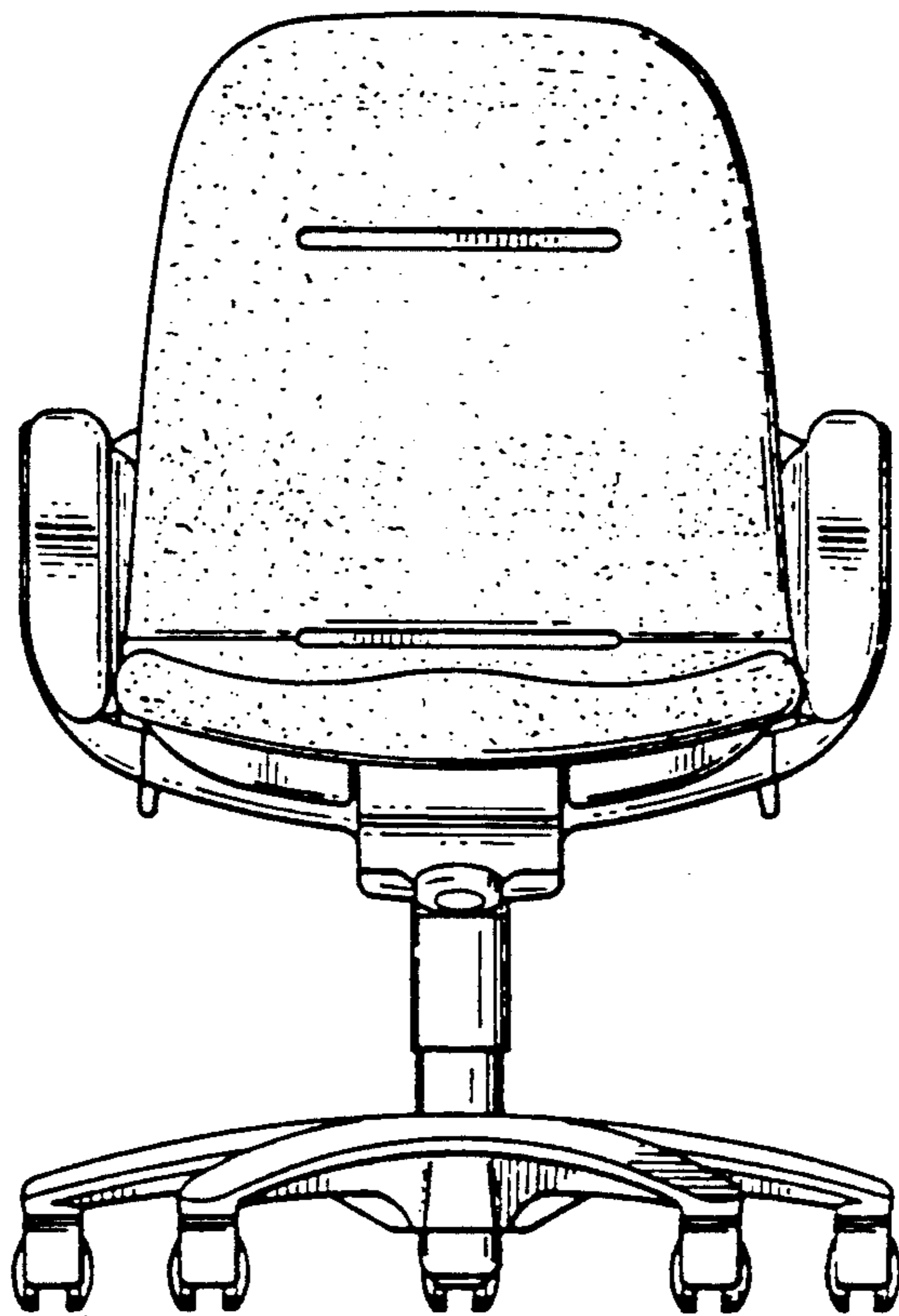


FIG. 1



FIG. 2

VI ←



VI ←

FIG. 3




FIG. 4

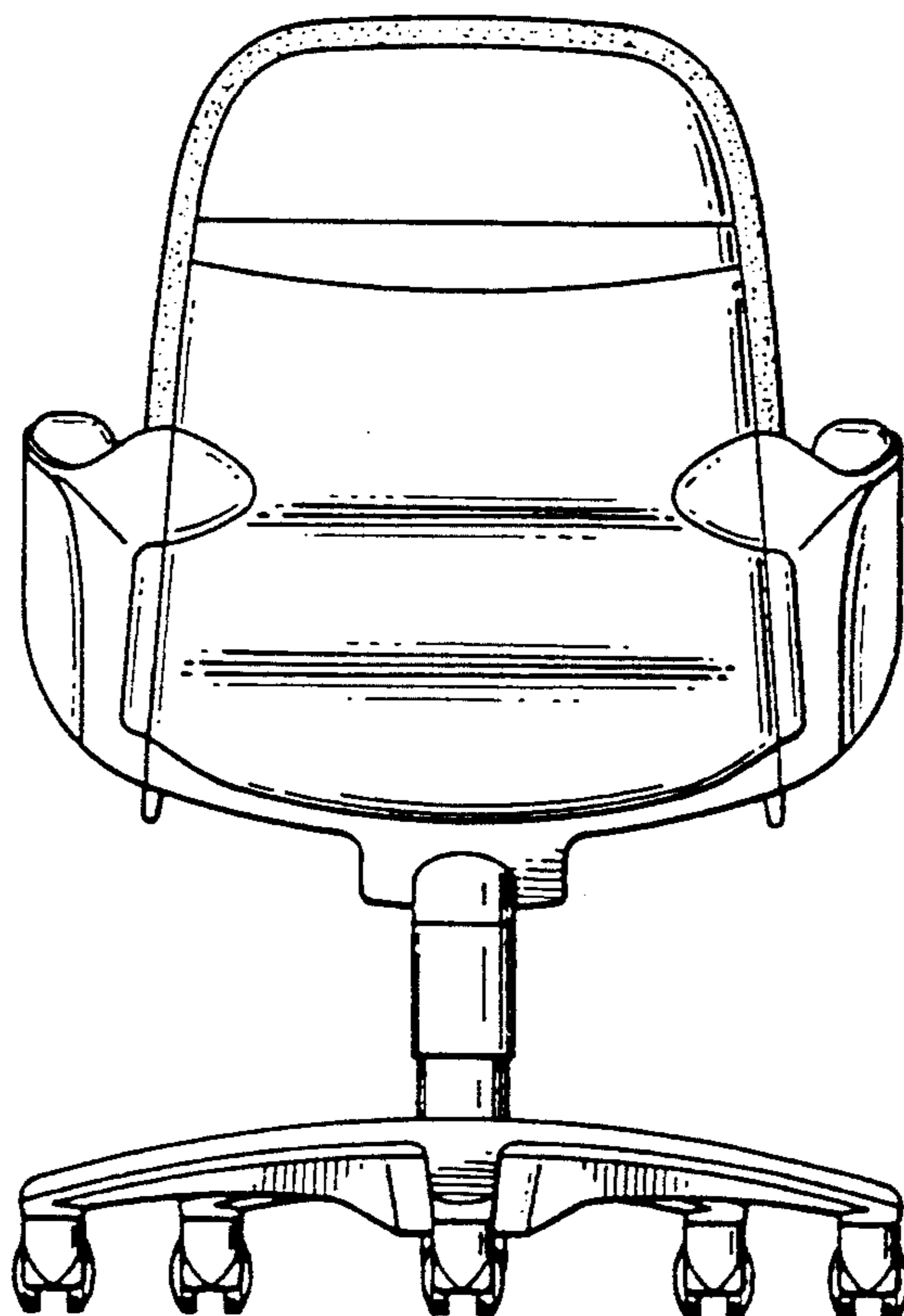


FIG. 5

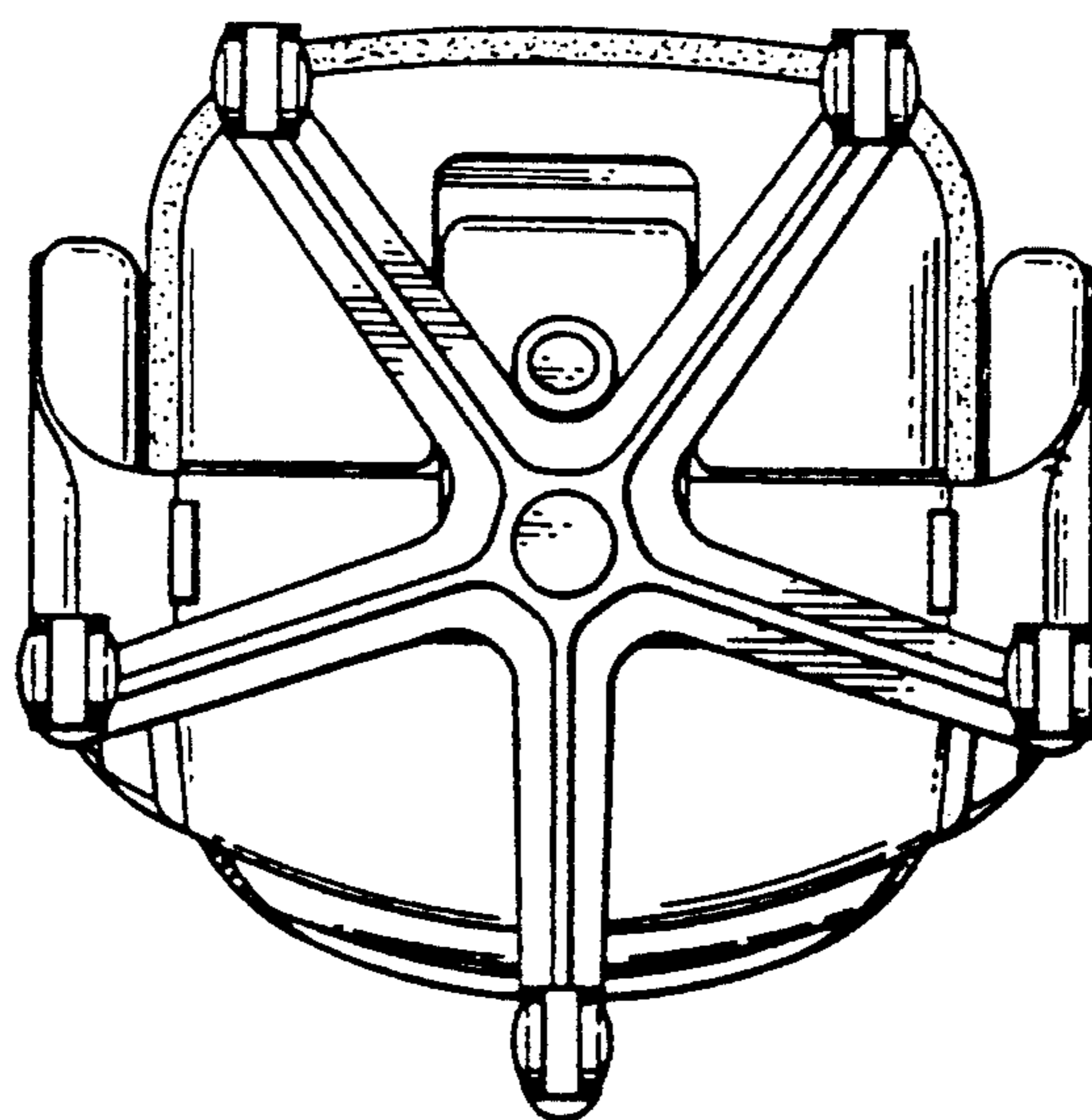


FIG. 6

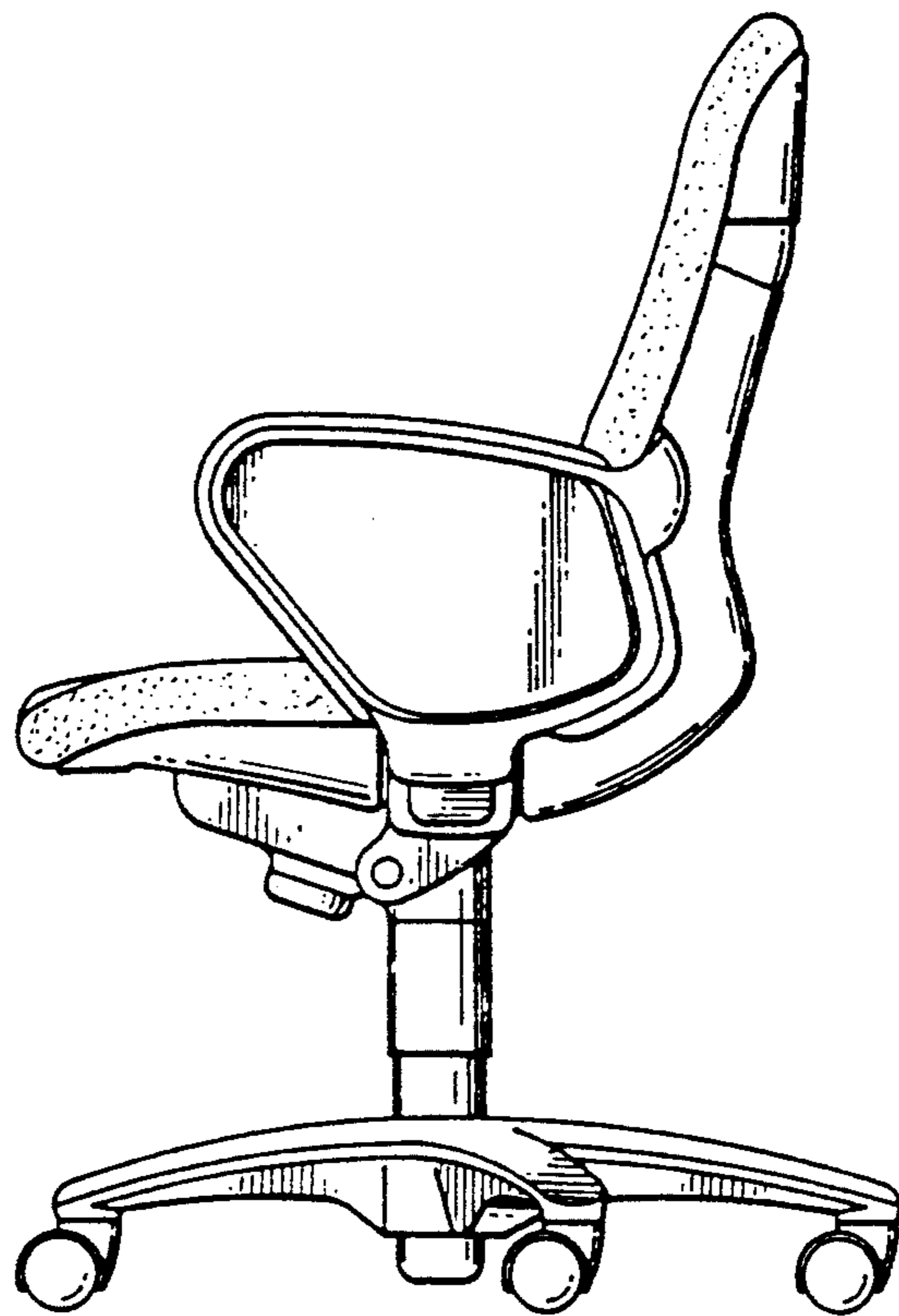


FIG. 7

