



US00D345862S

United States Patent [19]

[11] Patent Number: Des. 345,862

Skubensky et al.

[45] Date of Patent: ** Apr. 12, 1994

[54] WATERPROOF CASE

[76] Inventors: **Mary J. Skubensky; Robert T. Skubensky**, both of 852 Kilsyth Rd., Elizabeth, N.J. 07208

[**] Term: **14 Years**

[21] Appl. No.: **924,666**

[22] Filed: **Aug. 5, 1992**

[52] U.S. Cl. **D3/226; D3/302**

[58] Field of Search **D3/106, 30.1, 39; D9/300, 337; D28/76, 83, 90**

D. 301,124	5/1989	Bakic	D28/76
D. 321,415	11/1991	Chen	D28/83
3,027,995	4/1962	Littman	D3/106
4,454,889	6/1984	Contreras, Sr.	D28/83

Primary Examiner—A. Hugo Word
Assistant Examiner—R. Seifert
Attorney, Agent, or Firm—Hugh E. Smith

[57] CLAIM

The ornamental design for a waterproof case, as shown and described.

DESCRIPTION

FIG. 1 is a front elevational view of the waterproof case showing my new design;
FIG. 2 is a rear elevational view thereof;
FIG. 3 is a left side elevational view thereof;
FIG. 4 is a right side elevational view thereof;
FIG. 5 is a top plan view thereof;
FIG. 6 is a bottom plan view thereof; and,
FIG. 7 is an isometric view thereof.

[56] References Cited

U.S. PATENT DOCUMENTS

D. 109,216	4/1938	Groos	D28/76
D. 214,984	8/1969	Woolfolk	D3/106
D. 239,986	5/1976	Artz	D3/106
D. 245,818	9/1977	Persson	D3/106
D. 262,151	12/1981	Sussman	D28/83




FIG. 1




FIG. 2

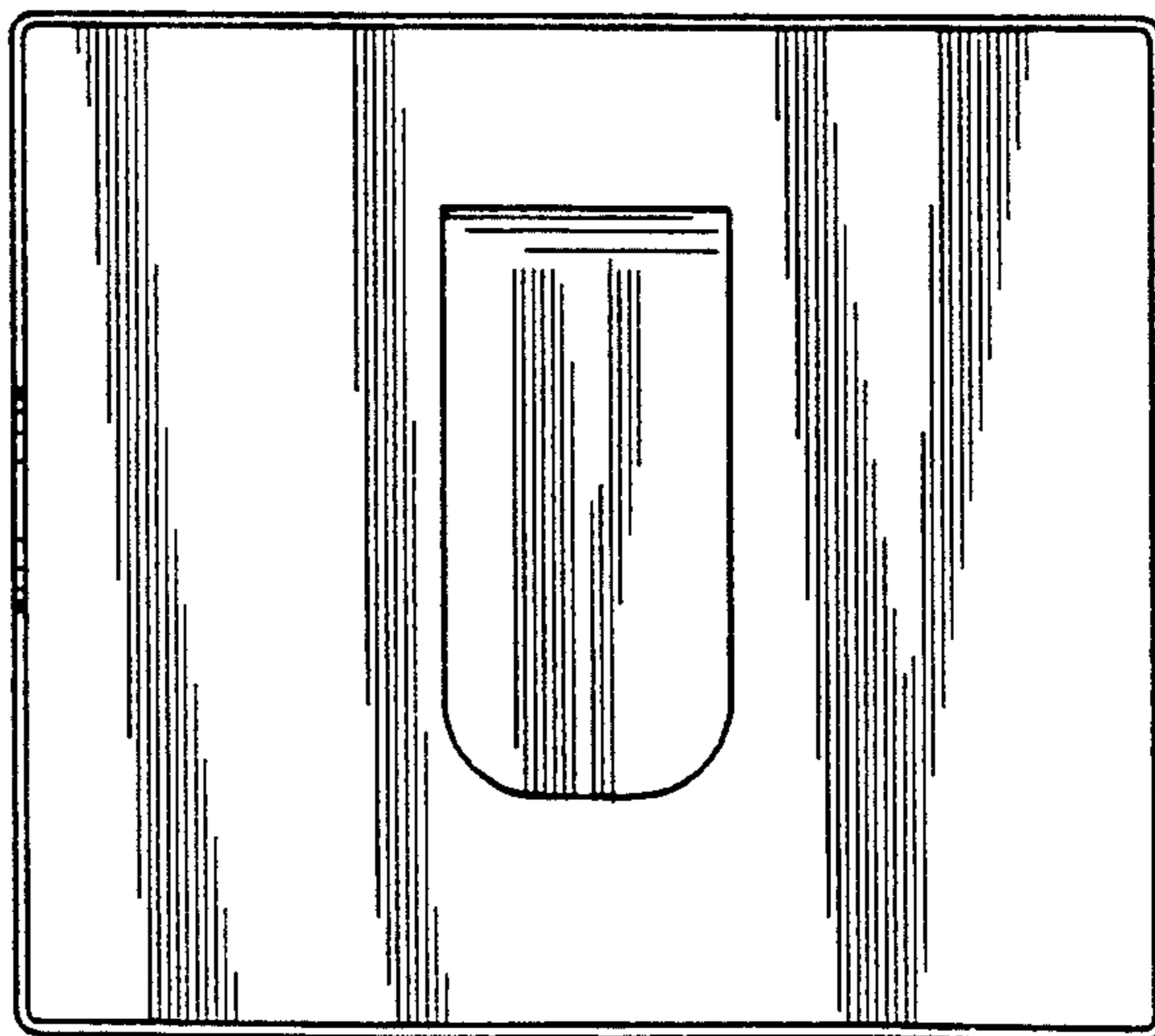


FIG. 3

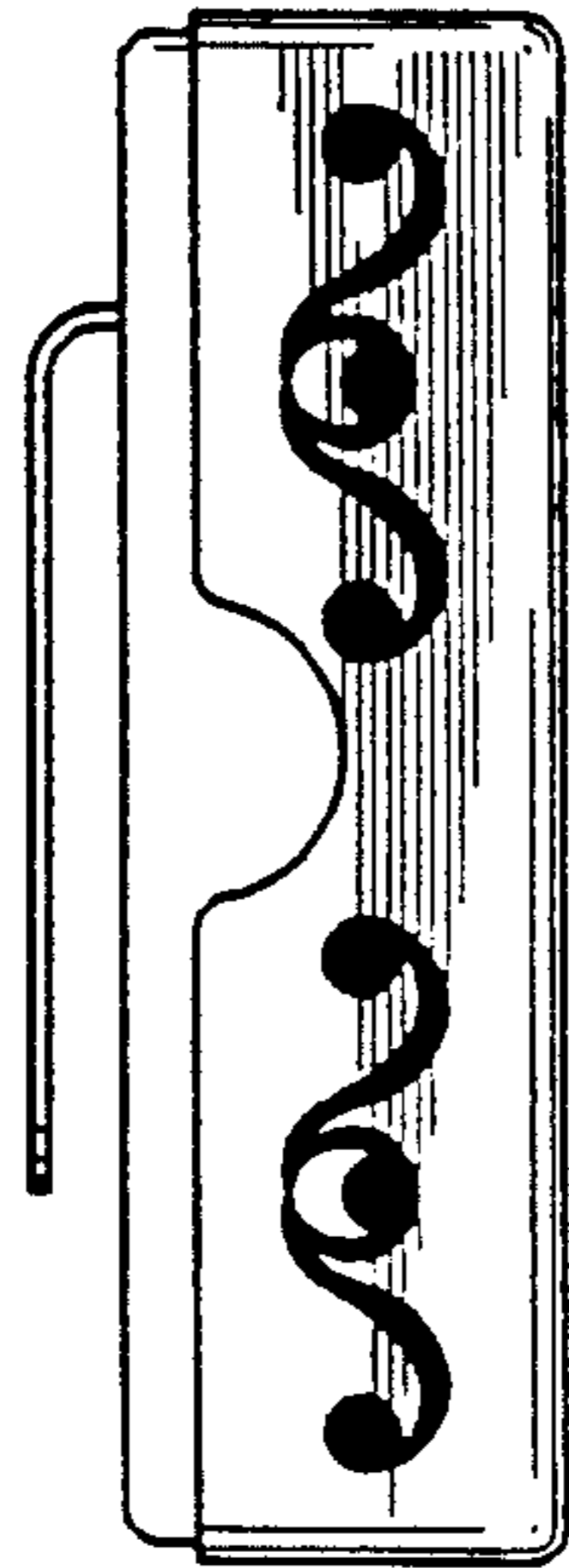


FIG. 4

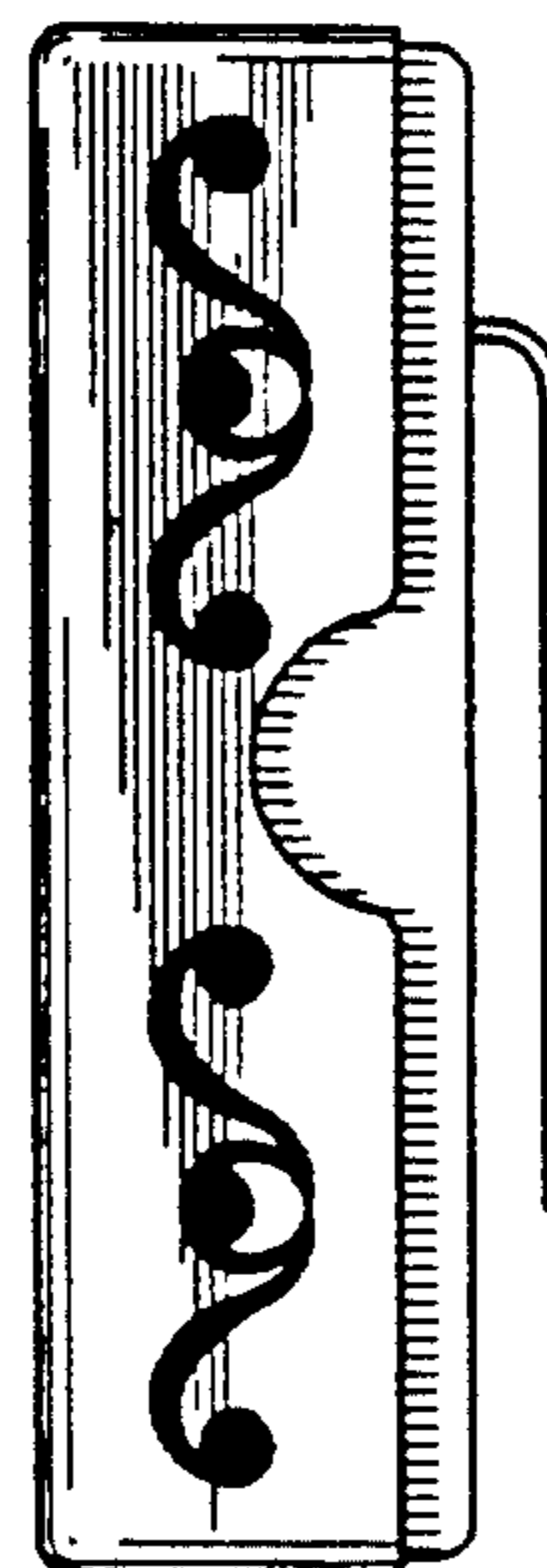


FIG. 5




FIG. 6




FIG. 7

