



US00D345822S

United States Patent [19]

[11] Patent Number: **Des. 345,822**

Ullmann

[45] Date of Patent: **** Apr. 5, 1994**

[54] **DRY SHAVER WITH CAP**

[75] Inventor: **Roland Ullmann,**
Offenbach-Rumpenheim, Fed. Rep.
of Germany

[73] Assignee: **Baun Aktiengesellschaft, Frankfurt,**
Fed. Rep. of Germany

[**] Term: **14 Years**

[21] Appl. No.: **923,154**

[22] Filed: **Jul. 29, 1992**

[30] **Foreign Application Priority Data**

Feb. 12, 1992 [DE] Fed. Rep. of Germany M92 01
097.0

[52] U.S. Cl. **D28/49; D28/51**

[58] Field of Search 30/32, 42, 43.4-43.92,
30/90, DIG. 1, DIG. 2; D28/49-51

[56] **References Cited**

U.S. PATENT DOCUMENTS

- D. 245,629 8/1977 Ullmann .
- D. 258,993 4/1981 Ullmann .
- D. 268,617 4/1983 Seiffert et al. D28/51

- D. 270,385 8/1983 Ullmann .
- D. 286,452 10/1986 Ullmann .
- D. 293,265 12/1987 Ullman D28/49
- D. 304,774 11/1989 Yonesawa et al. D28/49
- D. 313,090 12/1990 Ullmann D28/49
- D. 316,162 4/1991 Ullmann D28/49
- D. 319,894 9/1991 Ullmann D28/49

FOREIGN PATENT DOCUMENTS

59287 9/1987 Canada .


Primary Examiner—B. J. Bullock
Attorney, Agent, or Firm—Fish & Richardson

[57] **CLAIM**

The ornamental design for a dry shaver with cap, as shown and described.

DESCRIPTION

FIG. 1 is a perspective front elevational view of a dry shaver with cap embodying my new design; FIG. 2 is a top plan view thereof; FIG. 3 is a front elevational view thereof; FIG. 4 is a right side elevational view thereof; FIG. 5 is a rear elevational view thereof; FIG. 6 is a left side elevational view thereof; and, FIG. 7 is a bottom plan view thereof.



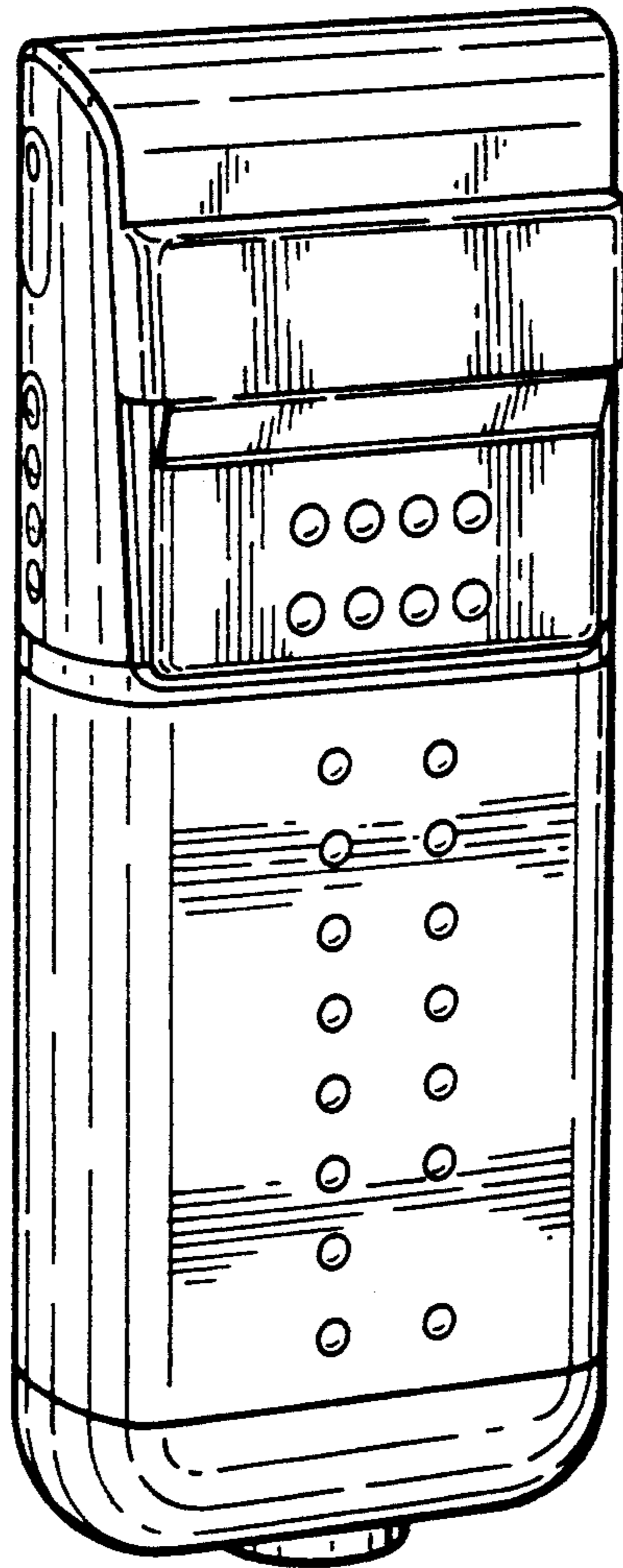


Fig. 1




Fig. 2

Fig. 3

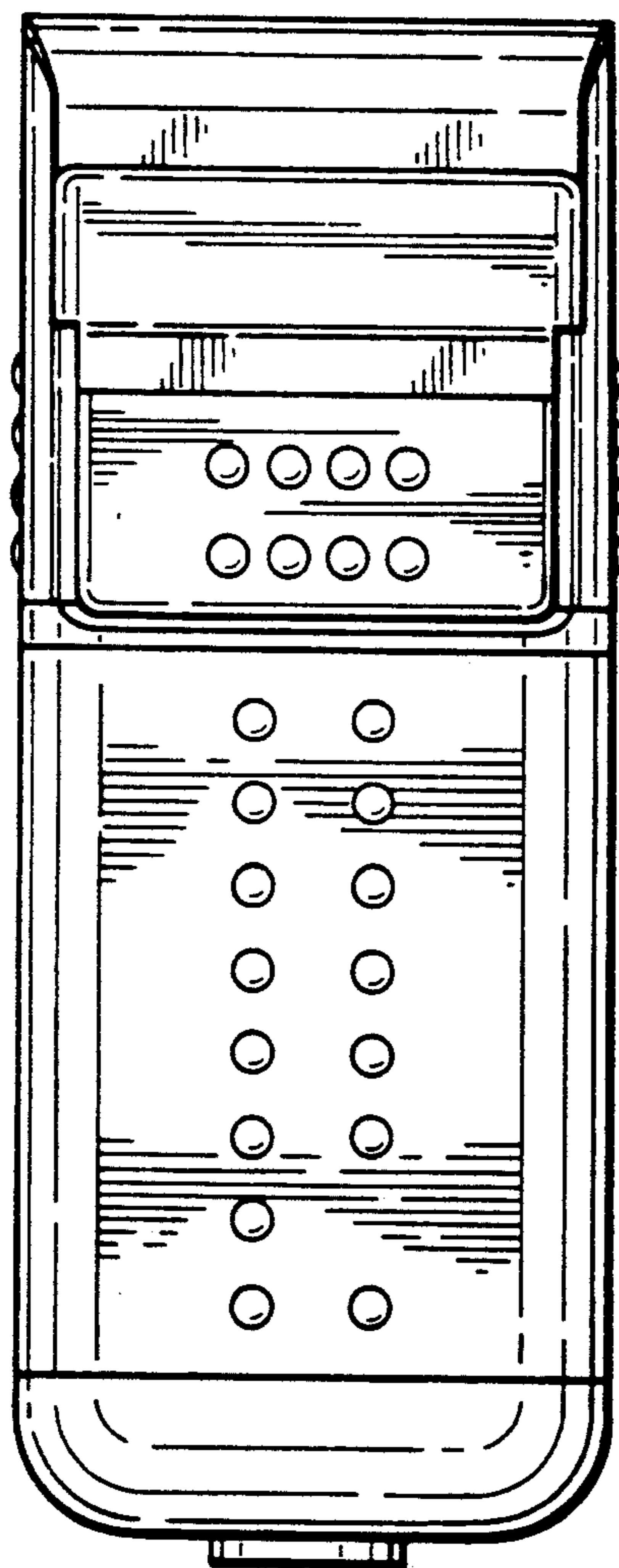


Fig. 4




Fig. 5

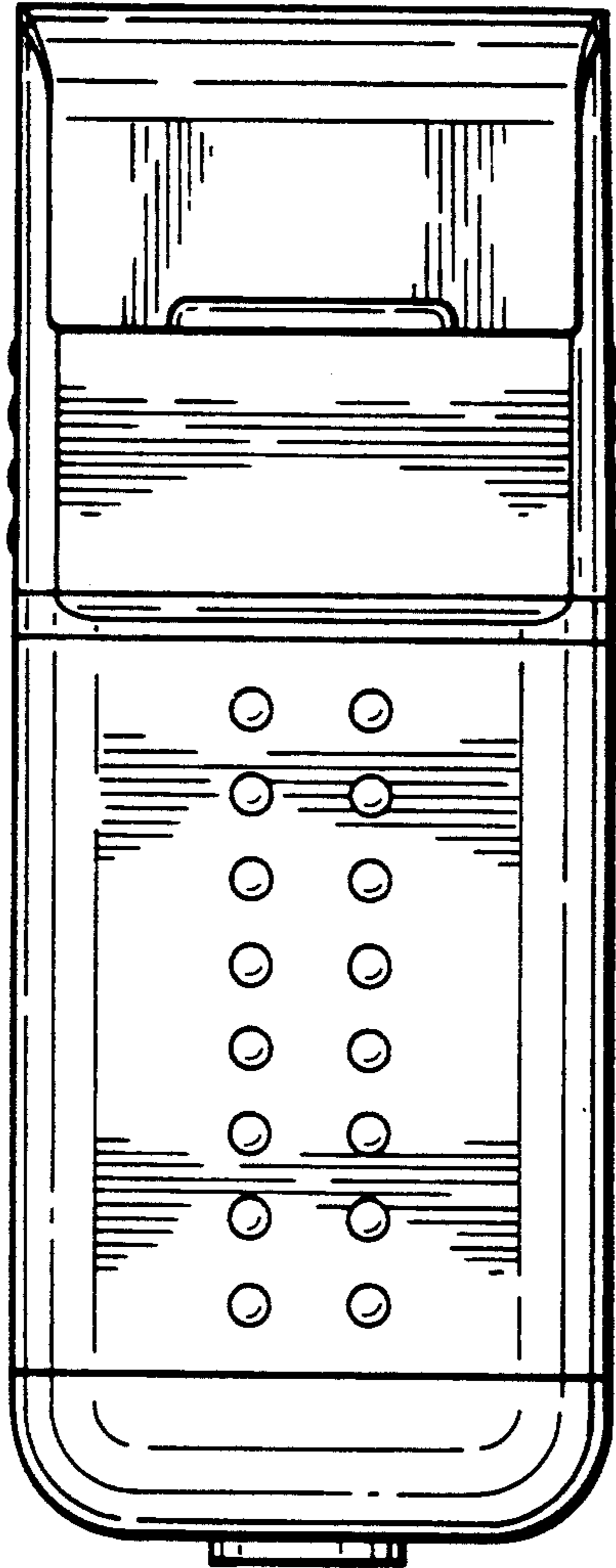


Fig. 6





Fig. 7