



US00D345806S

United States Patent [19]

[11] Patent Number: **Des. 345,806**

Vyvoda

[45] Date of Patent: **** Apr. 5, 1994**

[54] **ADJUSTABLE WINDOW GRILLE**

4,615,142 10/1986 Reeves .
4,630,396 12/1986 Zvi et al. 49/55
4,817,334 4/1989 Badger et al. .

[76] Inventor: **Frank Vyvoda**, 2004 Hiki St.,
Honolulu, Hi. 96819

Primary Examiner—A. Hugo Word
Assistant Examiner—Doris Clark
Attorney, Agent, or Firm—Richard C. Litman

[**] Term: **14 Years**

[21] Appl. No.: **877,123**

[57] **CLAIM**

[22] Filed: **May 1, 1992**

[52] U.S. Cl. **D25/53**

The ornamental design for an adjustable window grille,
as shown and described.

[58] Field of Search 49/15-20,
49/50-53, 55; D25/38-46, 53, 52, 152, 153, 156


DESCRIPTION

[56] **References Cited**

U.S. PATENT DOCUMENTS

D. 917	7/1857	Jenkins	D25/42
D. 121,464	7/1940	Anderson	D25/53
D. 269,380	6/1983	d'Avila	D25/152
D. 288,854	3/1987	Stollman	D25/53
1,501,545	7/1924	Francis	D25/53
2,676,652	4/1954	Duncan	49/50
2,870,996	1/1959	Helt	D25/42
2,896,277	7/1959	Halligan	49/55
2,916,113	12/1959	Lee	D25/38
4,395,861	8/1983	Fiske et al.	49/50

FIG. 1 is a perspective view of an adjustable window grille showing my new design;
FIG. 2 is a top view thereof;
FIG. 3 is a front elevatioanl view with the rear elevational view being a mirror image thereof;
FIG. 4 is a left side elevational view with the right side being a mirror image thereof; and,
FIG. 5 is a bottom view thereof.
The broken line showing a window casing and hinge that can be used to mount the adjustable window grille are for illustrative purposes only and form no part of the claimed design.






FIG. 1



FIG. 2




FIG. 3



FIG. 4



FIG. 5