



US00D345801S

# United States Patent [19]

[11] Patent Number: **Des. 345,801**

**Bosch**

[45] Date of Patent: **\*\* Apr. 5, 1994**

[54] **MASSAGER**

3,705,579 12/1972 Morini et al. .... 128/57

[76] Inventor: **Mimi L. Bosch**, 9225 Loiret, Lenexa, Kans. 66219

*Primary Examiner*—Stella Reid

*Assistant Examiner*—Eric Watterson

*Attorney, Agent, or Firm*—Shook, Hardy & Bacon

[\*\*] Term: **14 Years**

[21] Appl. No.: **843,170**

[57] **CLAIM**

The ornamental design for a massager, as shown and described.

[22] Filed: **Feb. 28, 1992**

[52] U.S. Cl. .... **D24/200**

[58] Field of Search ..... 128/25 R, 26, 59, 60, 128/61, 62 R, 67; D24/200, 101

## DESCRIPTION

FIG. 1 is a perspective view of the device according to the present invention;

FIG. 2 is an elevational view of the front side of the device according to the present invention, the backside being substantially identical thereto;

FIG. 3 is an elevational view of one side of the device, the other side being substantially identical thereto;

FIG. 4 is a bottom plan view of the device; and,

FIG. 5 is a top plan view thereof.

[56] **References Cited**

### U.S. PATENT DOCUMENTS

32,718	5/1900	Kimmell .....	D24/101 X
D. 197,889	4/1964	Hass .....	D24/200 X
D. 237,313	10/1975	Harris .....	D24/214
D. 338,964	8/1993	Tarjoto .....	D24/200
1,769,872	7/1930	Weeks .....	128/60 X




Fig. 1.




Fig. 2.

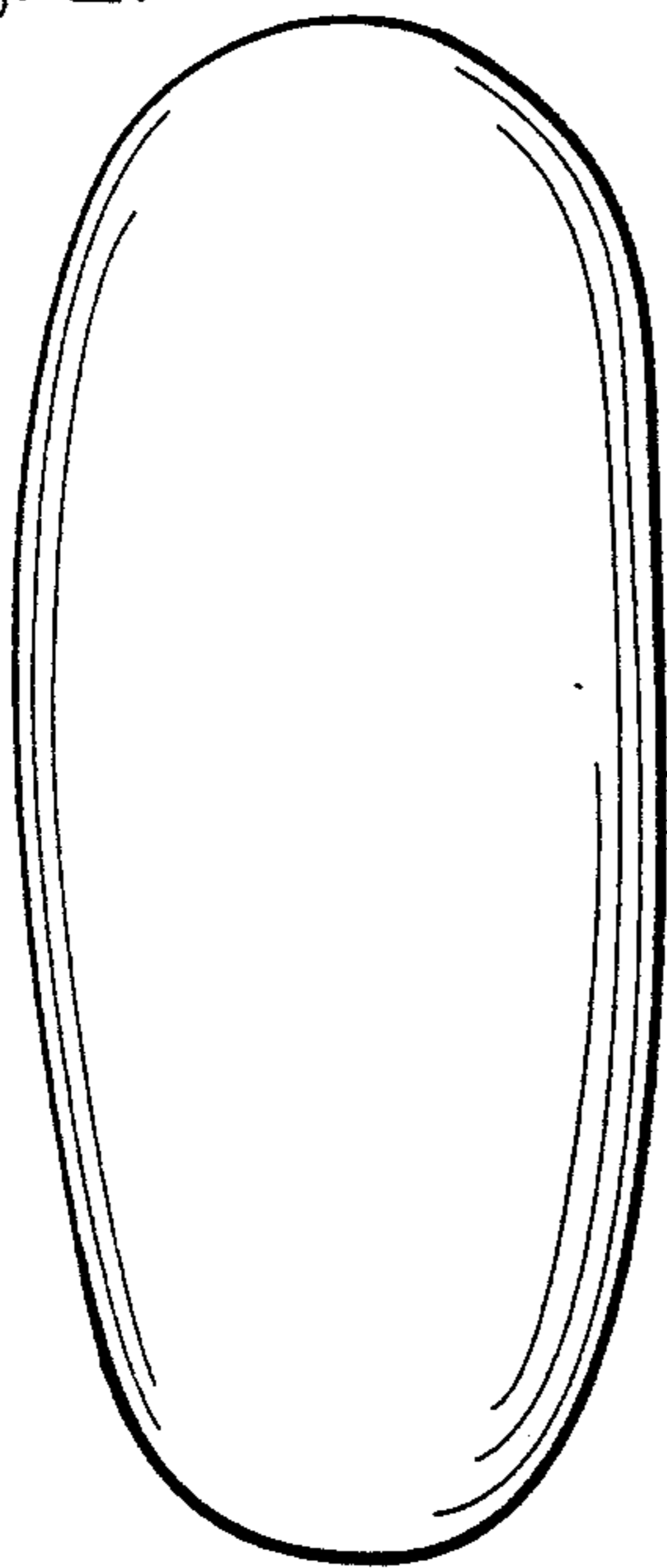


Fig. 3.

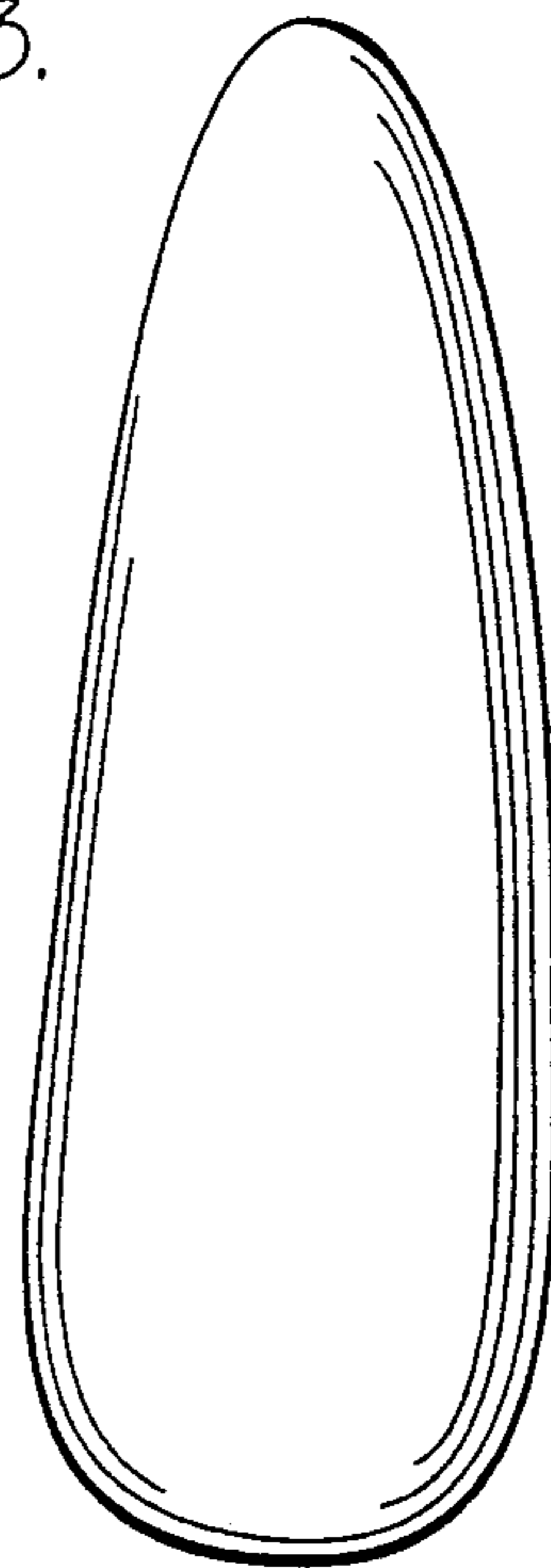


Fig. 4.

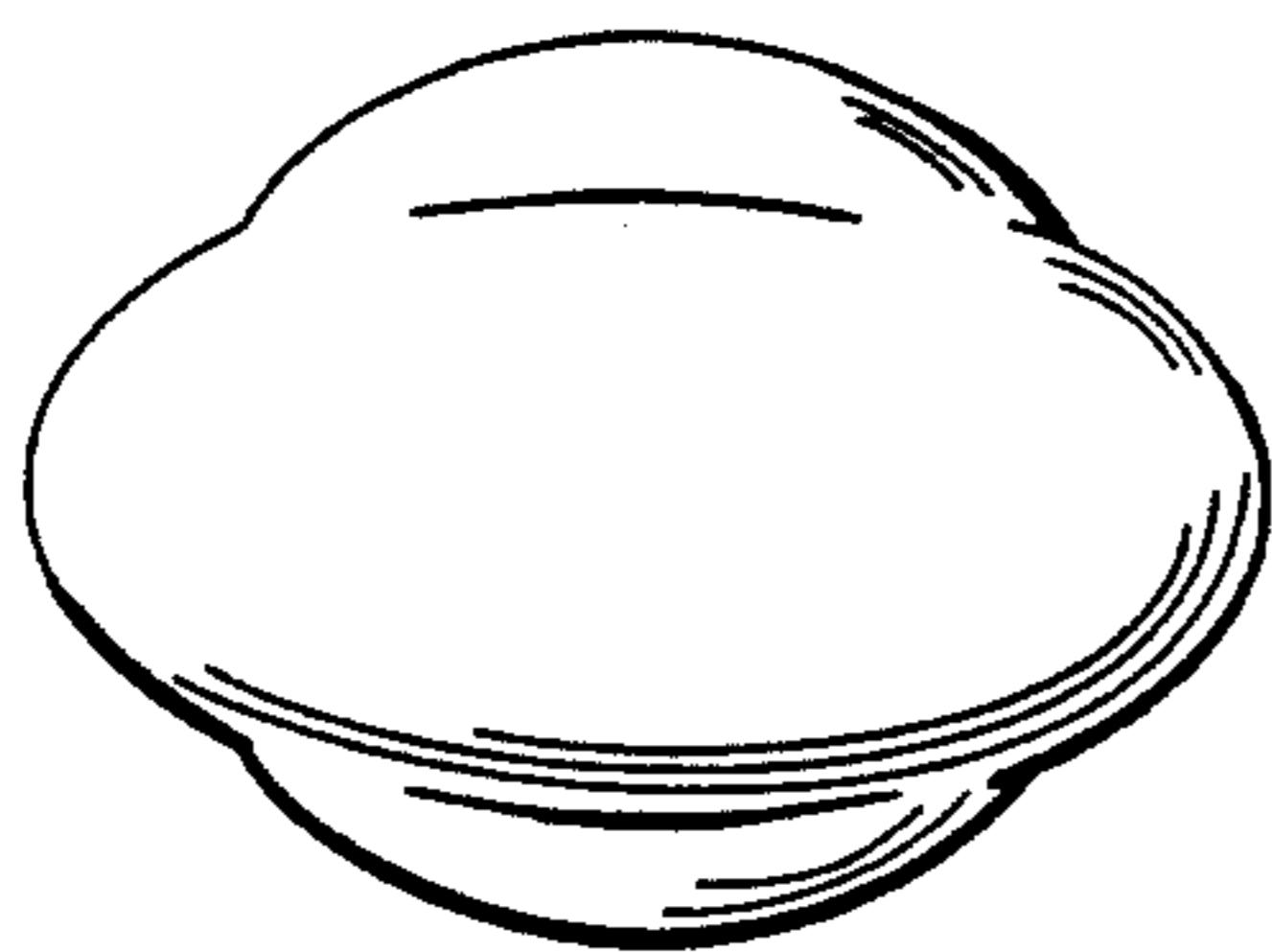


Fig. 5.

