



US00D345779S

United States Patent [19]

[11] Patent Number: **Des. 345,779**

Baggett et al.

[45] Date of Patent: **** Apr. 5, 1994**

[54] **TACKLE TUBE**

3,987,574	10/1976	Pennino	43/26
4,765,083	8/1988	Wilkins	43/26
4,960,437	10/1990	Watson et al.	43/42.31
5,033,228	7/1991	Gallivan	43/54.1

[76] Inventors: **Michael J. Baggett**, P.O. Box 634, Hallsville, Tex. 75650; **Ricky L. Wallace**, 129 Wingate La., Longview, Tex. 75601

Primary Examiner—A. Hugo Word
Assistant Examiner—Doris V. Coles
Attorney, Agent, or Firm—Hugh E. Smith

[**] Term: **14 Years**

[57] **CLAIM**

[21] Appl. No.: **785,708**

The ornamental design for a tackle tube, as shown and described.

[22] Filed: **Oct. 31, 1991**

[52] U.S. Cl. **D22/139; D3/904; D22/134; D22/136**

DESCRIPTION

[58] **Field of Search** **D8/394; D3/36, 38; 43/54.1, 55, 43.1, 25, 26, 21.2, 42.31; 206/315.11; D22/134, 145, 146, 136, 139**

FIG. 1 is a front elevational view of a tackle tube showing our new design;
FIG. 2 is a rear elevational view thereof;
FIG. 3 is a left side elevational view thereof;
FIG. 4 is a right side elevational view thereof;
FIG. 5 is a top plan view thereof;
FIG. 6 is a bottom plan view thereof; and,
FIG. 7 is a elevational view of the invention showing the same attached to a fishing pole.

[56] **References Cited**

U.S. PATENT DOCUMENTS

D. 275,338	9/1984	Bailey	D22/134 X
D. 326,406	5/1992	Anderson	D8/394
777,382	12/1904	Le Beau	43/55
2,478,621	8/1969	Attula	43/55
3,367,056	2/1968	Johnson	D8/394
3,524,571	8/1970	Young et al.	224/235 X

The broken line showing of environment is for illustrative purposes only and forms no part of the claimed design.




FIG. 1




FIG. 2




FIG. 3




FIG. 4




FIG. 5

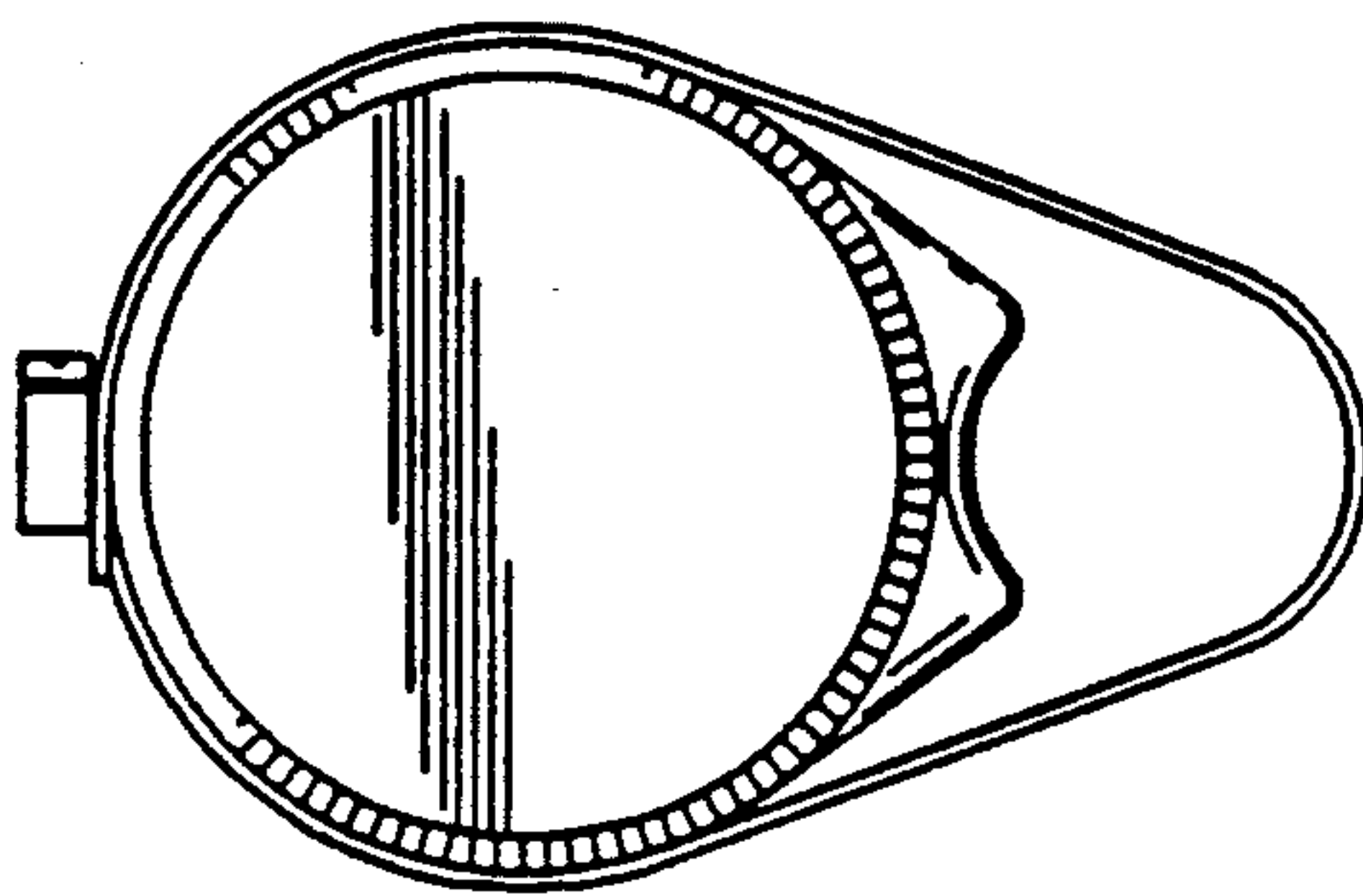


FIG. 6

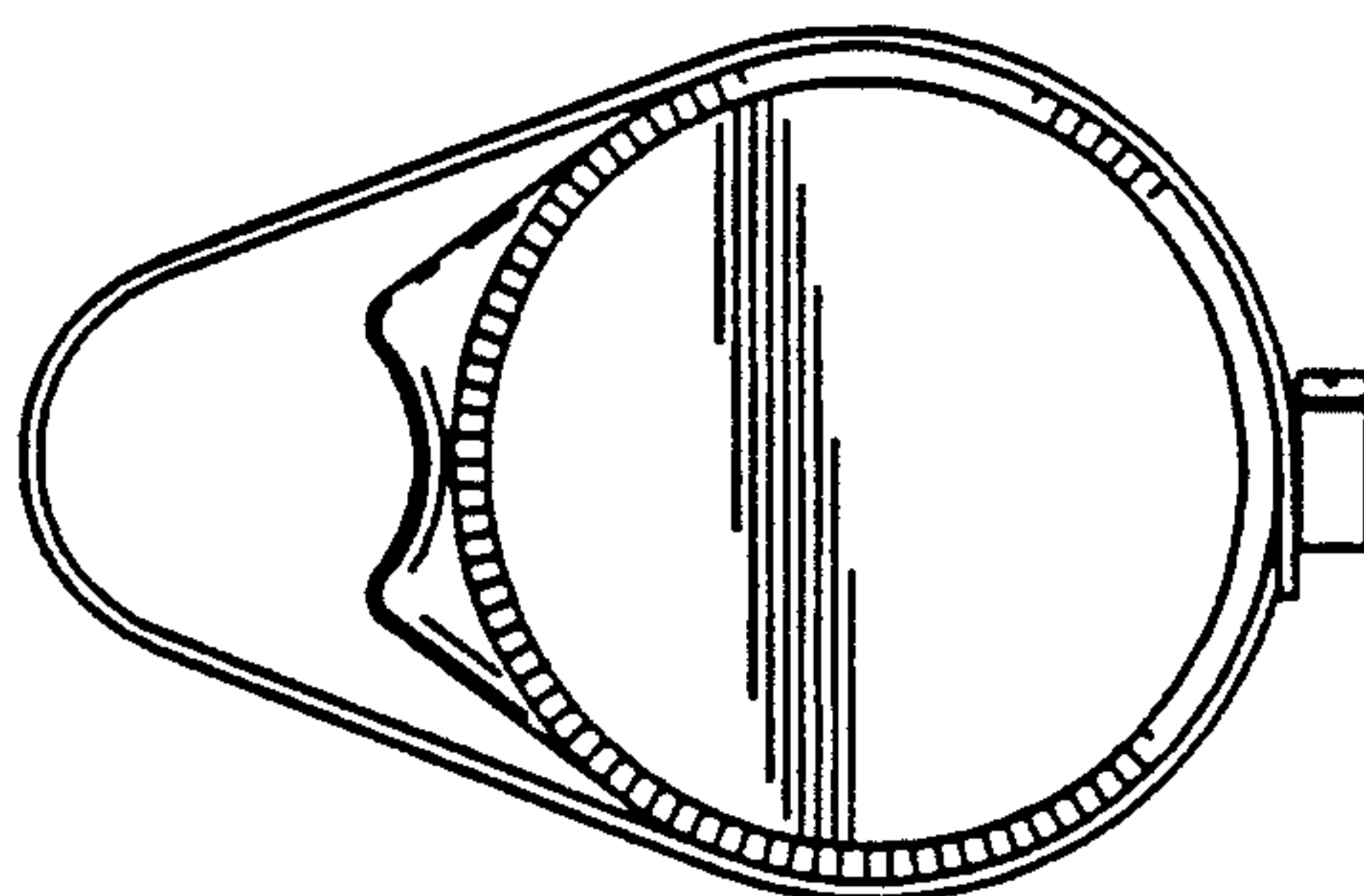


FIG. 7

