



US00D345778S

United States Patent [19]

[11] Patent Number: Des. 345,778

Beck et al.

[45] Date of Patent: ** Apr. 5, 1994

[54] **WEIGHTED LURE RETRIEVER**

5,081,784 1/1992 Santucci et al. 43/17.2

[76] Inventors: **Allan L. Beck**, 101 Sparksferry Rd.;
Allan D. Beck, R.R. 1, both of Salem,
Ind. 47167

OTHER PUBLICATIONS

E. L. Sweet & Son, 1967, p. 5, Square Pyramid Sinke
Molds.

[**] Term: **14 Years**

Primary Examiner—A. Hugo Word

Assistant Examiner—Doris V. Coles

[21] Appl. No.: **920,331**

Attorney, Agent, or Firm—Henderson & Sturm

[22] Filed: **Oct. 14, 1992**

[57] CLAIM

[52] U.S. Cl. **D22/134; D22/145**

The ornamental design for a weighted lure retriever, as
shown and described.

[58] Field of Search 43/17.2, 44.97, 44.96,
43/44.81; D22/134, 149, 145, 146

[56] References Cited

U.S. PATENT DOCUMENTS

1,711,369	4/1929	Wade	43/44.97	X
2,770,909	11/1956	Illgner	43/44.97	X
2,793,457	5/1957	Gaynes	43/17.2	
3,195,262	7/1965	Metzler	D22/145	X
4,536,984	8/1985	Kowal	43/17.2	
4,848,020	7/1989	Lash	43/17.2	

DESCRIPTION

FIG. 1 is a perspective view of the weighted lure re-
triever showing the decorative design;

FIG. 2 is a top plan view;


FIG. 3 is a bottom plan view;

FIG. 4 is a right side plan view;

FIG. 5 is a left side plan view;

FIG. 6 is a front plan view; and,

FIG. 7 is a rear plan view.






Fig. 1




Fig. 2

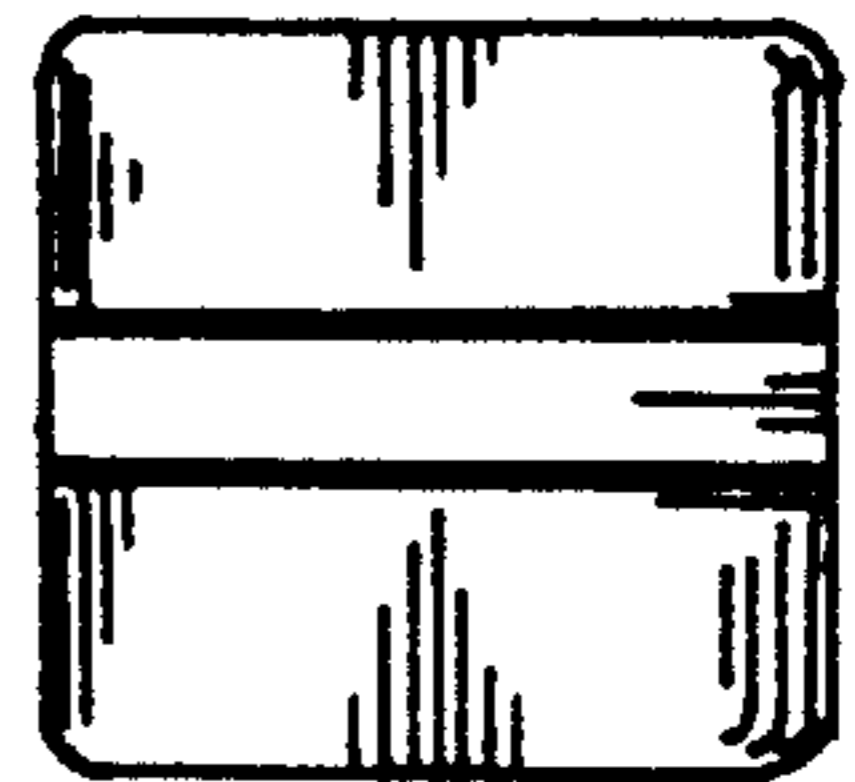


Fig. 3

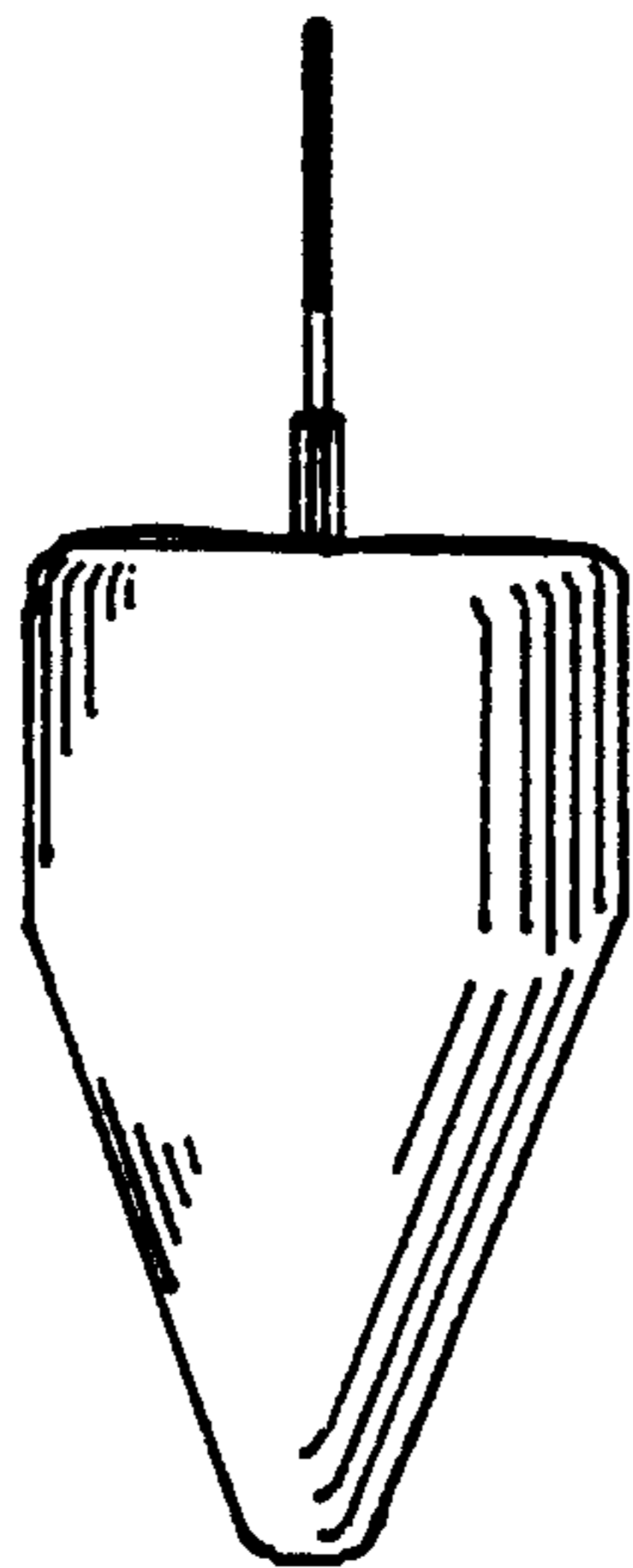


Fig. 4




Fig. 5

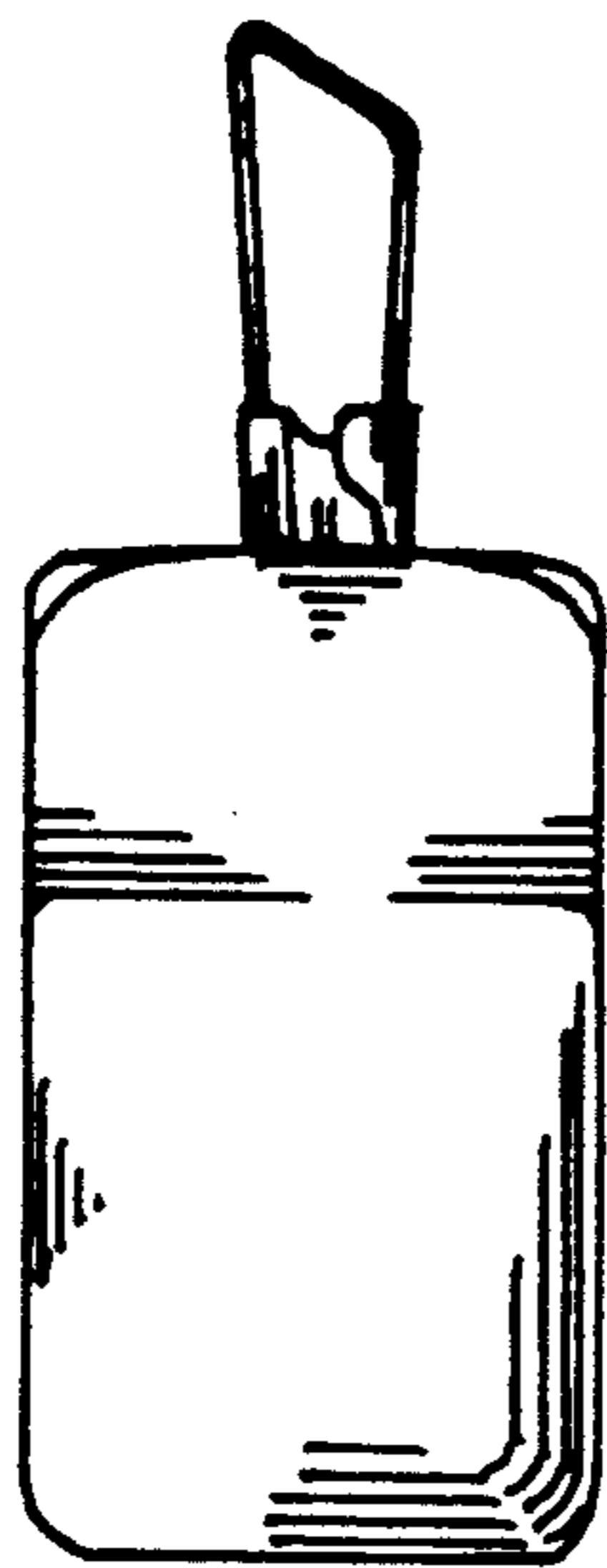


Fig. 6

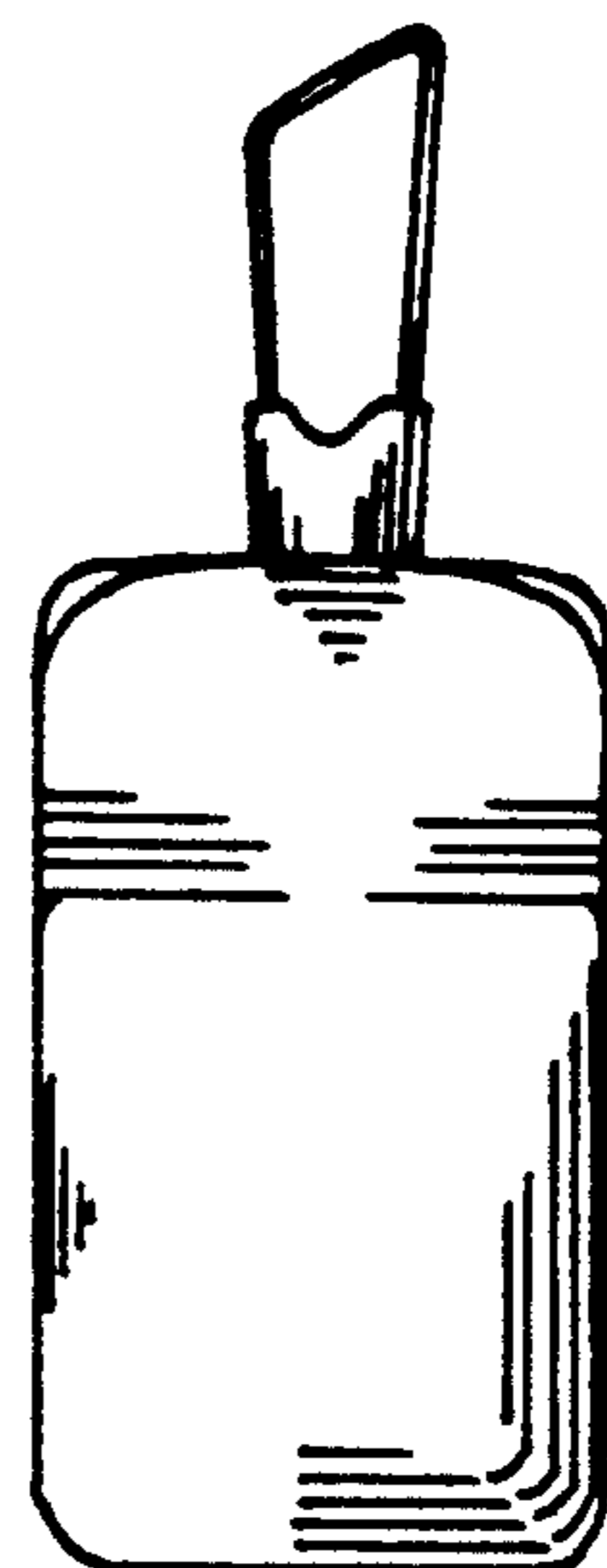


Fig. 7