



US00D345765S

United States Patent [19]

[11] Patent Number: **Des. 345,765**

Fritz

[45] Date of Patent: **** Apr. 5, 1994**

[54] **COLLECTOR CARDS DISPLAY HOLDER**

4,234,086 11/1980 Dorton 206/362
4,287,986 9/1981 Beck 206/45.19

[76] Inventor: **Wayne L. Fritz, 11129 Decatur Plz., #522, Omaha, Nebr. 68154**

Primary Examiner—Wallace R. Burke
Assistant Examiner—Marcus Jackson
Attorney, Agent, or Firm—John A. Beehner

[**] Term: **14 Years**

[21] Appl. No.: **847,253**

[57] **CLAIM**

[22] Filed: **Mar. 9, 1992**

The ornamental design for a collector cards display holder, as shown and described.

[52] U.S. Cl. **D20/42**

[58] Field of Search 40/1, 124, 124.1, 152, 40/152.1, 124.2, 124.4, 597, 593, 617, 618, 624; D20/10, 39, 40, 42

DESCRIPTION

[56] **References Cited**

U.S. PATENT DOCUMENTS

D. 322,097	12/1991	Fritz	D20/42
2,100,298	11/1937	Baxter	206/41
2,728,450	12/1955	Haire	206/46
2,776,085	1/1957	Furey	229/69
2,996,239	8/1961	Lennartz	229/72
3,309,805	3/1967	Thomas	40/617
3,311,145	3/1967	Zalk	150/7
3,466,217	9/1969	Mott	40/594
3,642,191	2/1972	Roof	229/77
3,750,938	8/1973	Wiseman	229/77

FIG. 1 is a front elevational view of the collector cards display holder showing my new design;
FIG. 2 is a leftside elevational view thereof;
FIG. 3 is a rightside elevational view thereof;
FIG. 4 is a top plan view thereof;
FIG. 5 is a bottom plan view thereof;
FIG. 6 is a rear elevational view thereof;
FIG. 7 is a front elevational view of a second embodiment thereof;
FIG. 8 is a leftside elevational view thereof;
FIG. 9 is a rightside elevational view thereof;
FIG. 10 is a top plan view thereof;
FIG. 11 is a bottom plan view thereof; and,
FIG. 12 is a rear elevational view thereof.






FIG. 4



FIG. 2




FIG. 1



FIG. 3



FIG. 5




FIG. 6



FIG. 10



FIG. 8




FIG. 7



FIG. 9



FIG. 11




FIG. 12