



US00D345757S

United States Patent [19]

[11] Patent Number: **Des. 345,757**

Webb et al.

[45] Date of Patent: **** Apr. 5, 1994**

[54] COMBINATION CALCULATOR AND CLOCK

[75] Inventors: **Dennis R. Webb**, Salt Lake City;
Jana S. Buchanan, Sandy, both of Utah

[73] Assignee: **Franklin Quest, Company**, Salt Lake City, Utah

[*] Notice: The portion of the term of this patent subsequent to Jan. 11, 2008 has been disclaimed.

[**] Term: **14 Years**

[21] Appl. No.: **871,622**

[22] Filed: **Apr. 17, 1992**

[52] U.S. Cl. **D18/6; D10/71**

[58] Field of Search **364/705.01, 705.06, 364/705.07, 706-710; 340/700, 711; D18/2, 6, 7, 9, 11; D10/71**

[56] References Cited

U.S. PATENT DOCUMENTS

- D. 161,913 2/1951 Frain D10/71
- D. 245,109 7/1977 Yoshioka D18/7
- D. 283,493 4/1986 Li D10/71
- D. 283,515 4/1986 Li D10/71
- D. 284,387 6/1986 Li D18/2
- D. 286,161 10/1986 Wong D18/2

OTHER PUBLICATIONS

A sales description of a calculator/pagefinder from Exec-u-calc, date unknown.

A sales description of a calculator/pagefinder from Tronica Electronic Engineering Co., Ltd. Item Nos. 515-2 and 515-3, date unknown.

A sales description of a calculator/pagefinder from Fortune, date unknown.

A sales description of a calculator/pagefinder from Exact Grow Electronics Limited, Item No. EG854, p. 159 (Apr. 1990).

A sales description of a calculator/pagefinder from

Tronica Electronic Engineering Co., Ltd., Item No. FC 515-3, p. 284, (Apr. 1990).

A sales description of a calculator/pagefinder from Signatures, Item No. 12-13882-2, (1991).

A sales description of a calculator/pagefinder from Day-Timers, Item Nos. 90558 and 90758, p. 59, date unknown.

A sales description of a calculator/pagefinder from Tronica Electronics Engineering Co., Ltd., Item Nos. 515-22, 515-2, and 515-3, date unknown.

A sales description of a calculator/pagefinder from Ewig Industries Co. Ltd., Item No. JC14, p. 157, (Apr. 1990).

A sales description of a calculator/pagefinder from Exact Grow Limited, Item No. EG853, date unknown.

Primary Examiner—Alan P. Douglas

Assistant Examiner—Robert M. Spear

Attorney, Agent, or Firm—Workman Nydegger & Jensen

[57] CLAIM

The ornamental design for a combination calculator and clock, as shown and described.

DESCRIPTION

FIG. 1 is a perspective view of the combination calculator and clock;

FIG. 2 is an elevational view from the right side of the combination calculator and clock;

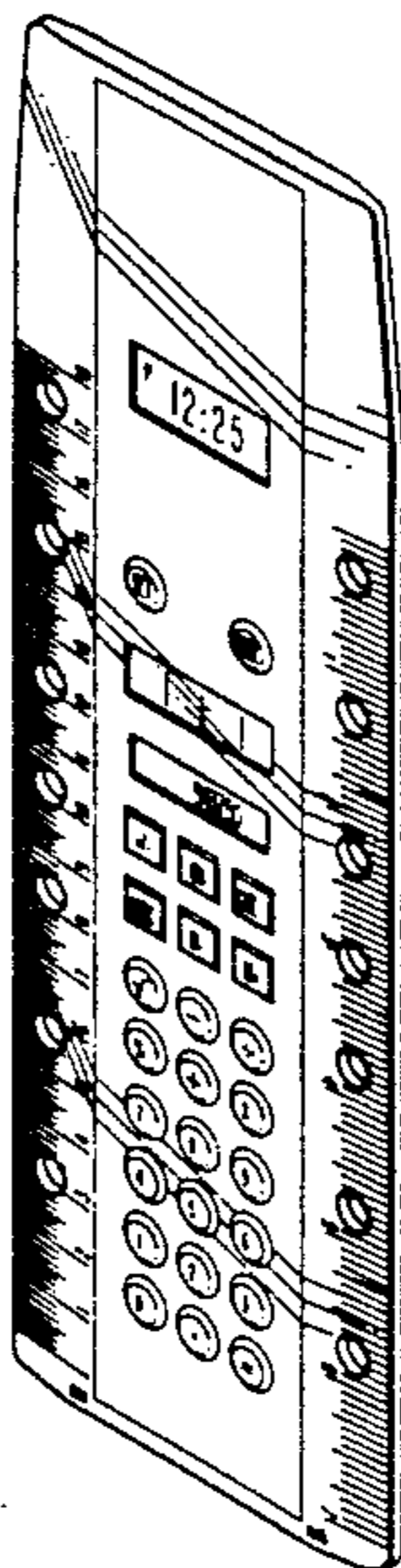
FIG. 3 is an elevational view from the left side of the combination calculator and clock;

FIG. 4 is a plan view of the front of the combination calculator and clock;

FIG. 5 is a plan view of the rear of the combination calculator and clock;

FIG. 6 is an elevational end view from the bottom of the combination calculator and clock; and,

FIG. 7 is an elevational end view from the top of the combination calculator and clock.



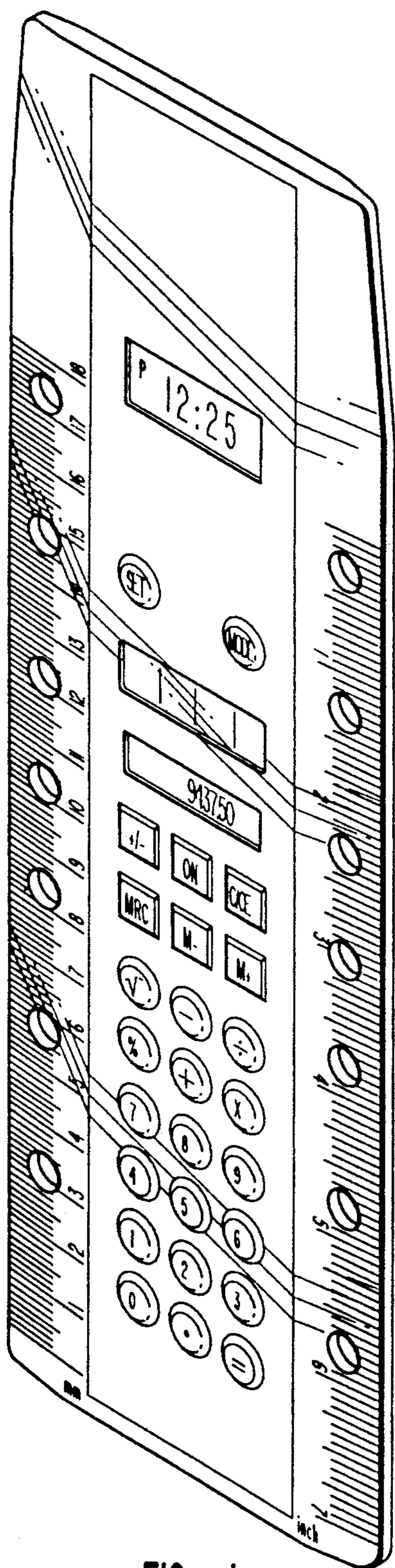


FIG. 1



FIG. 2

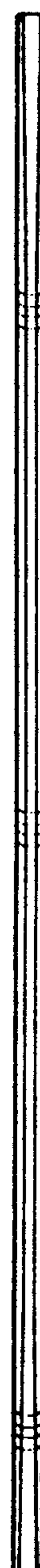


FIG. 3

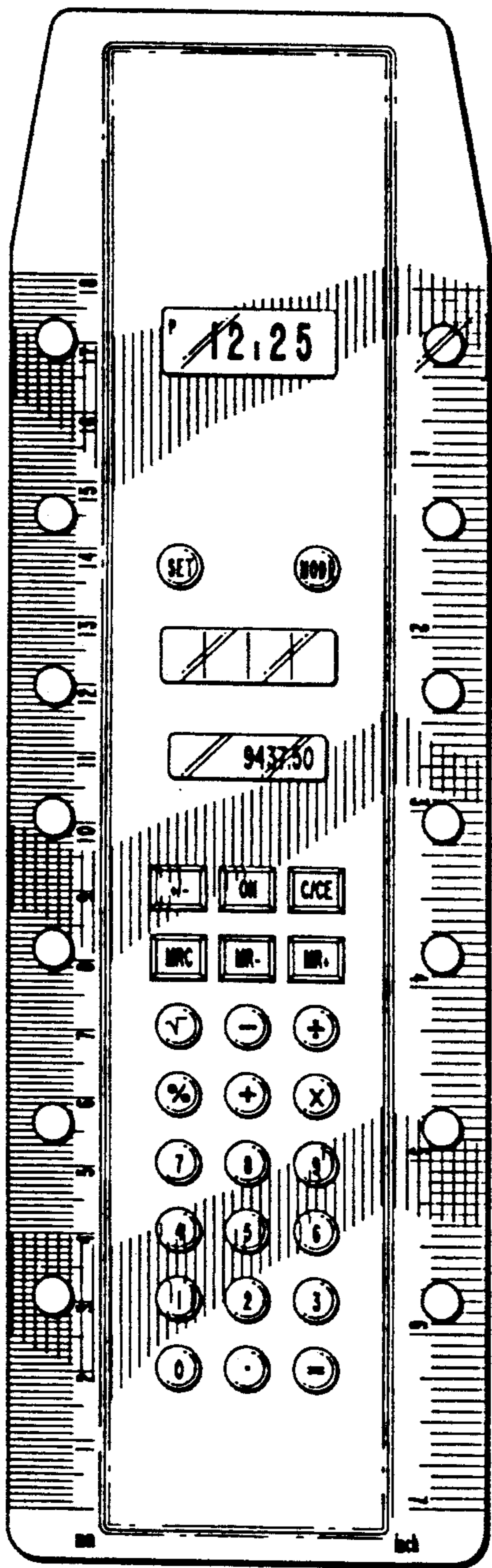


FIG. 4

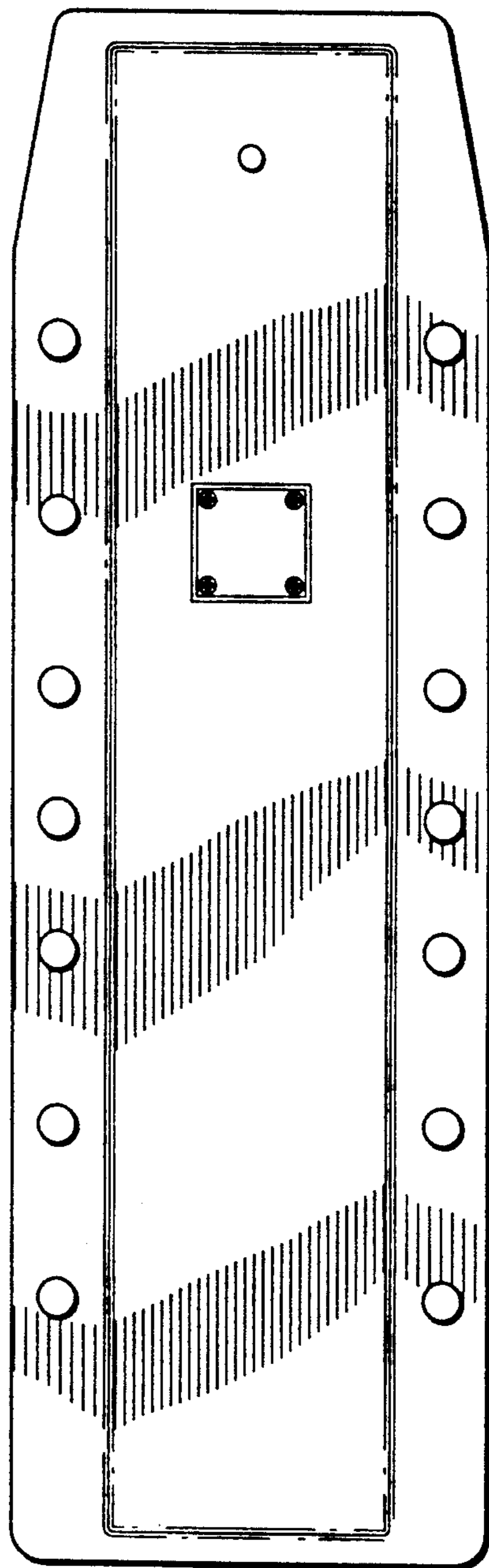


FIG. 5



FIG. 6



FIG. 7