



US00D345744S

United States Patent [19]

Hirschman

[11] Patent Number: **Des. 345,744**

[45] Date of Patent: **** Apr. 5, 1994**

[54] SAFETY SPECTACLES WITHOUT TEMPLES

[75] Inventor: **Richard Hirschman, Albertson, N.Y.**

[73] Assignee: **Hudson Optical Corporation, Bohemia, N.Y.**

[**] Term: **14 Years**

[21] Appl. No.: **2,208**

[22] Filed: **Dec. 4, 1992**

[52] U.S. Cl. **D16/102**

[58] Field of Search **2/439-440, 2/444, 449, 451; 351/44, 57, 87, 103, 158; D16/102, 101, 107, 111-112, 114-116, 121, 123; D29/8, 9**

[56] **References Cited**

U.S. PATENT DOCUMENTS

- D. 112,976 1/1939 Brunetti D16/111
- D. 227,597 7/1973 Shindler D16/115
- D. 231,260 4/1974 Jelinek D16/115
- D. 235,163 5/1975 Shindler D16/115
- D. 244,284 5/1977 Teufelhart D16/102

- D. 289,301 4/1987 Jannard D16/112
- D. 323,515 1/1992 Arbez D16/102

OTHER PUBLICATIONS

Accessories Magazine Dec. 1986 Front Cover.

Primary Examiner—Bernard Ansher

Assistant Examiner—R. Barkai

Attorney, Agent, or Firm—Osterlenk, Faber, Gerb & Soffen

[57] **CLAIM**

The ornamental design for safety spectacles without temples, as shown and described.

DESCRIPTION

- FIG. 1 is a perspective view of the safety spectacles with temples showing my new design;
- FIG. 2 is a front elevation view thereof;
- FIG. 3 is a side elevation view thereof, the opposite side being a mirror image;
- FIG. 4 is a top plan view thereof;
- FIG. 5 is a rear view thereof; and,
- FIG. 6 is a bottom plan view thereof.

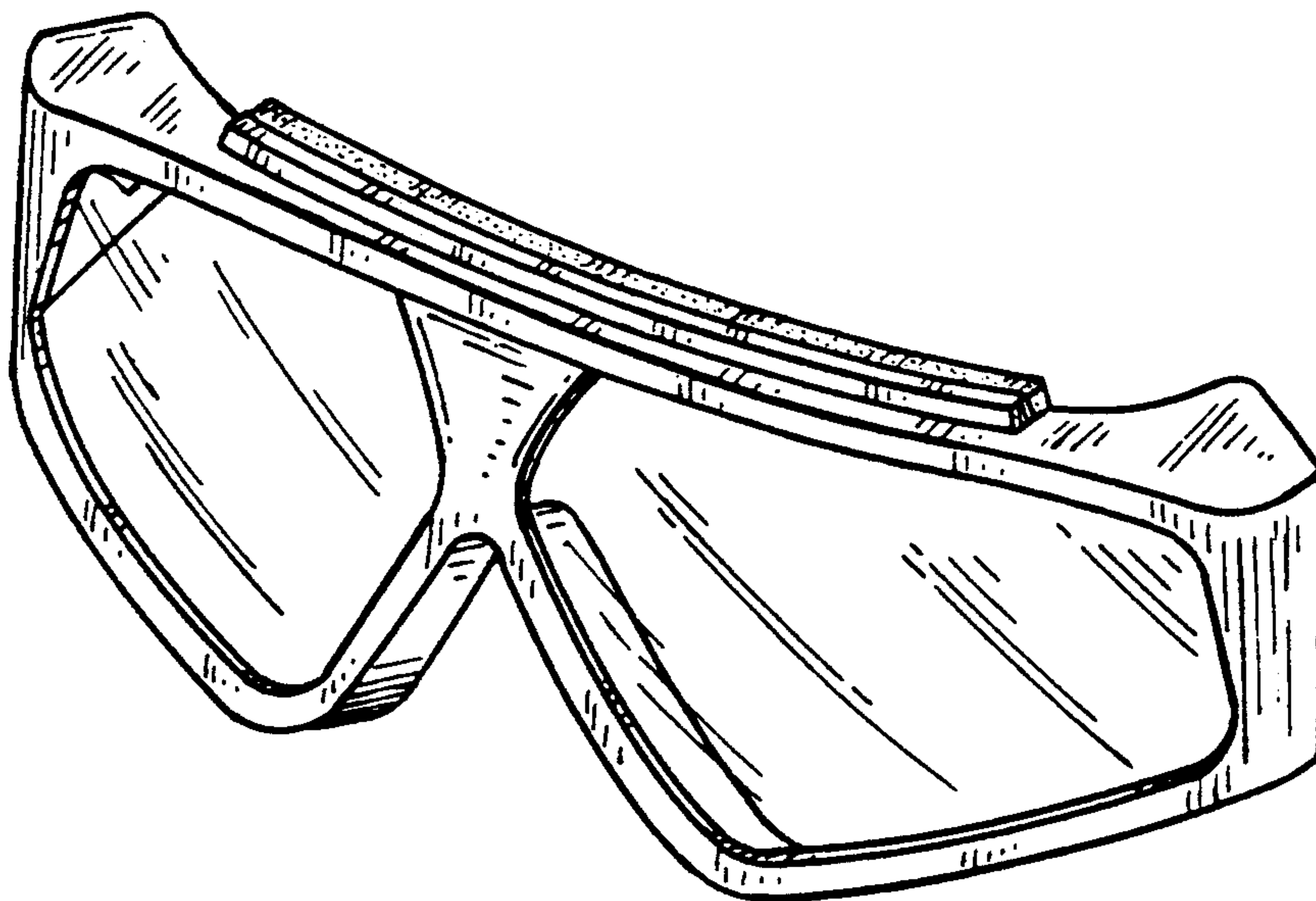


FIG. 1.

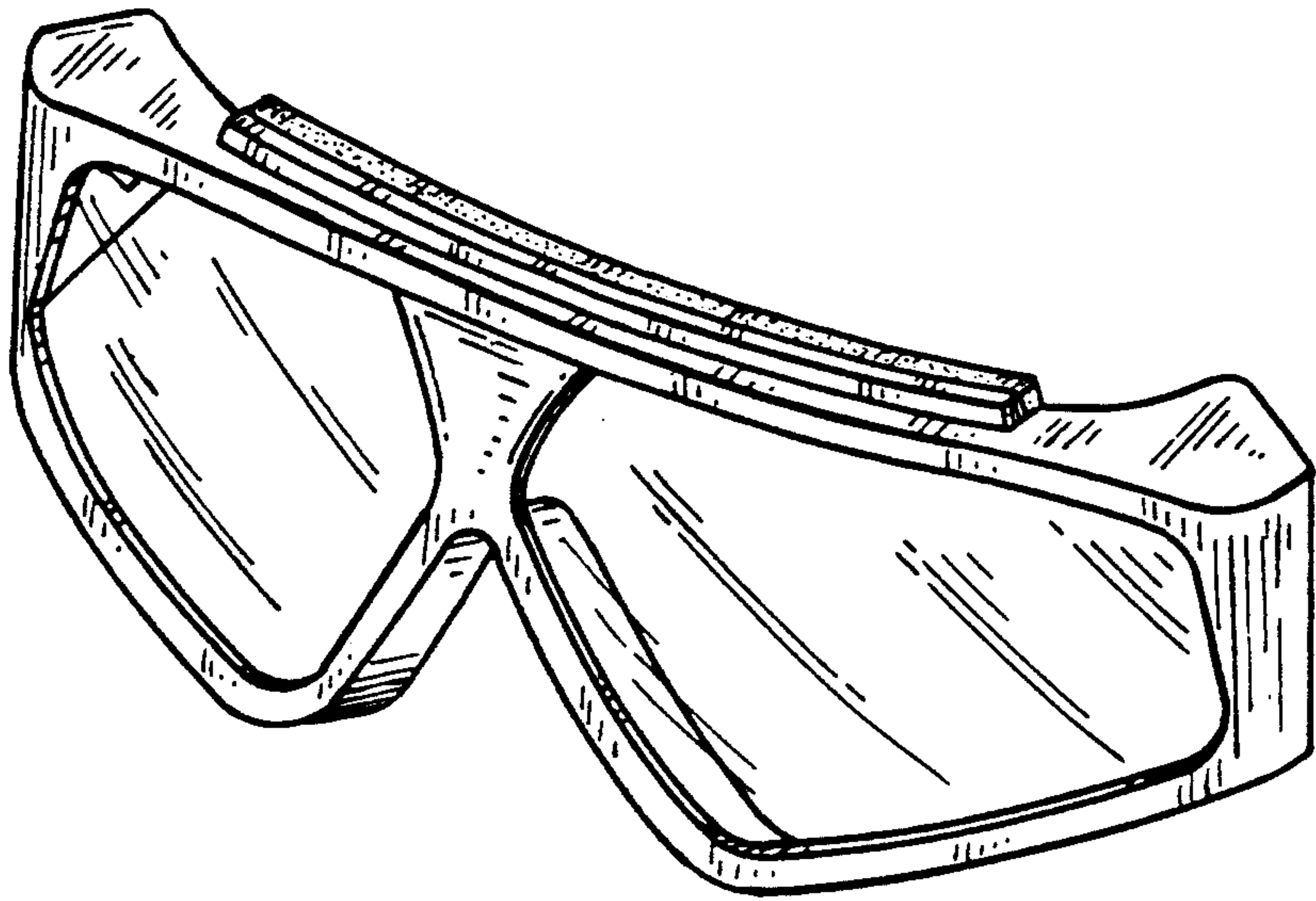


FIG. 2.




FIG. 3.




FIG. 4.




FIG. 5.

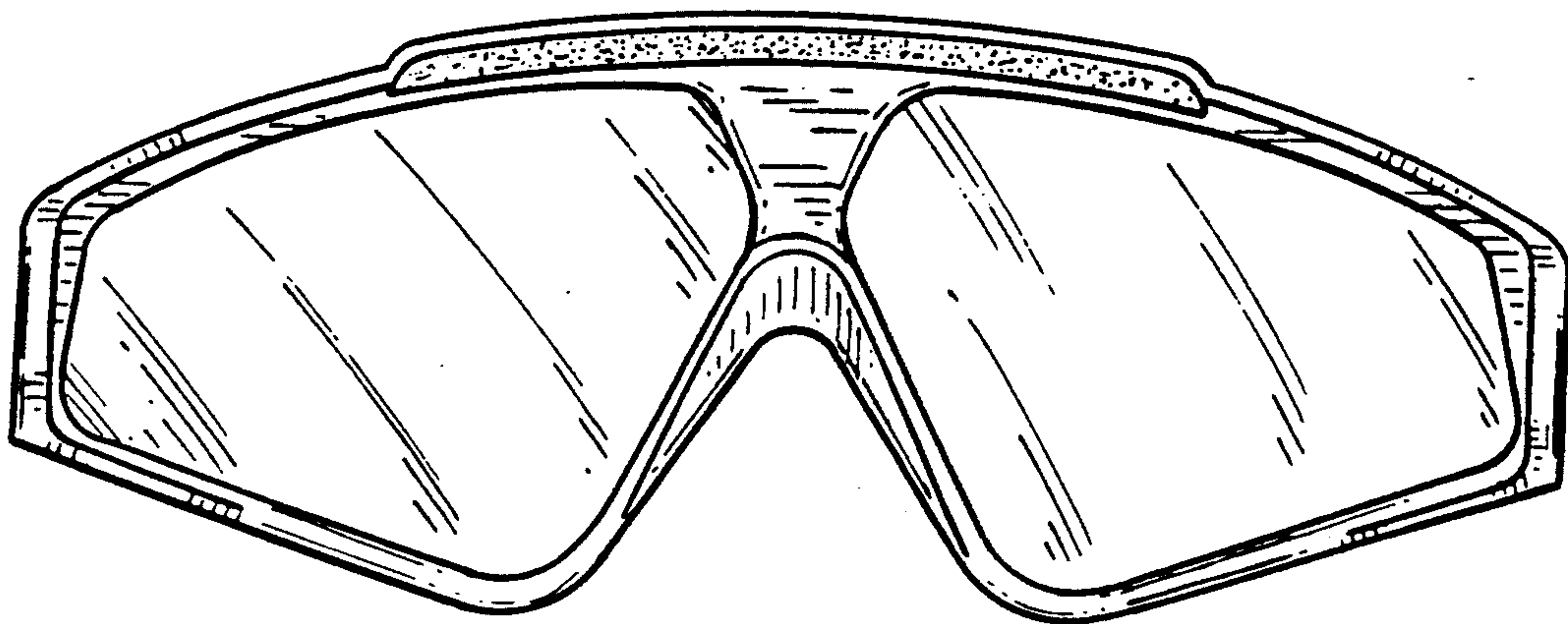


FIG. 6.

