



US00D345721S

# United States Patent [19]

[11] Patent Number: Des. 345,721

Baus

[45] Date of Patent: \*\* Apr. 5, 1994

[54] TIRE TREAD

[75] Inventor: Andre E. J. Baus, Bettembourg, Luxembourg

[73] Assignee: The Goodyear Tire & Rubber Company, Akron, Ohio

[\*\*] Term: 14 Years

[21] Appl. No.: 3,166

[22] Filed: Dec. 30, 1992

[52] U.S. Cl. .... D12/143

[58] Field of Search ..... 152/209 R, 209 D; D12/141-143, 146-148

[56] References Cited

U.S. PATENT DOCUMENTS

D. 170,055	7/1953	Hawkinson	.....	D12/141
D. 195,077	4/1963	Humphries	.....	D12/142
D. 202,252	9/1965	Rahn	.....	D12/143
D. 208,750	9/1967	Custer	.....	D12/142
D. 238,263	12/1975	Finley	.....	D12/143

OTHER PUBLICATIONS

1992 Tread Design Guide, Star Milemark PBT TL-T-T-N-HR, p. 185.

1992 Tread Design Guide, Star Milemark RIB II TL-TT-N-HR, p. 185.

1992 Tread Design Guide, Star Milemark Premium Highway Rib TL-TT-N-HR, p. 185

1992 Tread Design Guide, Telstar Light Truck-II RIB TL-TT-N-HR, p. 135.

1992 Tread Design Guide, ServisFleet Commercial Rib TL-TT-N-HR, p. 129.

Primary Examiner—James M. Gandy  
Attorney, Agent, or Firm—David L. King

[57] CLAIM

The ornamental design for a tire tread, as shown and described.

DESCRIPTION

FIG. 1 is a perspective view of a tire tread showing my new design;

FIG. 2 is a front elevational view thereof;

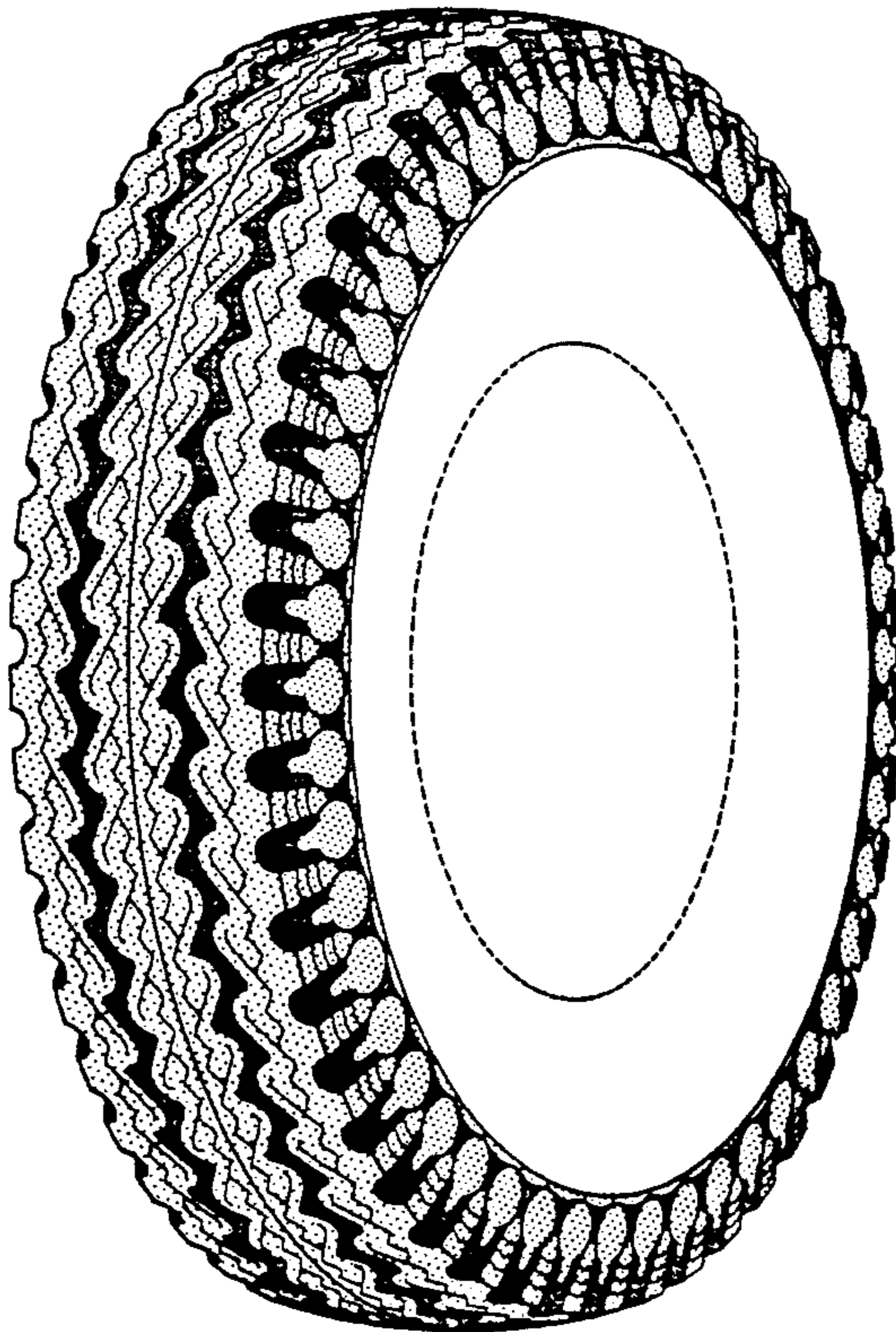
FIG. 3 is a side elevational view thereof it being understood that the opposite side is the same as that shown;

FIG. 4 is an enlarged fragmentary front elevational view thereof;

FIG. 5 is a front elevational view of a tire tread showing a second embodiment of my new design, it being understood that a view from the side is substantially the same as that of the first embodiment as shown in FIG. 3; and, FIG. 6 is an enlarged fragmentary front elevational view of FIG. 5.

The tread pattern is understood to be repeated throughout the circumference of both embodiments of the tire tread.

The broken line showing of the tire sidewall in FIGS. 1 and 3 of the drawing is for illustrative purposes only and forms no part of the claimed design.



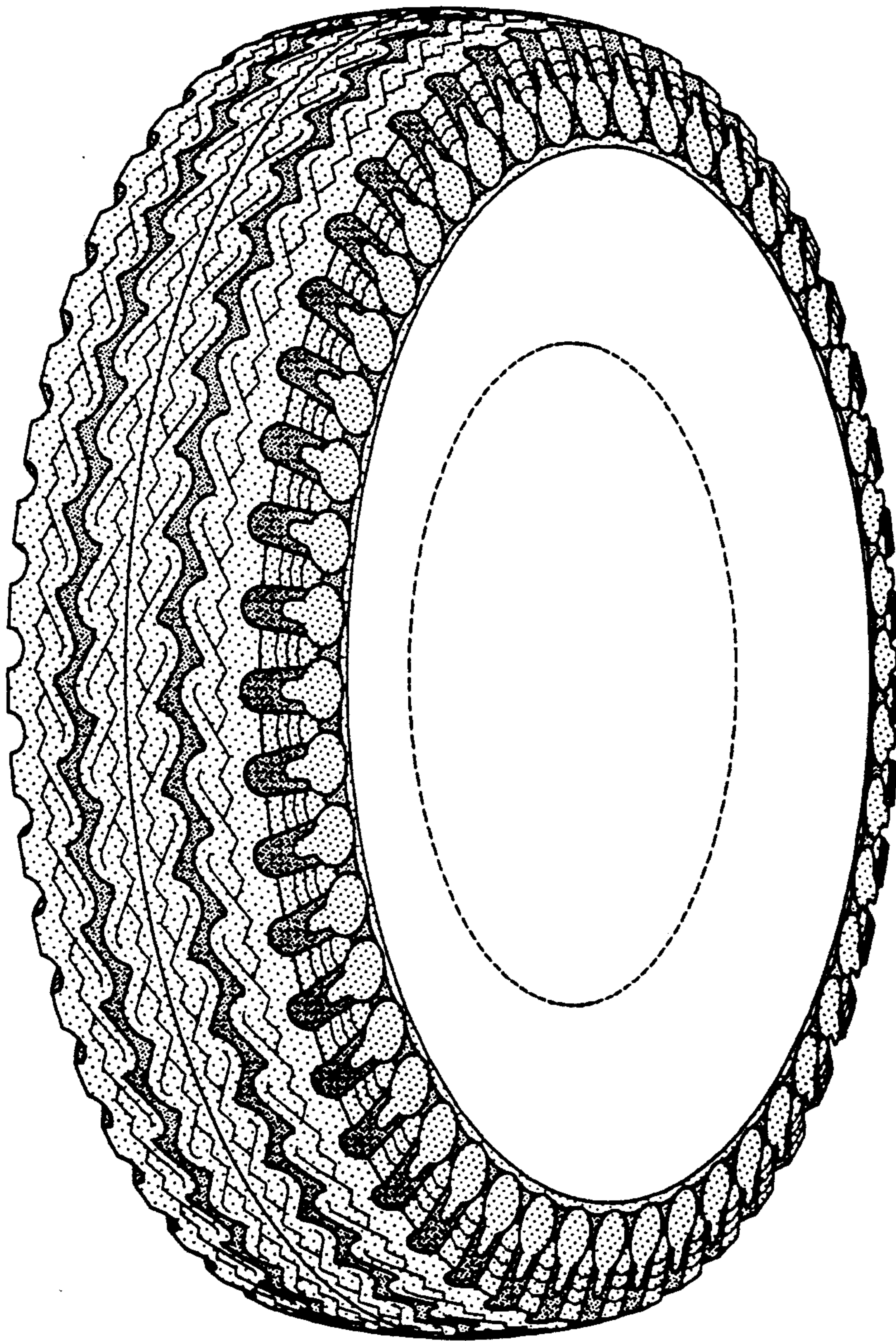


FIG-1






FIG-2




FIG-3



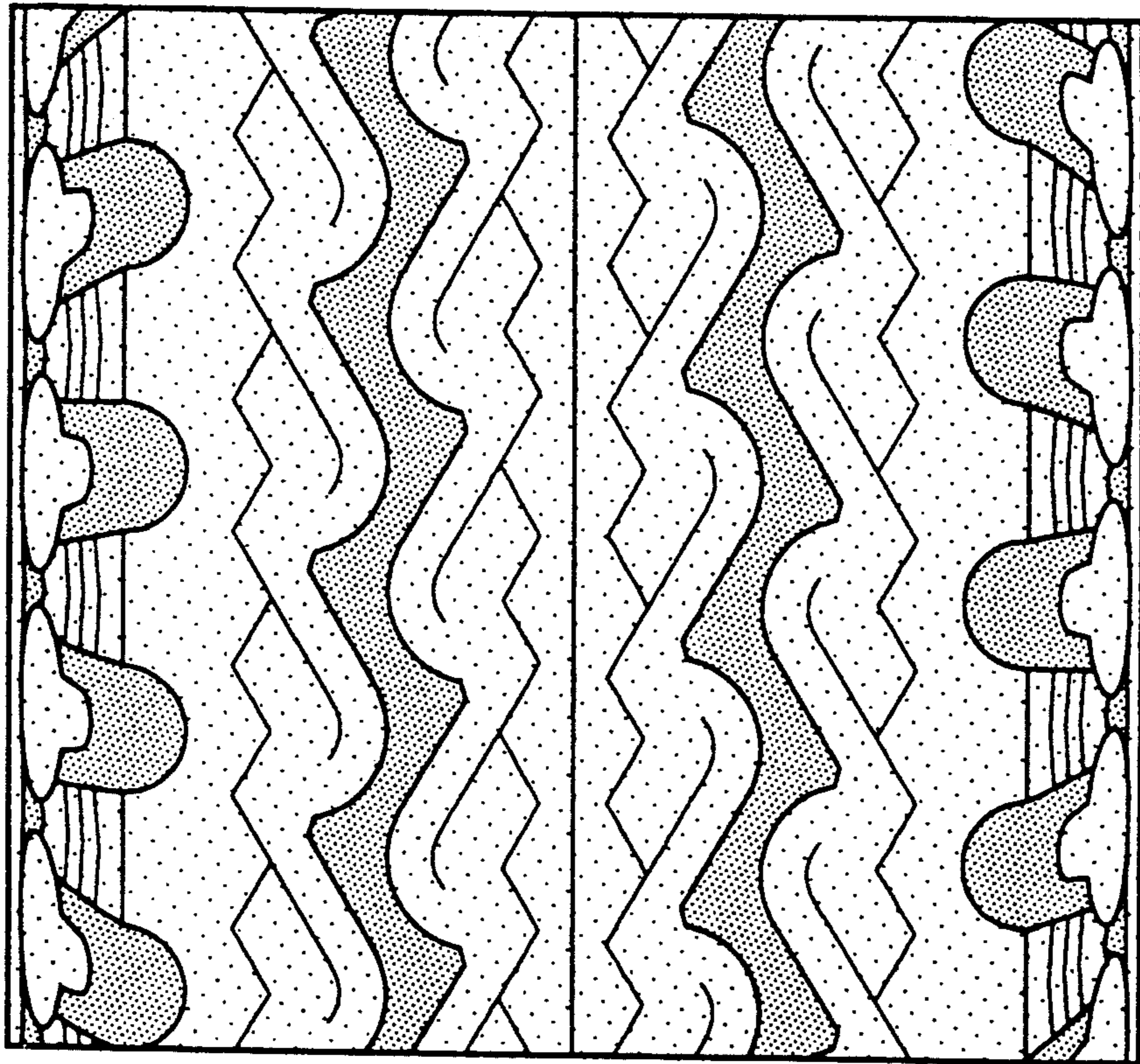


FIG-4




FIG-5




FIG-6