



US00D345708S

United States Patent [19]

Hedberg et al.

[11] Patent Number: **Des. 345,708**

[45] Date of Patent: **** Apr. 5, 1994**

[54] **AERODYNAMICALLY SHAPED PROBE**

[75] Inventors: **Eric A. Hedberg, St. Paul; Jeffrey M. Setterholm, Lakeville, both of Minn.**

[73] Assignee: **Rosemount Inc., Eden Prairie, Minn.**

[**] Term: **14 Years**

[21] Appl. No.: **930,216**

[22] Filed: **Aug. 14, 1992**

[52] U.S. Cl. **D10/96**

[58] Field of Search **73/182, 196, 197, 861.65, 73/861.66, 861.67, 861.68, 863; D10/96, 52**

[56] **References Cited**

U.S. PATENT DOCUMENTS

2,204,367	6/1940	Kollsman	D10/96 X
3,120,123	2/1964	Werner et al.	73/182
3,163,040	12/1964	Werner	73/212
3,318,146	5/1967	De Leo et al.	73/180
3,482,445	12/1969	De Leo et al.	73/182
4,096,744	6/1978	De Leo et al.	73/180
4,378,696	4/1983	De Leo et al.	73/182
4,378,697	4/1983	De Leo et al.	73/182
4,615,213	10/1986	Hagen	73/180

4,645,517	2/1987	Hagen et al.	55/182
4,718,273	1/1988	McCormack	73/180
4,836,019	6/1989	Hagen et al.	73/180
5,025,661	6/1991	McCormack	73/180
5,127,265	7/1992	Williamson et al.	73/861.65 X

FOREIGN PATENT DOCUMENTS

WO92/16849 10/1992 PCT Int'l Appl. .

Primary Examiner—Alan P. Douglas

Assistant Examiner—Antoine D. Davis


Attorney, Agent, or Firm—Westman, Champlin & Kelly

[57] **CLAIM**

The ornamental design for an aerodynamically shaped probe, as shown and described.

DESCRIPTION

FIG. 1 is a perspective view of an aerodynamically shaped probe showing our new design;
 FIG. 2 is a front elevational view thereof;
 FIG. 3 is a rear elevational view thereof;
 FIG. 4 is a left side elevational view thereof;
 FIG. 5 is a right side elevational view thereof;
 FIG. 6 is a top plan view thereof; and,
 FIG. 7 is a bottom plan view thereof.



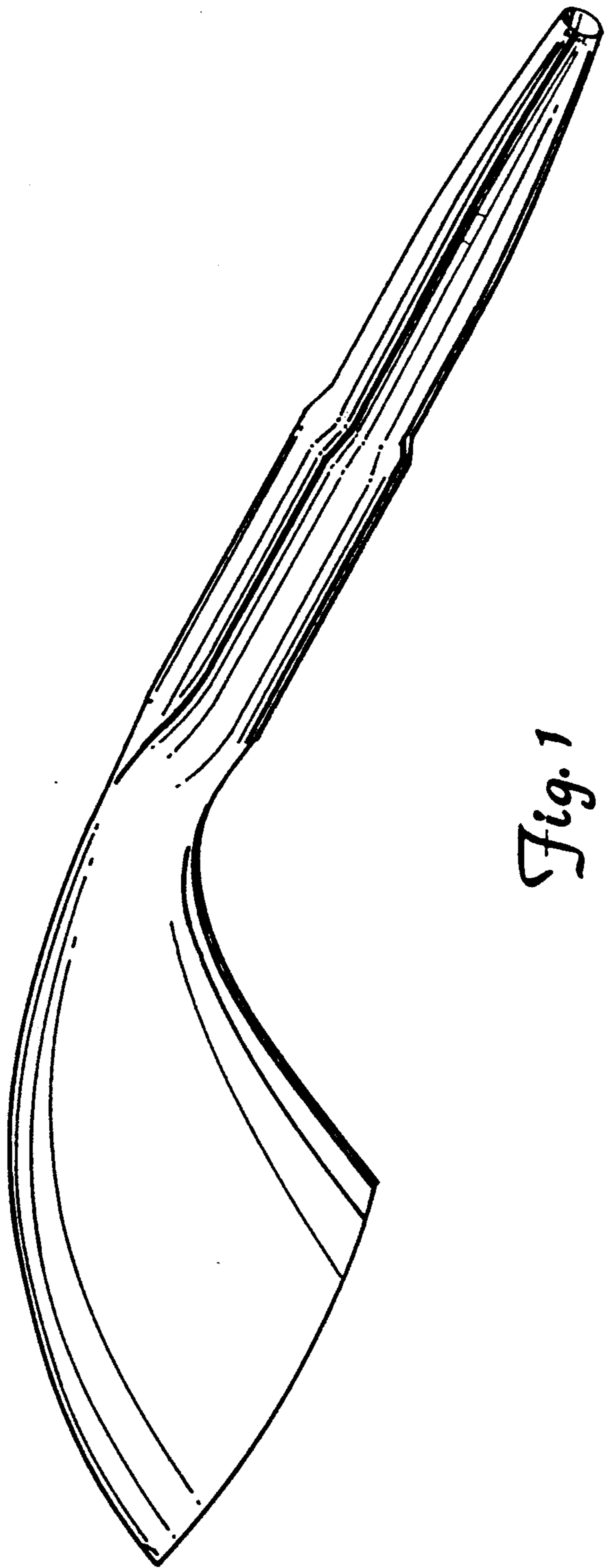


Fig. 1

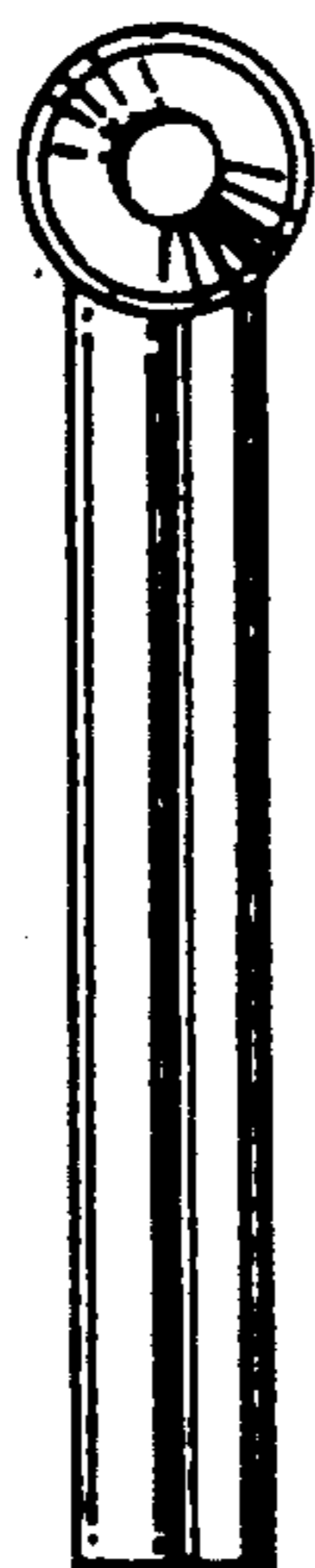


Fig. 2




Fig. 3




Fig. 4

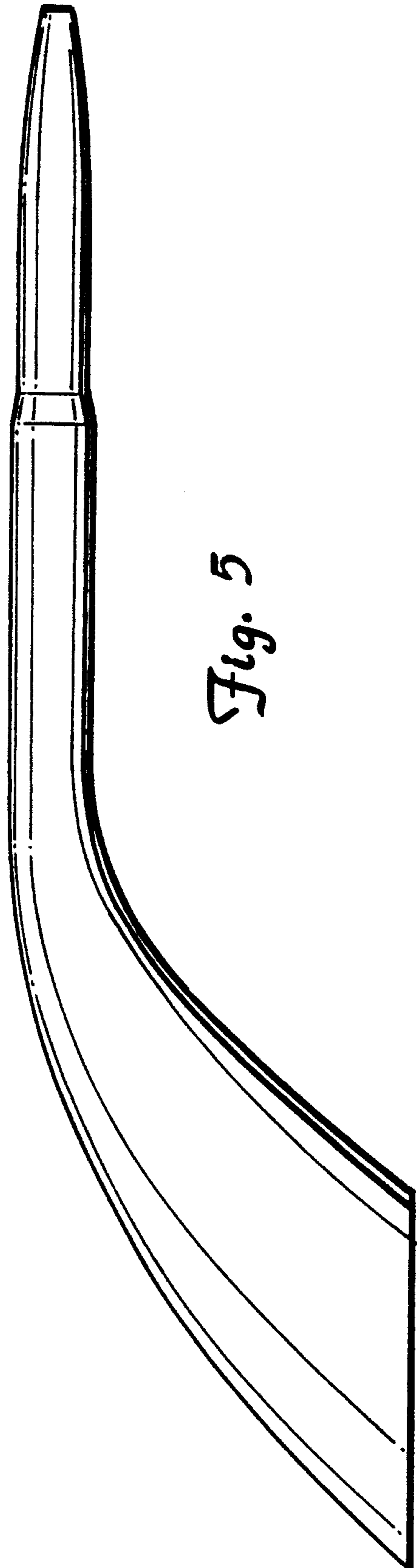


Fig. 5



Fig. 6



Fig. 7