



US00D345690S

United States Patent [19]

[11] Patent Number: **Des. 345,690**

Searer et al.

[45] Date of Patent: **** Apr. 5, 1994**

[54] DECORATIVE TRIM FOR A VALANCE

Primary Examiner—Wallace R. Burke

[75] Inventors: **Floyd A. Searer, Elkhart; Charles W. Tack, Warsaw, both of Ind.**

Assistant Examiner—H. Baynham

Attorney, Agent, or Firm—Watson, Cole, Grindle & Watson

[73] Assignee: **Omega Industries, Inc., Elkhart, Ind.**

[57] **CLAIM**

[**] Term: **14 Years**

The ornamental design for a decorative trim for a valance, as shown and described.

[21] Appl. No.: **1,105**

DESCRIPTION

[22] Filed: **Nov. 3, 1992**

[52] U.S. Cl. **D8/377**

[58] Field of Search **D8/377, 376; 160/19, 160/38-39**

FIG. 1 is a perspective view of a decorative trim for a valance, showing my new design;

FIG. 2 is a front elevational view thereof;

FIG. 3 is an end view with the opposite end being a mirror image thereof;

FIG. 4 is a perspective view of the second embodiment of the design shown in FIG. 1;

FIG. 5 is a front elevational view thereof; and,

FIG. 6 is an end view with the opposite side being a mirror image thereof.

The undisclosed rear elevational view is planar and unornamented.

[56] **References Cited**

U.S. PATENT DOCUMENTS

D. 78,599	5/1929	Wittenbrock	D8/376 X
D. 83,406	2/1931	Kirsch	D8/377
D. 314,132	1/1991	Goodell	D8/377
1,933,691	11/1933	Young	160/19 X

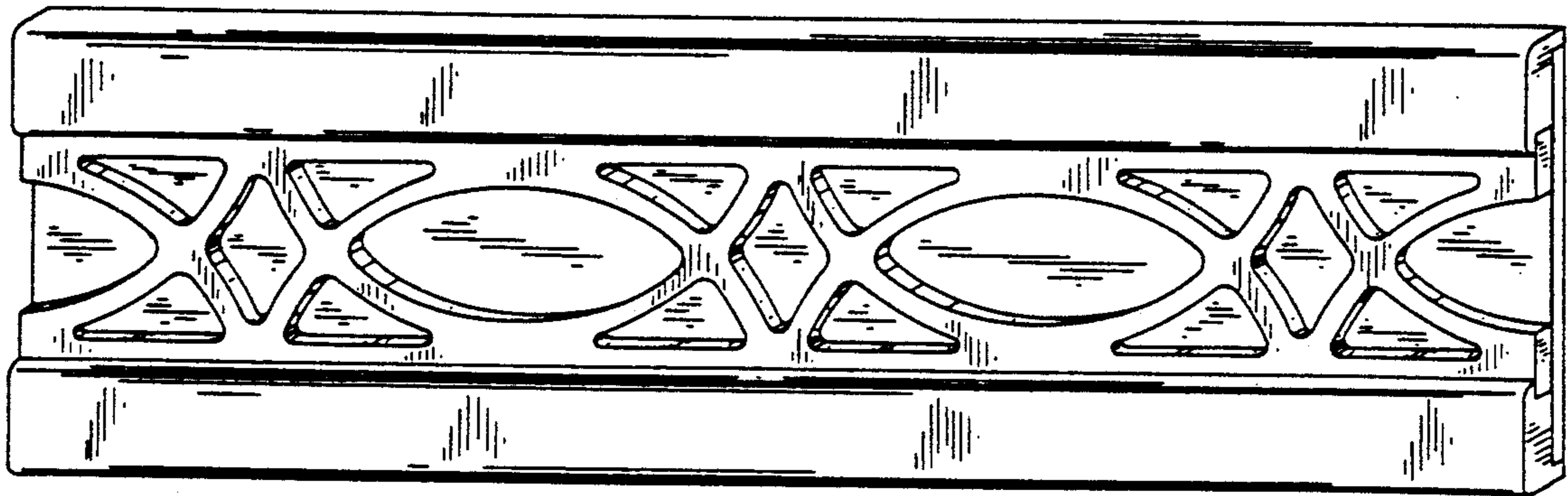
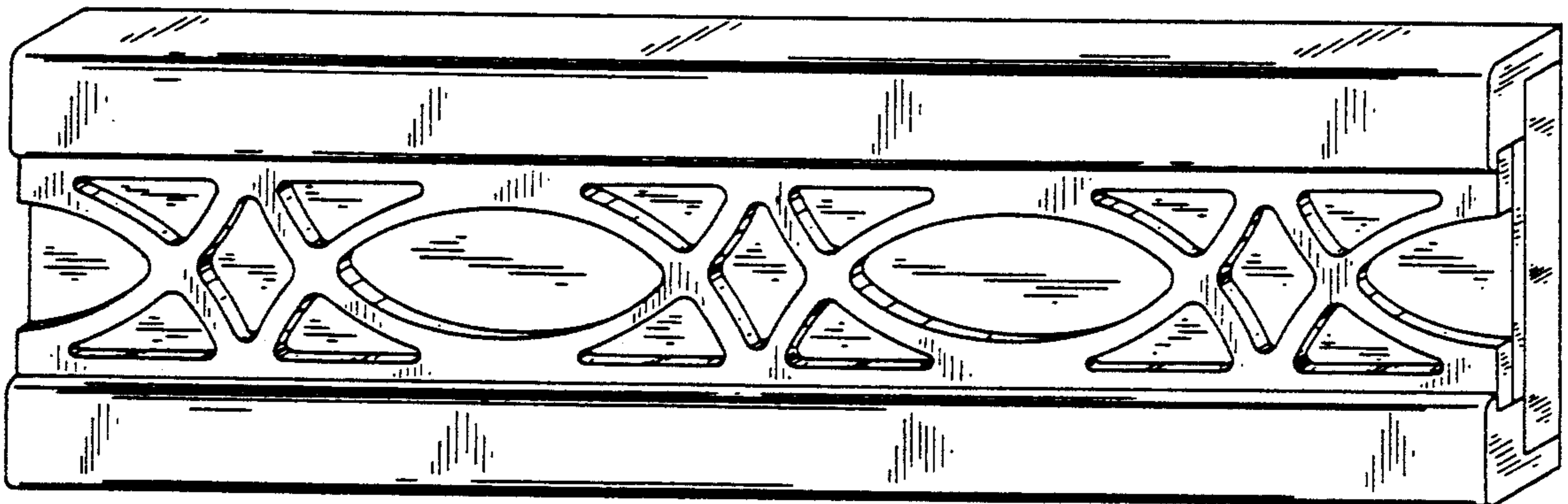


FIG. 1

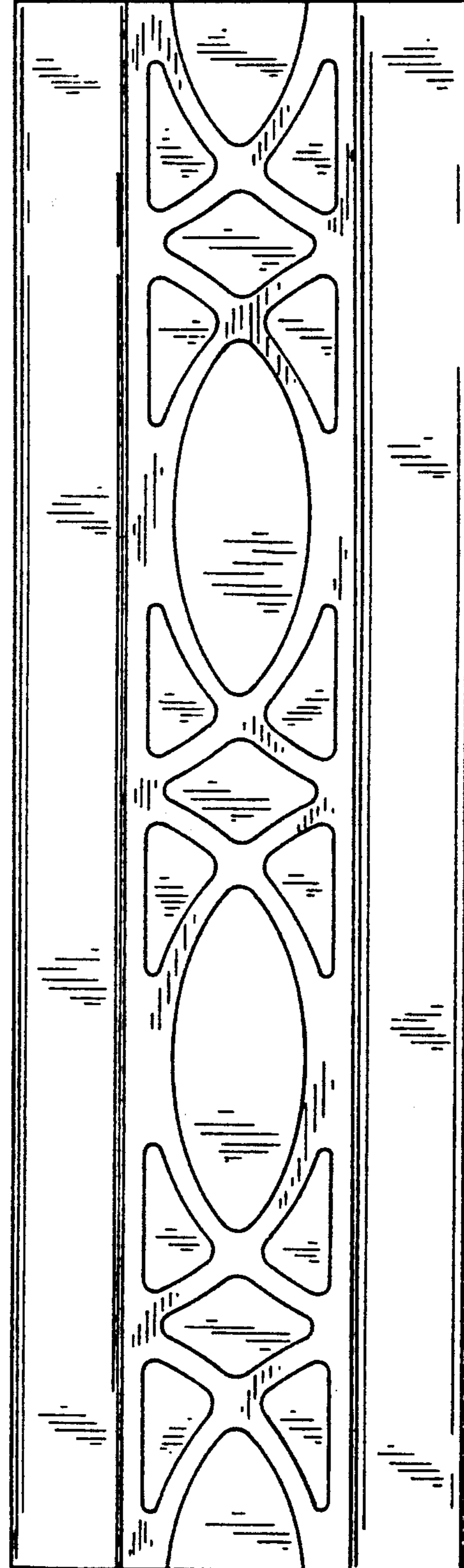
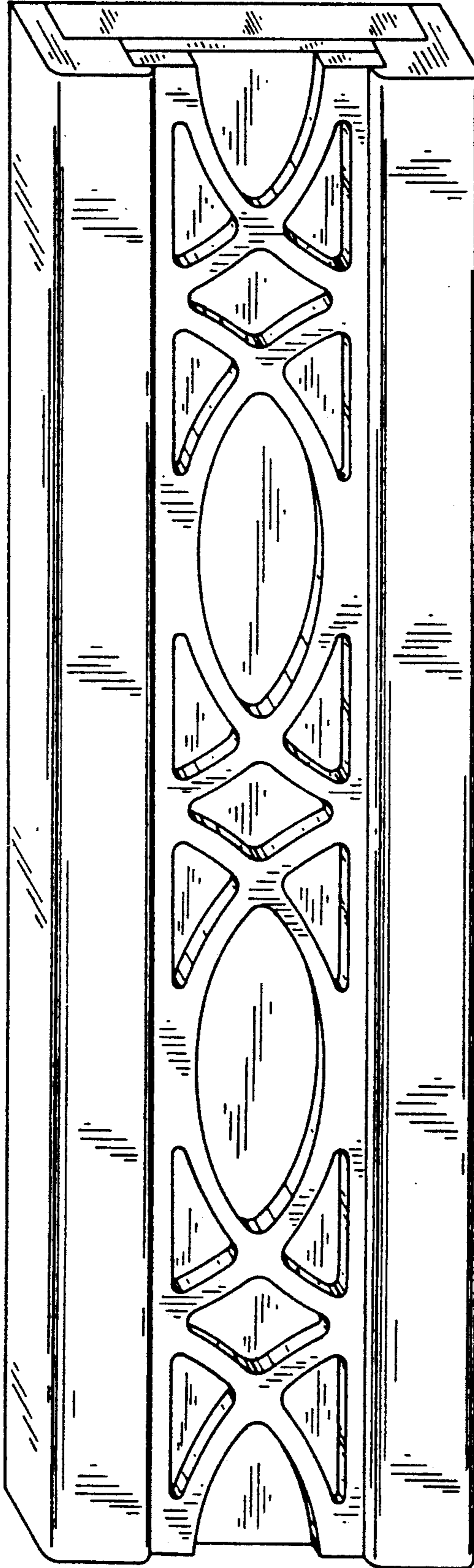


FIG. 2




FIG. 3

FIG. 4

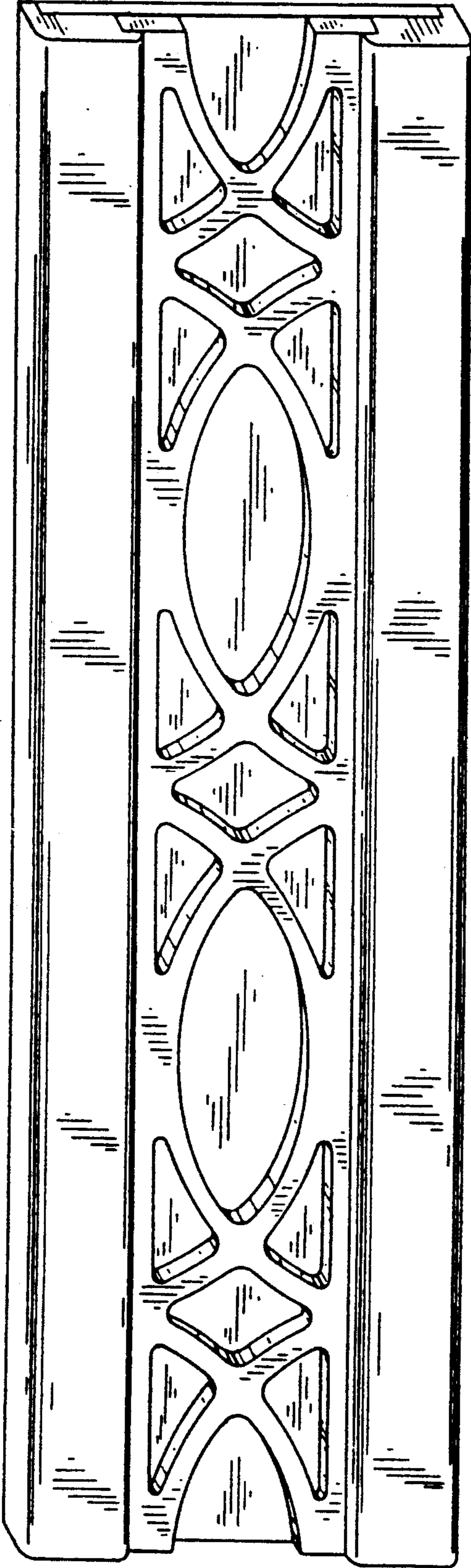


FIG. 6

FIG. 5

