



US00D345677S

United States Patent [19]
Snodgrass

[11] **Patent Number: Des. 345,677**
[45] **Date of Patent: ** Apr. 5, 1994**

[54] **FLATWARE**

[76] **Inventor: Jeffrey L. Snodgrass, R.R. #1, Box 143, Geneseo, Ill. 61254**

[**] **Term: 14 Years**

[21] **Appl. No.: 867,919**

[22] **Filed: Apr. 13, 1992**

[52] **U.S. Cl. D7/645; D7/652; D7/653**

[58] **Field of Search D7/642-645, D7/649, 651, 652-654, 662-664, 401.2; 30/147-150, 322, 324, 340**

[56] **References Cited**

U.S. PATENT DOCUMENTS

- D. 76,946 11/1928 Malinowski D7/653
- D. 132,317 5/1942 Schumacher D7/643
- D. 174,670 5/1955 Allender D7/664
- 2,707,325 5/1955 Cripps 7/146 X

OTHER PUBLICATIONS

Austria Souvenirs; A/1962; Salad Servers; p. 35.
 Design; Dec. 1966; p. 36; Old Hall Tableware, Bistro
 Pattern bottom of page.
 Fingerhut Mailer; Country Geese Flatware.
Primary Examiner—Alan P. Douglas
Assistant Examiner—Caron D. Veynar
Attorney, Agent, or Firm—S. Michael Bender

[57] **CLAIM**

The ornamental design for a flatware, as shown and described.

DESCRIPTION

FIG. 1 is a front elevational view of flatware showing my new design as embodied in a knife;
 FIG. 2 is a rear elevational view thereof;
 FIG. 3 is a left side elevational view thereof;
 FIG. 4 is a right side elevational view thereof;
 FIG. 5 is a top plan view thereof;
 FIG. 6 is a bottom plan view thereof;
 FIG. 7 is a perspective view thereof;
 FIG. 8 is a front elevational view of flatware showing my new design as embodied in a spoon;
 FIG. 9 is a rear elevational view thereof;
 FIG. 10 is a left side elevational view thereof;
 FIG. 11 is a right side elevational view thereof;
 FIG. 12 is a top plan view thereof;
 FIG. 13 is a bottom plan view thereof;
 FIG. 14 is a perspective view thereof;
 FIG. 15 is a front elevational view of flatware showing my new design as embodied in a fork;
 FIG. 16 is a rear elevational view thereof;
 FIG. 17 is a left side elevational view thereof;
 FIG. 18 is a right side elevational view thereof;
 FIG. 19 is a top plan view thereof;
 FIG. 20 is a bottom plan view thereof; and,
 FIG. 21 is a perspective view thereof.




FIG. 1

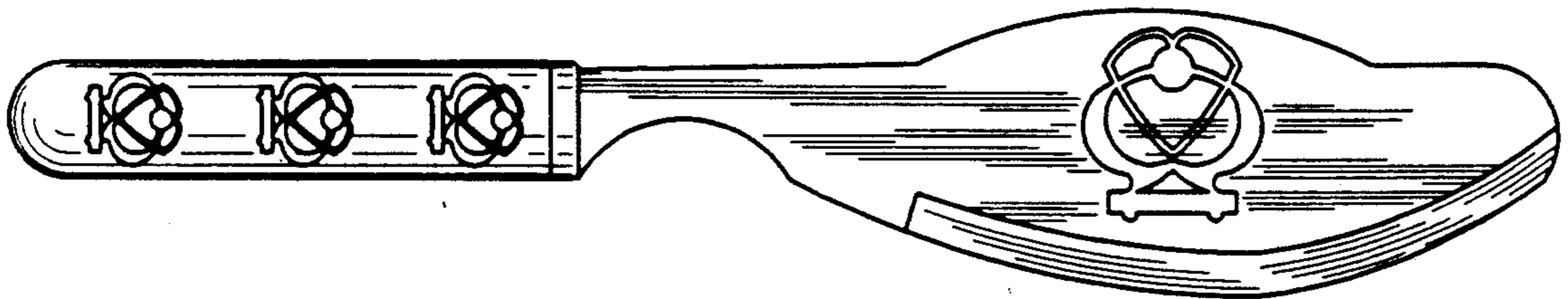


FIG. 2




FIG. 3



FIG. 4



FIG. 5

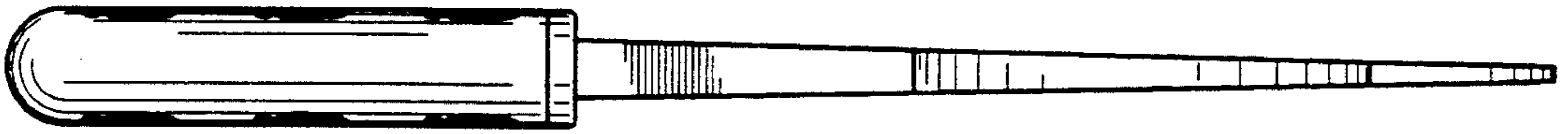


FIG. 6



FIG. 7

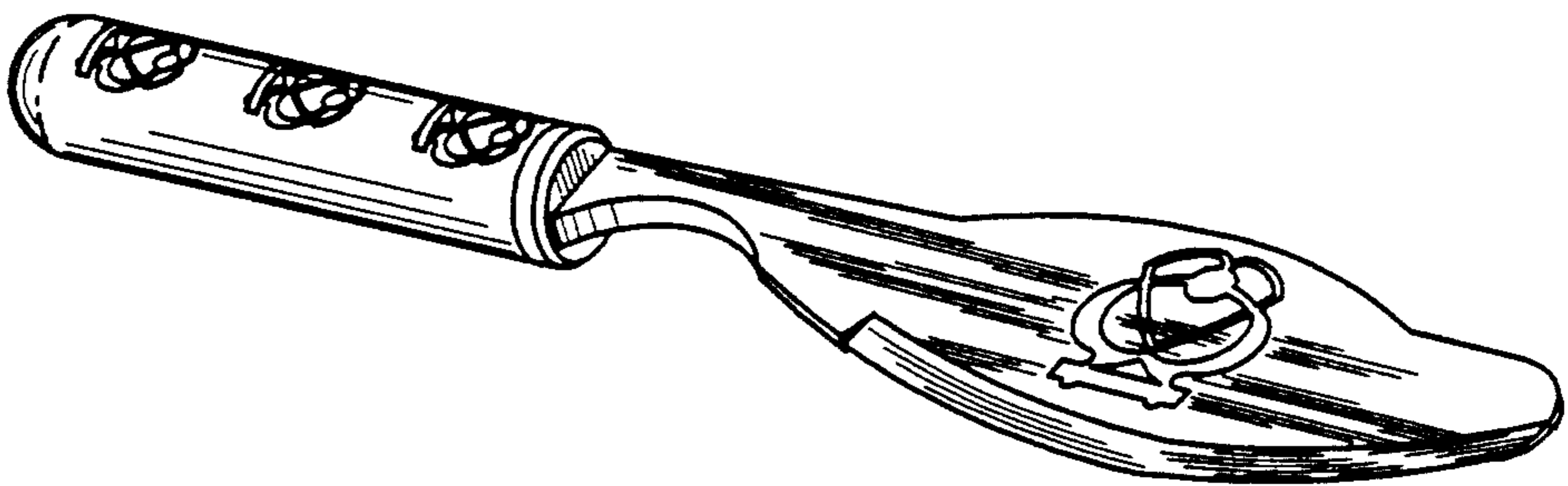


FIG. 8

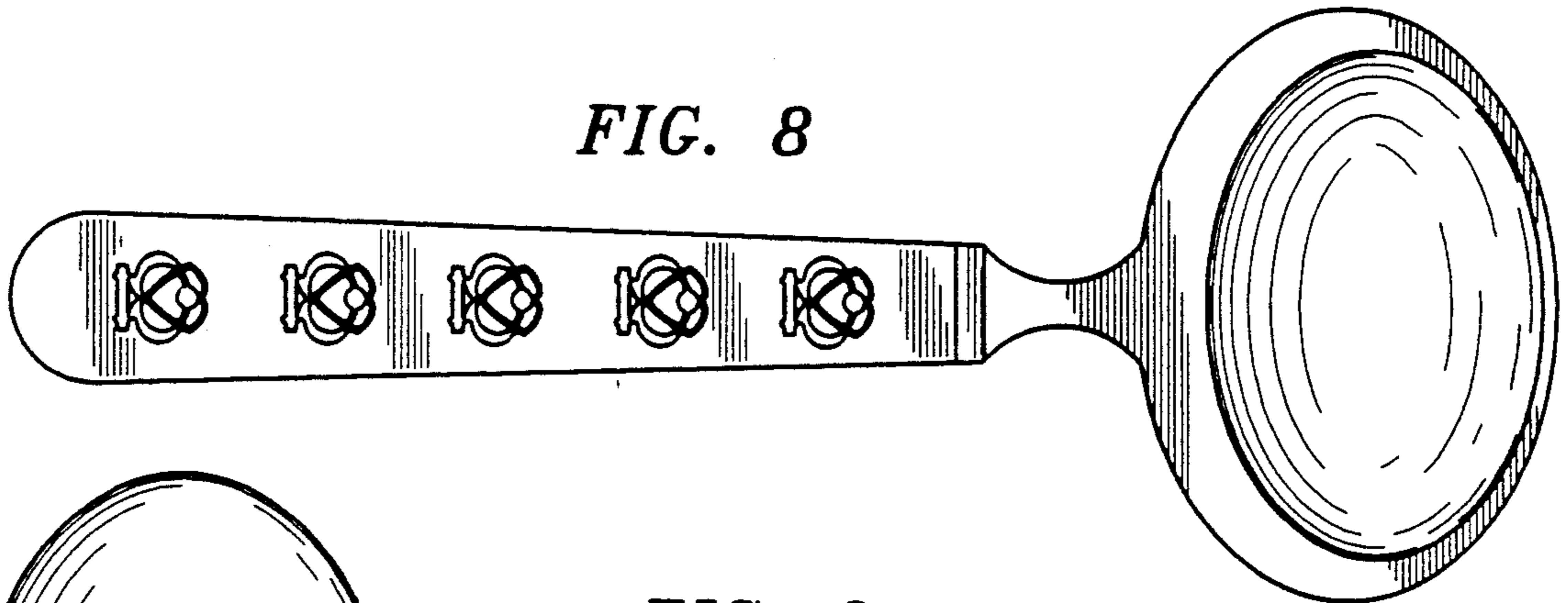


FIG. 9

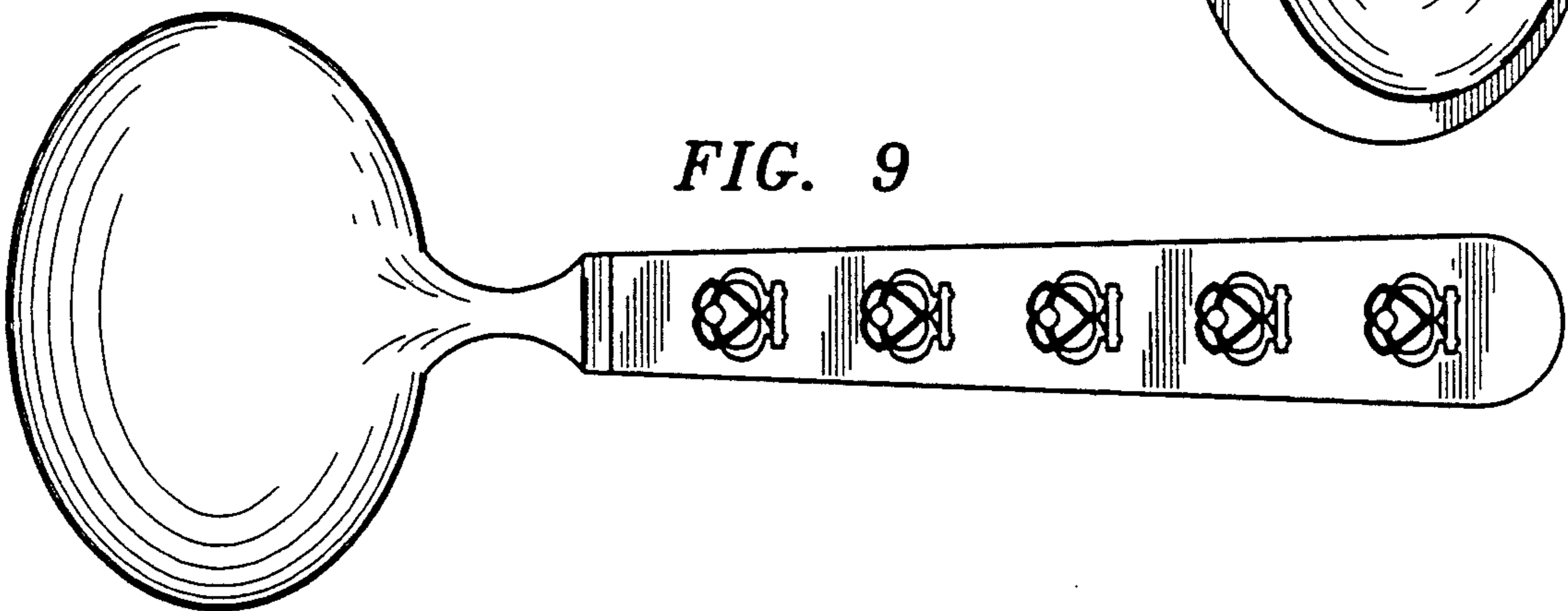




FIG. 10



FIG. 11




FIG. 12

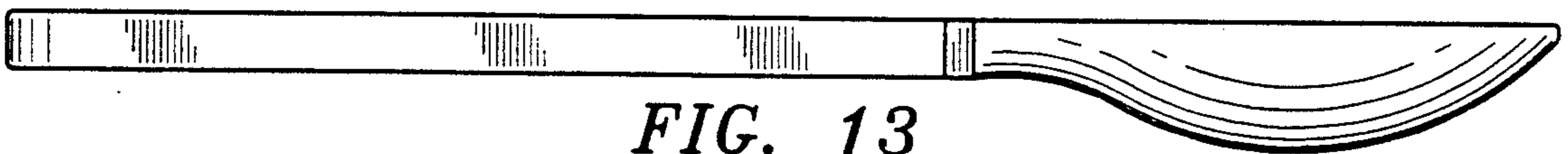


FIG. 13

FIG. 14

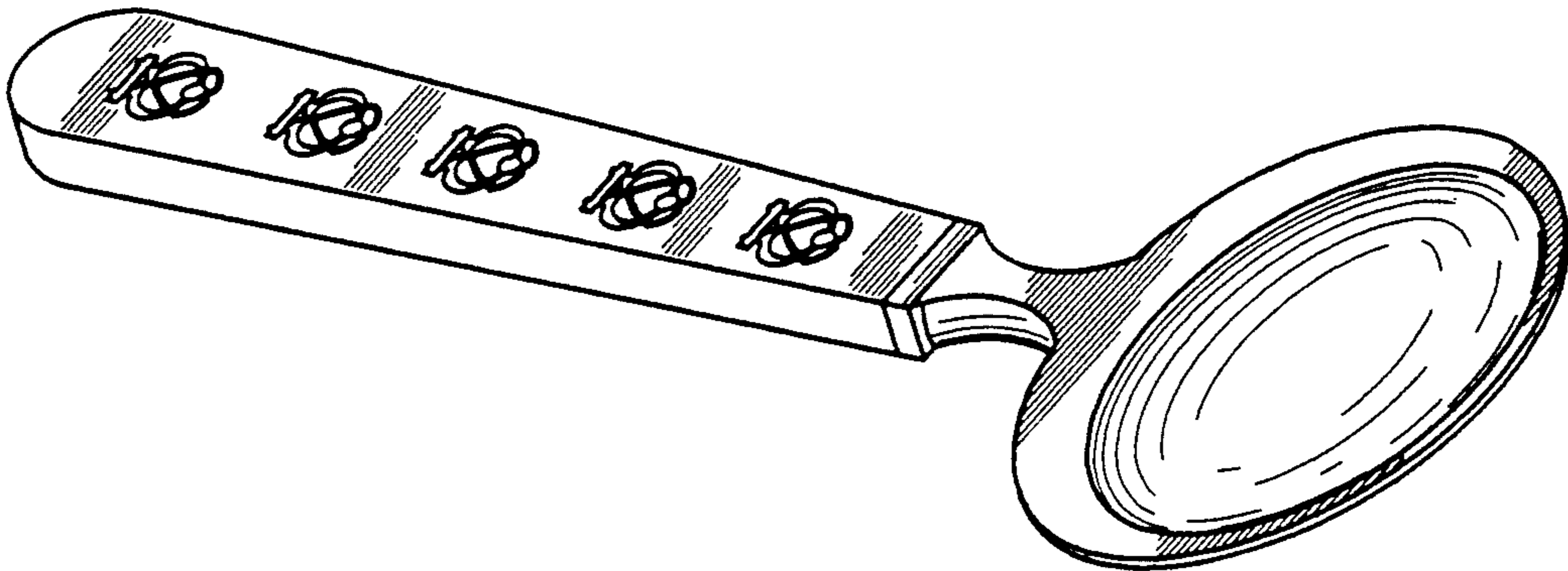


FIG. 15

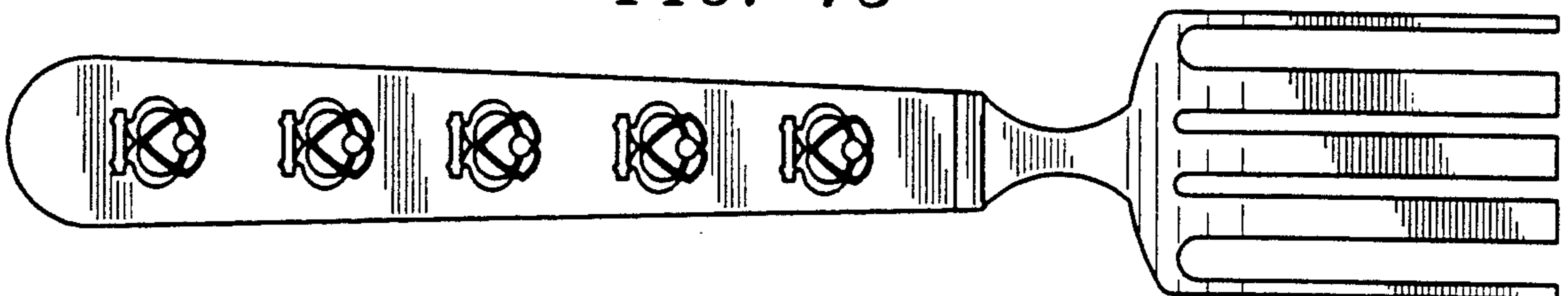


FIG. 16

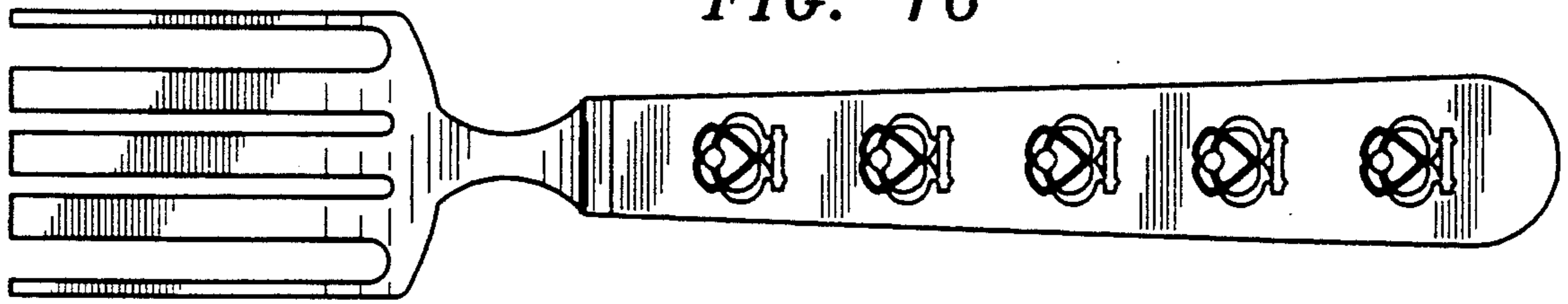


FIG. 17



FIG. 18



FIG. 19




FIG. 20

FIG. 21

