



US00D345667S

United States Patent [19]

[11] Patent Number: **Des. 345,667**

Rhea

[45] Date of Patent: **** Apr. 5, 1994**

[54] **BOW RACK**

Primary Examiner—Brian N. Vinson
Attorney, Agent, or Firm—Luedeka, Hodges, Neely & Graham

[76] Inventor: **John S. Rhea**, 605 E. McKee St.,
Greeneville, Tenn. 37743

[**] Term: **14 Years**

[57] **CLAIM**

[21] Appl. No.: **950,039**

The ornamental design for a bow rack, as shown and described.

[22] Filed: **Sep. 23, 1992**

[52] U.S. Cl. **D6/570; D6/316; D6/513**

DESCRIPTION

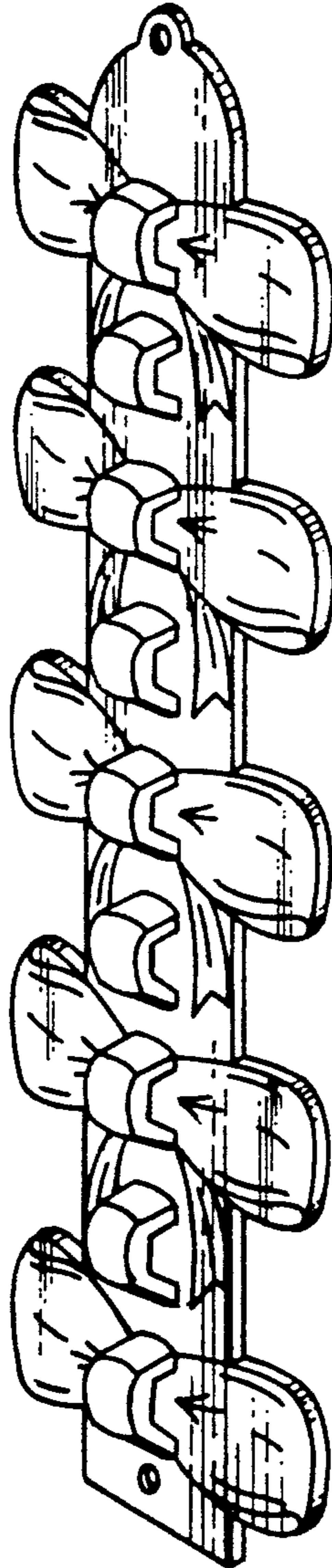
[58] Field of Search **D6/512-514, D6/553, 567, 569-570, 315-316, 320, 323; 211/86-87, 113; 248/317, 309.1**

FIG. 1 is a front elevational view of a bow rack showing my new design;
FIG. 2 is a rear elevational view thereof;
FIG. 3 is a right side elevational view thereof, the left side being a mirror image of that shown;
FIG. 4 is a top plan view thereof;
FIG. 5 is a bottom plan view thereof; and,
FIG. 6 is a reduced top, front and right side perspective view thereof.

[56] **References Cited**

U.S. PATENT DOCUMENTS

D. 155,957 11/1949 Woodbury D6/316 X
D. 264,911 6/1982 Annis et al. D6/513 X



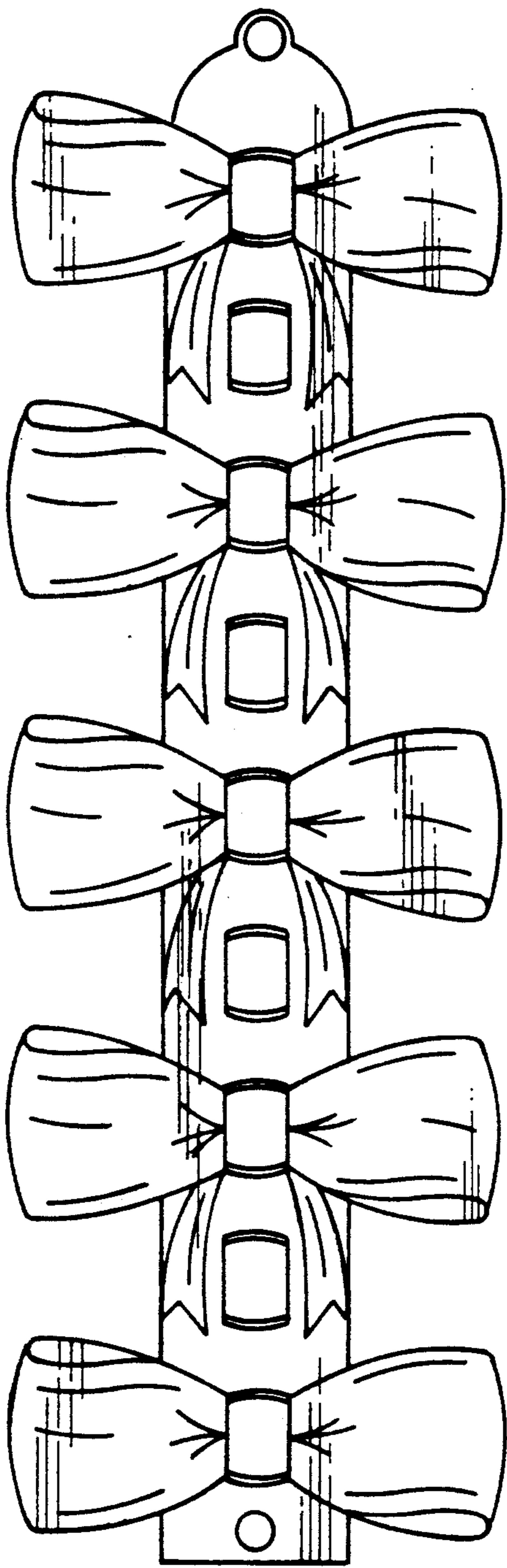


Fig. 1



Fig. 4



Fig. 3

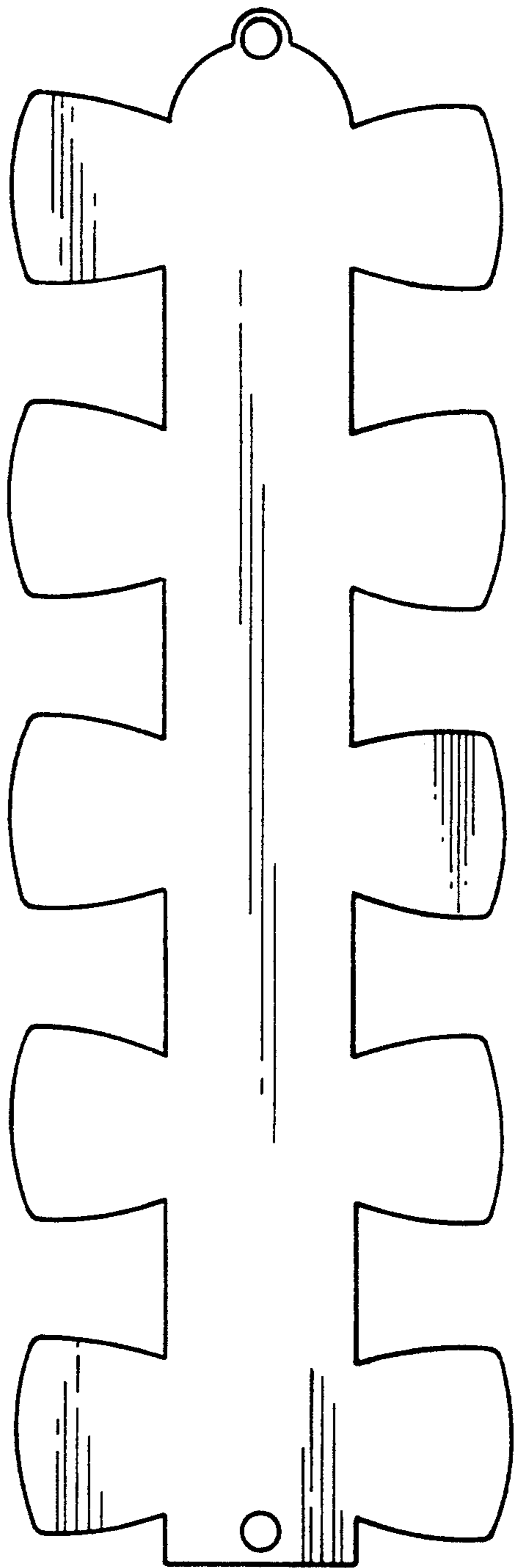


Fig. 2



Fig. 5

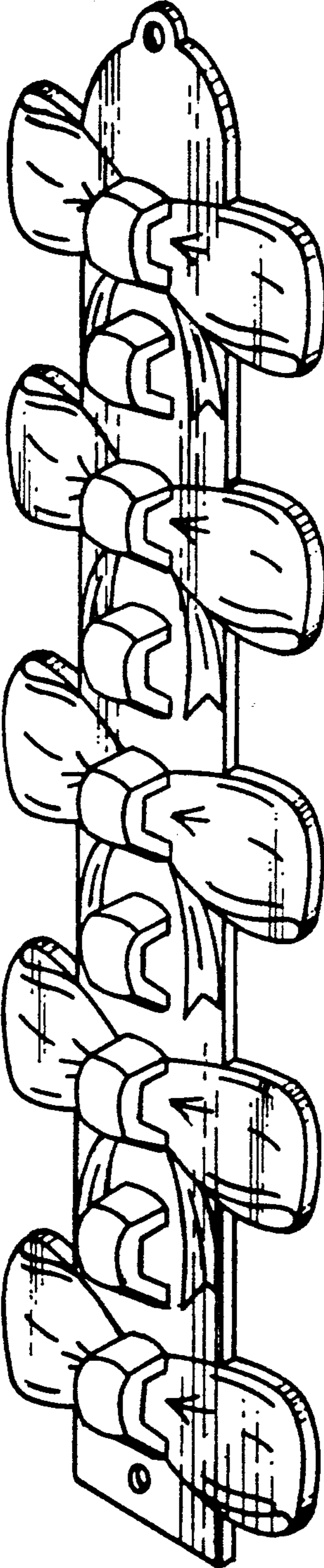


Fig. 6