



US00D345621S

United States Patent [19]
McLaughlin, II

[11] **Patent Number: Des. 345,621**

[45] **Date of Patent: ** Mar. 29, 1994**

[54] **DECORATIVE LIGHT ENCLOSURE**

[76] **Inventor: William E. McLaughlin, II, Box 4356
Woodland Acres R.R. #4, Berwick,
Pa. 18603**

[**] **Term: 14 Years**

[21] **Appl. No.: 3,615**

[22] **Filed: Jan. 11, 1993**

[52] **U.S. Cl. D26/127; D11/121;
D11/157; D26/94; D26/101**

[58] **Field of Search 362/806, 808, 122, 124;
428/2, 3, 11, 17; D26/73, 4, 94, 125, 127;
D11/121, 157**

[56] **References Cited**

U.S. PATENT DOCUMENTS

D. 949,935	3/1935	Wilmson	D26/73 X
764,207	7/1904	Robinson	362/806 X
2,484,776	10/1949	Zent et al. .	
2,748,260	5/1956	Nelson .	
3,158,328	11/1964	Kubar	D26/96 X
3,967,019	6/1976	Magee .	
4,833,580	5/1989	Allen .	
4,939,004	7/1990	Fuss .	

OTHER PUBLICATIONS

Harriet Carter Gift Catalog, p. 14, Light-up Halloween Lawn Pumpkin (Gr. 2900—Novelty Lamp Box).
Harriet Garter Gift Catalog, p. 120, Blinking Halloween Pumpkin Light.
Tico Toys Halloween Electrical Light-Ups Catalog, 1969, p. 2, Electric Light Up Pumpkin.



Primary Examiner—Susan J. Lucas

[57] **CLAIM**

The ornamental design for a decorative light enclosure, as shown and described.

DESCRIPTION

FIG. 1 is a perspective view of a decorative light enclosure showing my new design;
FIG. 2 is a front elevational view thereof;
FIG. 3 is a bottom view thereof;
FIG. 4 is a top view thereof;
FIG. 5 is a right side elevational view thereof;
FIG. 6 is a left side elevational view thereof; and,
FIG. 7 is an environmental right side elevational view thereof, with a portion broken away to reveal the interior of the design.
The broken line showing of a light fixture in FIG. 7 is for illustrative purposes only and forms no part of the claimed design.






FIG. 1




FIG. 2

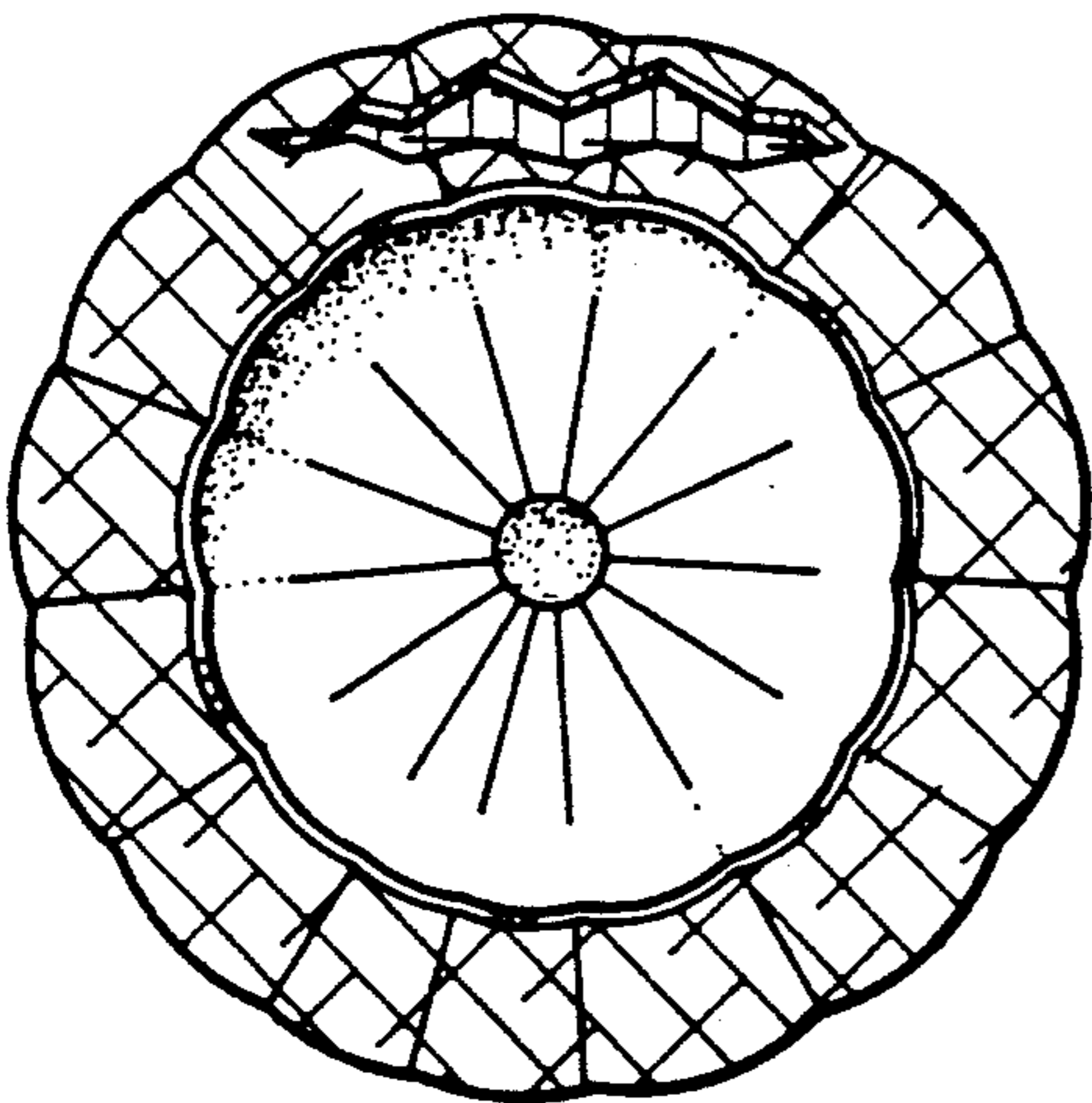


FIG. 3

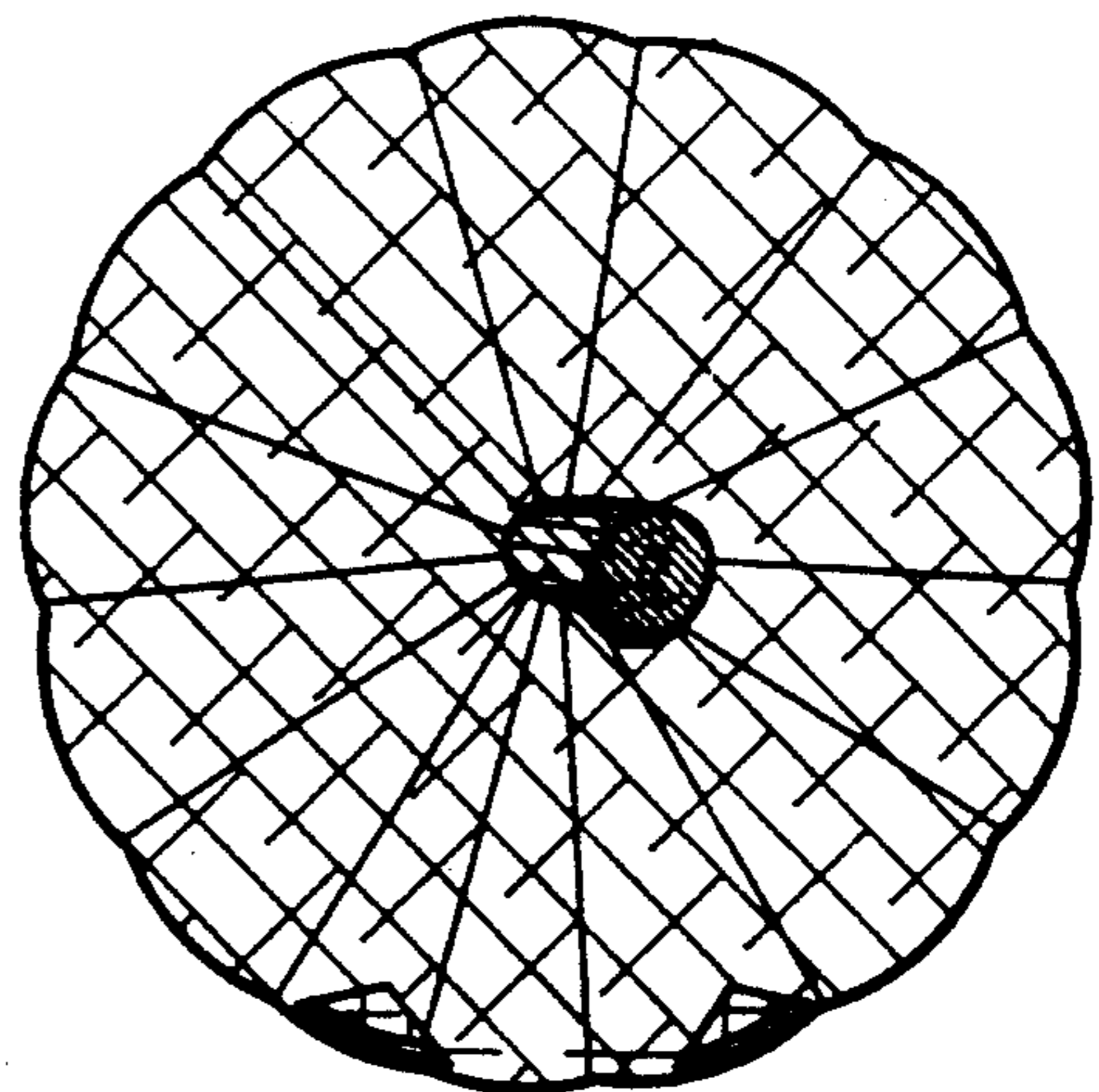


FIG. 4




FIG. 5




FIG. 6




FIG. 7