



US00D345579S

United States Patent [19]

[11] Patent Number: **Des. 345,579**

Yanez, Jr.

[45] Date of Patent: **** Mar. 29, 1994**

[54] **ANGLED PEN**

[76] Inventor: **Valentin Yanez, Jr., 8 Macomb St., Apt. #8, Plattsburgh, N.Y. 12901**

[**] Term: **14 Years**

[21] Appl. No.: **2,806**

[22] Filed: **Dec. 21, 1992**

[52] U.S. Cl. **D19/51; D19/45; D19/41; D19/55**

[58] Field of Search **401/6, 88, 99, 100, 401/116; D19/35, 36, 41-51, 54-58, 81-85; D24/152**

[56] **References Cited**

U.S. PATENT DOCUMENTS

- D. 154,610 7/1949 Kuhn D19/46
- D. 173,926 1/1955 Zabilansky D19/50
- D. 185,331 5/1989 Tannenbaum D19/44 X
- D. 194,522 2/1963 Allegretti D19/45 X

- D. 198,418 6/1964 Fehling et al. D19/45 X
- D. 277,231 1/1985 Rosenbaum D24/152
- D. 311,211 10/1990 Oot D19/43
- D. 337,611 7/1993 Peersmann D19/46 X

Primary Examiner—Nelson C. Holtje
Assistant Examiner—Martie Thompson
Attorney, Agent, or Firm—Thomas N. Neiman

[57] **CLAIM**

The ornamental design for an angled pen, as shown and described.

DESCRIPTION

FIG. 1 is a front elevational view of an angled pen showing my new design;
FIG. 2 is a right side elevational view, the left side being a mirror image thereof;
FIG. 3 is a rear elevational view thereof;
FIG. 4 is a bottom plan view thereof;
FIG. 5 is a top plan view thereof; and,
FIG. 6 is a bottom, right front perspective view thereof.




FIG. 1



FIG. 4



FIG. 2




FIG. 5



FIG. 3

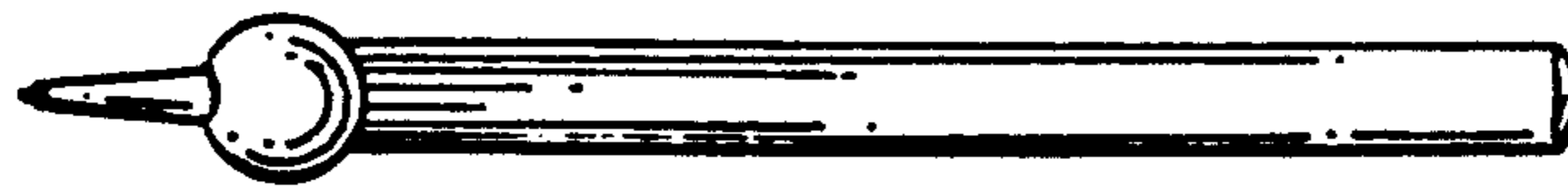


FIG. 6

