



US00D345575S

# United States Patent [19]

[11] Patent Number: **Des. 345,575**

Hisanaga et al.

[45] Date of Patent: **\*\* Mar. 29, 1994**

## [54] ELECTRONIC MUSICAL KEYBOARD

[75] Inventors: **Kozo Hisanaga, Hino; Yukihiro Ida, Higashikurume, both of Japan**

[73] Assignee: **Casio Computer Co., Ltd., Tokyo, Japan**

[\*\*] Term: **14 Years**

[21] Appl. No.: **2,559**

[22] Filed: **Dec. 15, 1992**

[52] U.S. Cl. .... **D17/1; D17/5**

[58] Field of Search ..... **84/174-177, 84/423, 428, 644, 670, 719, 744, DIG. 3, DIG. 7; D17/1, 2, 5, 6, 7, 9; D21/64**

### [56] References Cited

#### U.S. PATENT DOCUMENTS

D. 265,832	8/1982	Kira et al. ....	D17/5
D. 313,031	12/1990	Yamawaki .....	D17/1
D. 320,996	10/1991	Koide .....	D17/1
D. 325,215	4/1992	Granger .....	D17/1
D. 325,596	4/1992	Sakagami .....	D17/1
4,653,375	3/1987	Honda et al. ....	84/644

## FOREIGN PATENT DOCUMENTS

3-203782 9/1991 Japan ..... 84/423 R

## OTHER PUBLICATIONS

Hong Kong Enterprise Catalog, Oct. 1990, p. 182, (Keyboard, Item 726).

*Primary Examiner*—Bernard Ansher

*Assistant Examiner*—Adir Aronovich

*Attorney, Agent, or Firm*—Frishauf, Holtz, Goodman & Woodward

## [57] CLAIM

The ornamental design for an electronic musical keyboard, as shown and described.

## DESCRIPTION

FIG. 1 is a front elevation view of an electronic musical keyboard showing our new design;

FIG. 2 is a right side elevation view thereof;

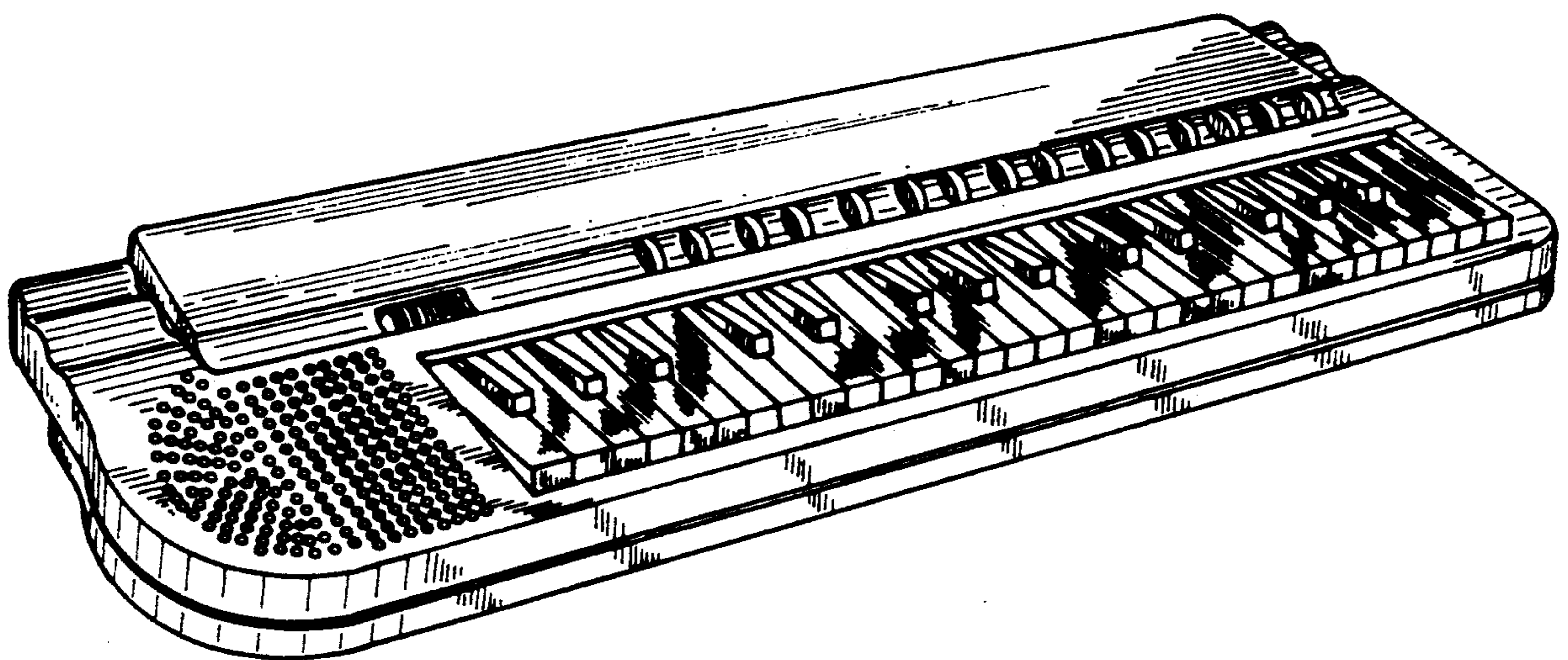
FIG. 3 is a left side elevation view thereof;

FIG. 4 is a top plan view thereof;

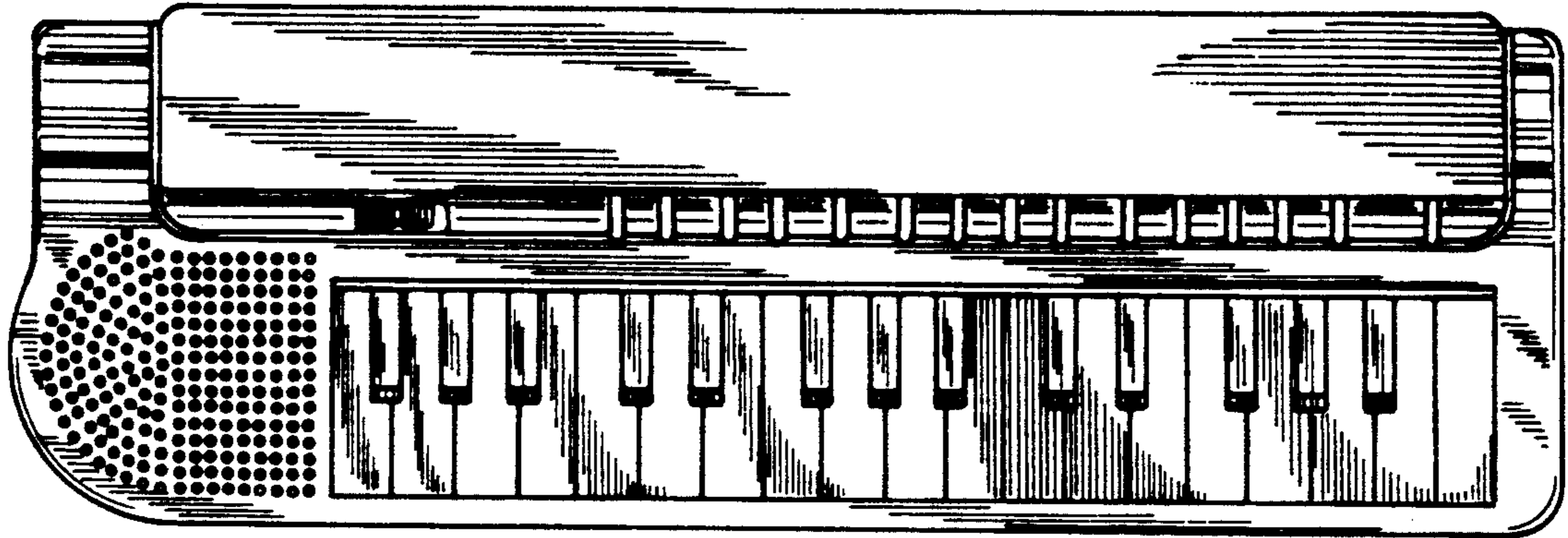
FIG. 5 is a bottom plan view thereof;

FIG. 6 is a rear elevation view thereof; and,


FIG. 7 is a perspective view thereof.



**FIG.4**



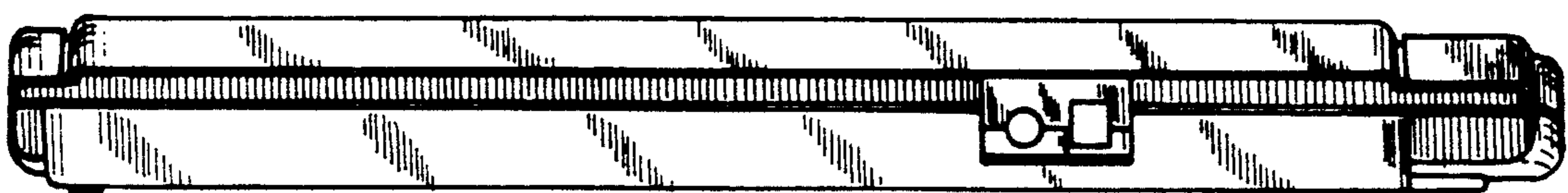
**FIG.5**




**FIG.1**



**FIG.6**



*FIG.3*



*FIG.2*



*FIG.7*

