



US00D345574S

United States Patent [19]
Mizushima

[11] **Patent Number: Des. 345,574**
[45] **Date of Patent: ** Mar. 29, 1994**

[54] **ELECTRONIC KEYBOARD MUSICAL INSTRUMENT**

[75] **Inventor: Kazuyuki Mizushima, Hamamatsu, Japan**

[73] **Assignee: Yamaha Corporation, Shizuoka, Japan**

[**] **Term: 14 Years**

[21] **Appl. No.: 905,627**

[22] **Filed: Jun. 29, 1992**

[30] **Foreign Application Priority Data**

Jan. 8, 1992 [JP] Japan 4-212

[52] **U.S. Cl. D17/1; D17/6; D17/7**

[58] **Field of Search 84/174-177, 84/423, 428, 644, 670, 719, 744, DIG. 3, DIG. 7; D17/1, 2, 5, 6, 7, 9; D21/64**

[56] **References Cited**

U.S. PATENT DOCUMENTS

- D. 282,850 3/1986 Futami D17/1
- D. 312,651 12/1990 Yamawaki D17/1
- D. 313,033 12/1990 Mizushima D17/1
- D. 317,319 6/1991 Mine D17/1
- D. 325,213 4/1992 Mizushima D17/1
- D. 325,214 4/1992 Hoshina D17/1

- D. 325,596 4/1992 Sakagami D17/1
- D. 326,106 5/1992 Tatshumi D17/1
- D. 326,107 5/1992 Amiya D17/1
- D. 326,468 5/1992 Jeon D17/1
- 5,157,213 10/1992 Kashio et al. 84/DIG. 7

FOREIGN PATENT DOCUMENTS

2-110595 4/1990 Japan 84/644

OTHER PUBLICATIONS

Music Trades, Oct. 1988, p. 49 (Casio Keyboard, HT-6000).

Primary Examiner—Bernard Ansher
Assistant Examiner—Adir Aronovich
Attorney, Agent, or Firm—Weingarten, Schurgin, Gagnebin & Hayes

[57] **CLAIM**

The ornamental design for electronic keyboard musical instrument, as shown.

DESCRIPTION

FIG. 1 is a top, front perspective view of an electronic keyboard musical instrument showing my new design; FIG. 2 is a top plan view thereof; FIG. 3 is a front view thereof; FIG. 4 is a rear view thereof; FIG. 5 is a left-side view thereof; FIG. 6 is a right-side view thereof; and, FIG. 7 is a bottom plan view thereof.

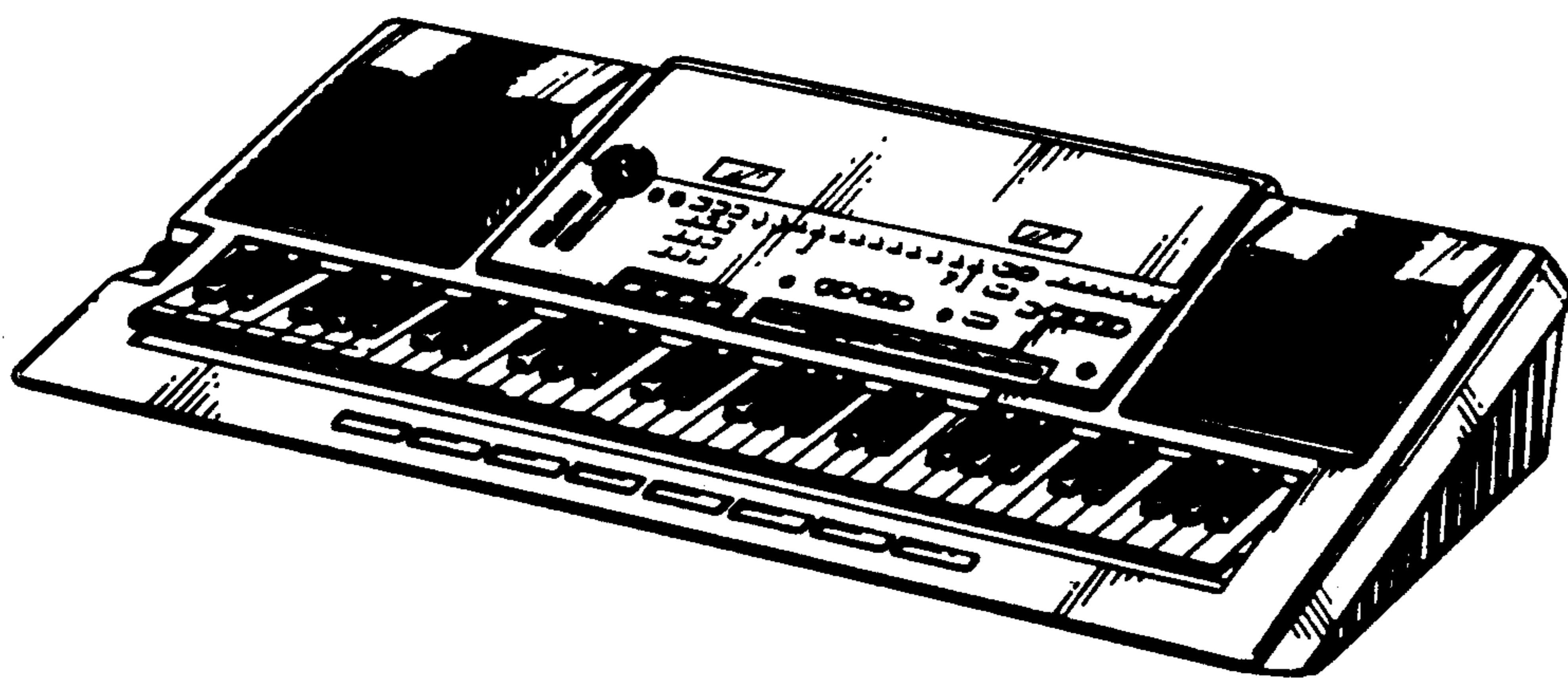


FIG. 1

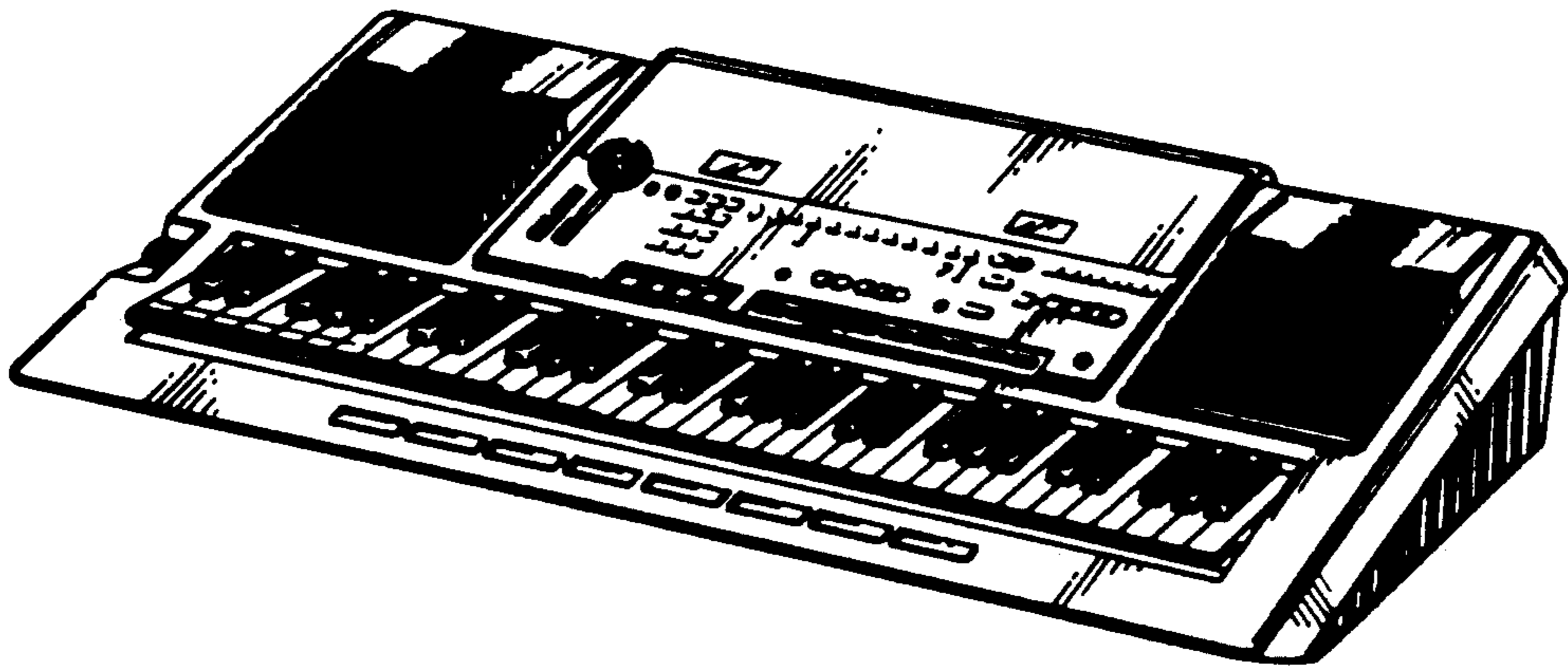


FIG. 2

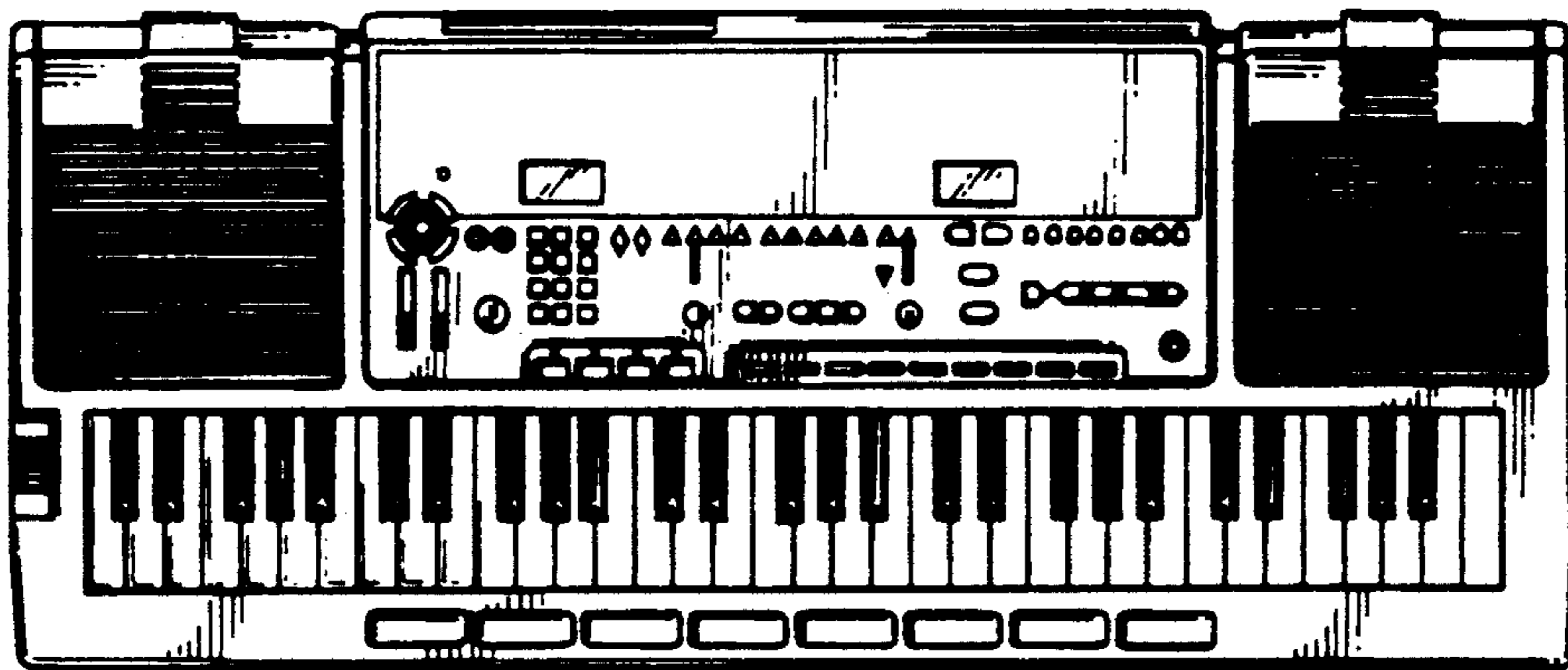


FIG. 3



FIG.4




FIG.5




FIG.6




FIG.7

