



US00D345568S

United States Patent [19]

Feinbloom et al.

[11] Patent Number: **Des. 345,568**

[45] Date of Patent: **** Mar. 29, 1994**

[54] HANDLE FOR MAGNIFIER LENS

[75] Inventors: **Richard E. Feinbloom, New York; R. Perry Gordon, New York, both of N.Y.**

[73] Assignee: **Designs for Vision, Inc., Ronkonkoma, N.Y.**

[**] Term: **14 Years**

[21] Appl. No.: **830,192**

[22] Filed: **Jan. 31, 1992**

[52] U.S. Cl. **D16/136; D28/64.4**

[58] Field of Search **D7/393, 395, 664, 649; 359/802-803, 805, 808, 811; D8 DIG. 7, 83, 94, 107, 300; D28/7, 64.1-64.7; D16/130-136; D21/138**

[56] References Cited

U.S. PATENT DOCUMENTS

D. 58,623	8/1921	Osgood	D8/94
D. 149,677	5/1948	Robbin	D7/649
D. 191,141	8/1961	Burlin	D16/135
D. 289,564	4/1987	Harford	D28/7
D. 300,601	4/1989	Himbert et al.	D8/107
D. 311,854	11/1990	Wilson et al.	D8/107
D. 335,074	4/1993	Hahn	D8/107
3,333,339	8/1967	King	D16/136

OTHER PUBLICATIONS

Optical Journa-Review, Feb. 15, 1962; p. 70; Edroy Products Coadvertisement for Magnifier.

Optical Journal-Review; Mar. 15, 1959; p. 18; I-Guard Precision Magnifiers; 5438 Model.

The Optician; Apr. 5, 1985; p. 7; Magnifiers inside left hand cornerbox-bottom right corner lens.

Bausch-Lomb Booklet; p. 4; Round Reader top left corner.

Edmunds Scientific 1983 Summer Catalog; p. 20; item F61, 215-Reading magnifier.

Primary Examiner—Cathy Anne MacCormac

Attorney, Agent, or Firm—Arthur L. Plevy

[57] CLAIM

The ornamental design for a handle for magnifier lens, as shown and described.

DESCRIPTION

FIG. 1 is a perspective view from the top, front, and right side of a handle for magnifier lens showing our new design;

FIG. 2 is a top plan view thereof;

FIG. 3 is a bottom plan view thereof;

FIG. 4 is a front elevational view thereof;

FIG. 5 is a side elevational view thereof, the opposite side is a mirror image of the side shown;

FIG. 6 is a rear elevational view thereof; and,

FIG. 7 is a reduced perspective view thereof, the broken lines are for illustrative purposes only and form no part of the claimed design.




FIG-1

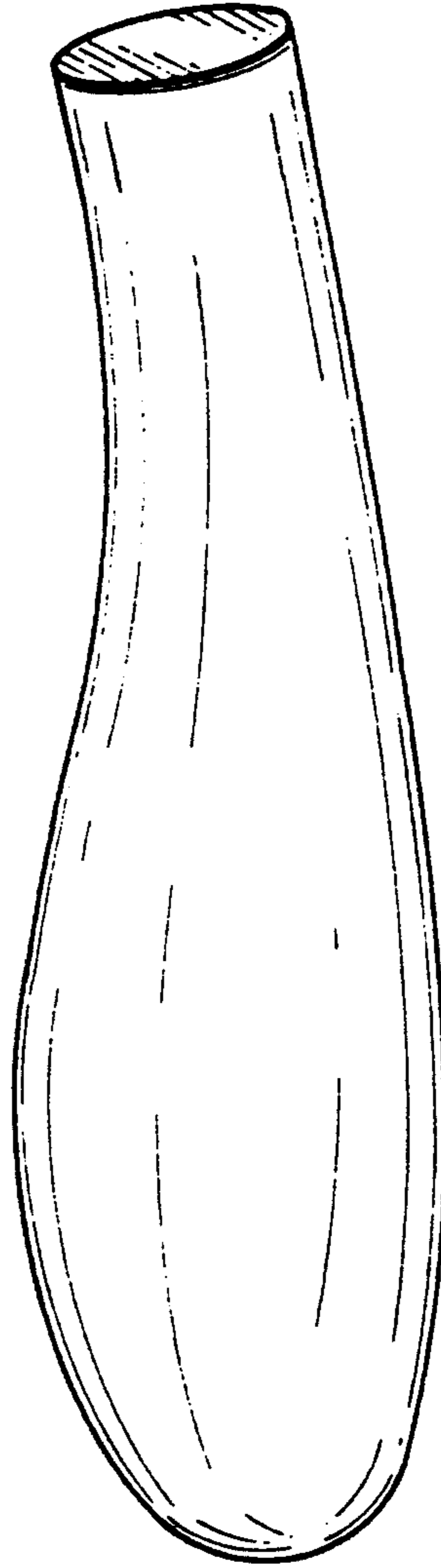


FIG-2

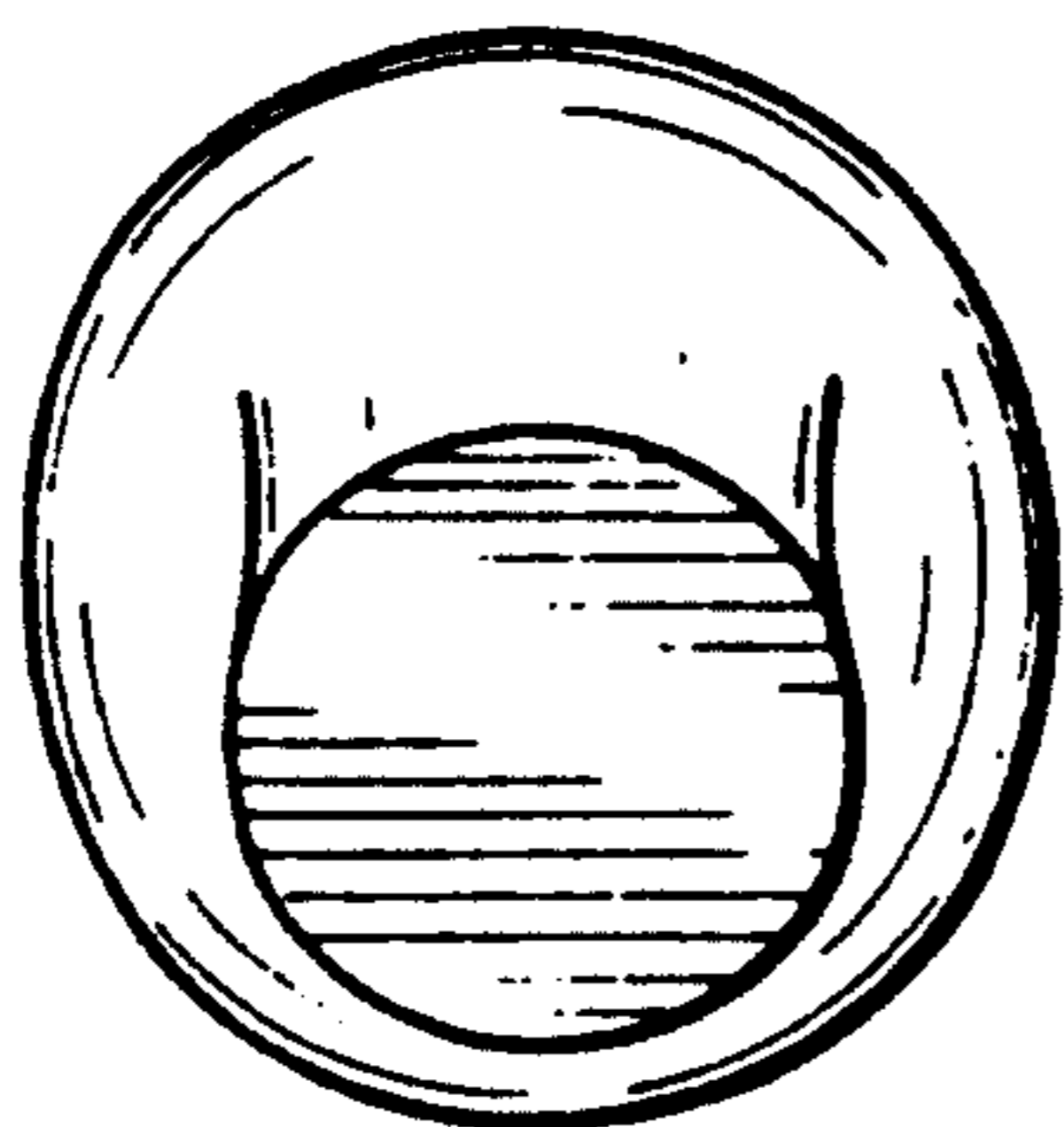


FIG-3




FIG-4

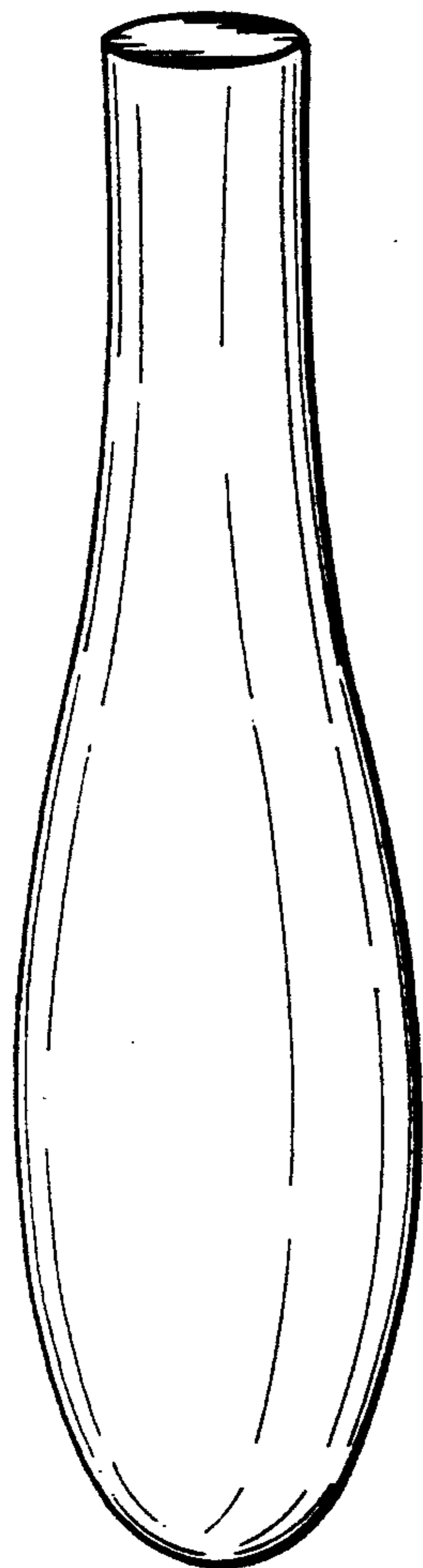


FIG-5



FIG-6



FIG-7

