



US00D345560S

**United States Patent** [19]  
**Peersmann**

[11] **Patent Number: Des. 345,560**  
[45] **Date of Patent: \*\* Mar. 29, 1994**

[54] **COMBINED CASSETTE PLAYER AND RADIO**

2,849,817 9/1958 Krayner ..... D15/9.1 X

[75] **Inventor: Richard F. M. Peersmann, Scheveningen, Netherlands**

[73] **Assignee: Pollyflame International B.V., Roelofarendsveen, Netherlands**

[\*\*] **Term: 14 Years**

[21] **Appl. No.: 817,684**

[22] **Filed: Jan. 7, 1992**

[52] **U.S. Cl. .... D14/162; D14/189**

[58] **Field of Search .... D14/124, 160-172, D14/188, 265, 298; D15/9.1, 9.3**

[56] **References Cited**

**U.S. PATENT DOCUMENTS**

D. 117,664	11/1939	Elliott	.....	D15/9.3
D. 244,230	5/1977	Susich	.....	D14/189
D. 300,321	3/1989	Wilder	.....	D14/189
D. 315,349	3/1991	Tsuji	.....	D14/171

**OTHER PUBLICATIONS**

Home Furnishings Dailey, Jun. 19, 1989, p. 88, top left-Randix '57 Chevey Am/FM stereo cassette portable radio.

*Primary Examiner*—Theodore M. Shooman  
*Attorney, Agent, or Firm*—Foley & Lardner

[57] **CLAIM**

The ornamental design for a combined cassette player and radio, as shown and described.

**DESCRIPTION**

FIG. 1 is a perspective view of a combined cassette player and radio showing my new design; FIG. 2 is a front elevational view thereof; FIG. 3 is a rear elevational view thereof; FIG. 4 is a top plan view thereof; FIG. 5 is a bottom plan view thereof; FIG. 6 is a right side elevational view thereof; and, FIG. 7 is a left side elevational view thereof.

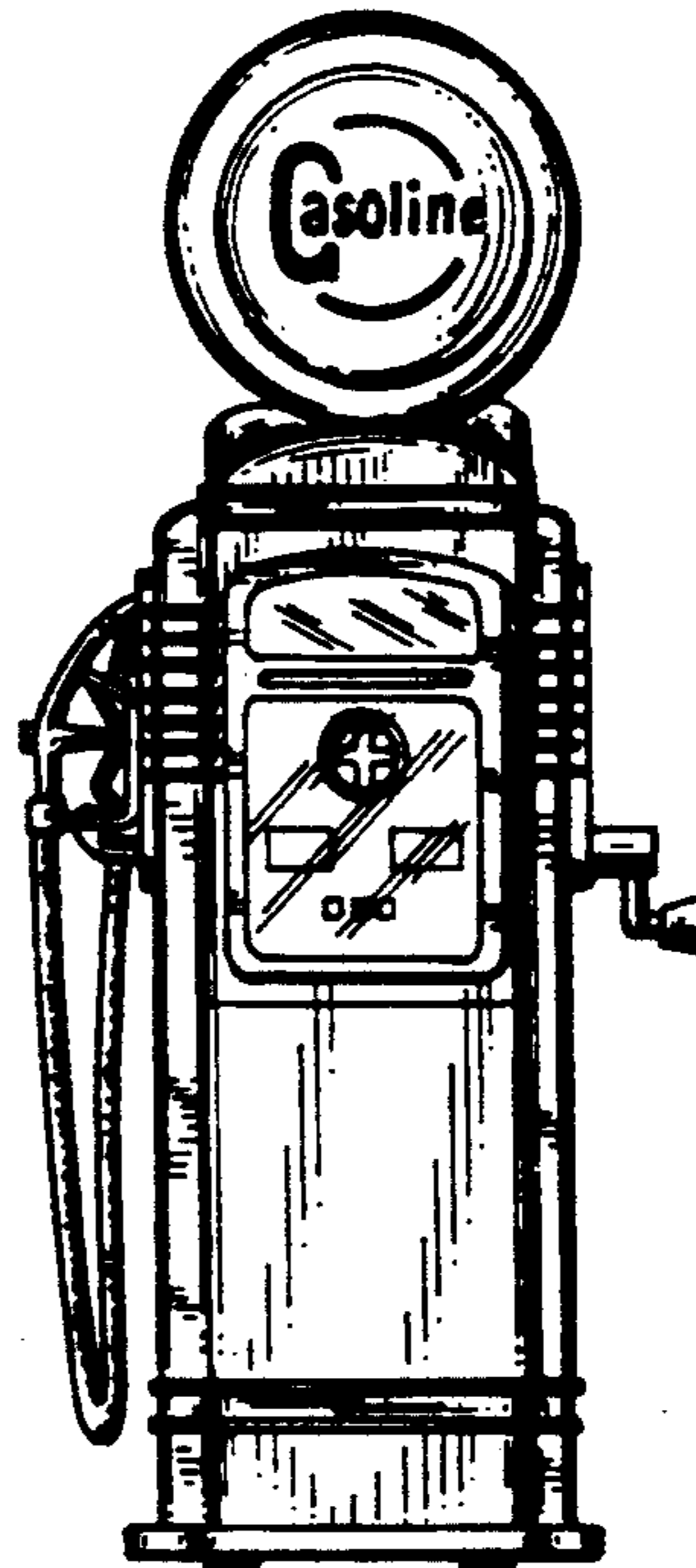



FIG. 1




FIG. 2

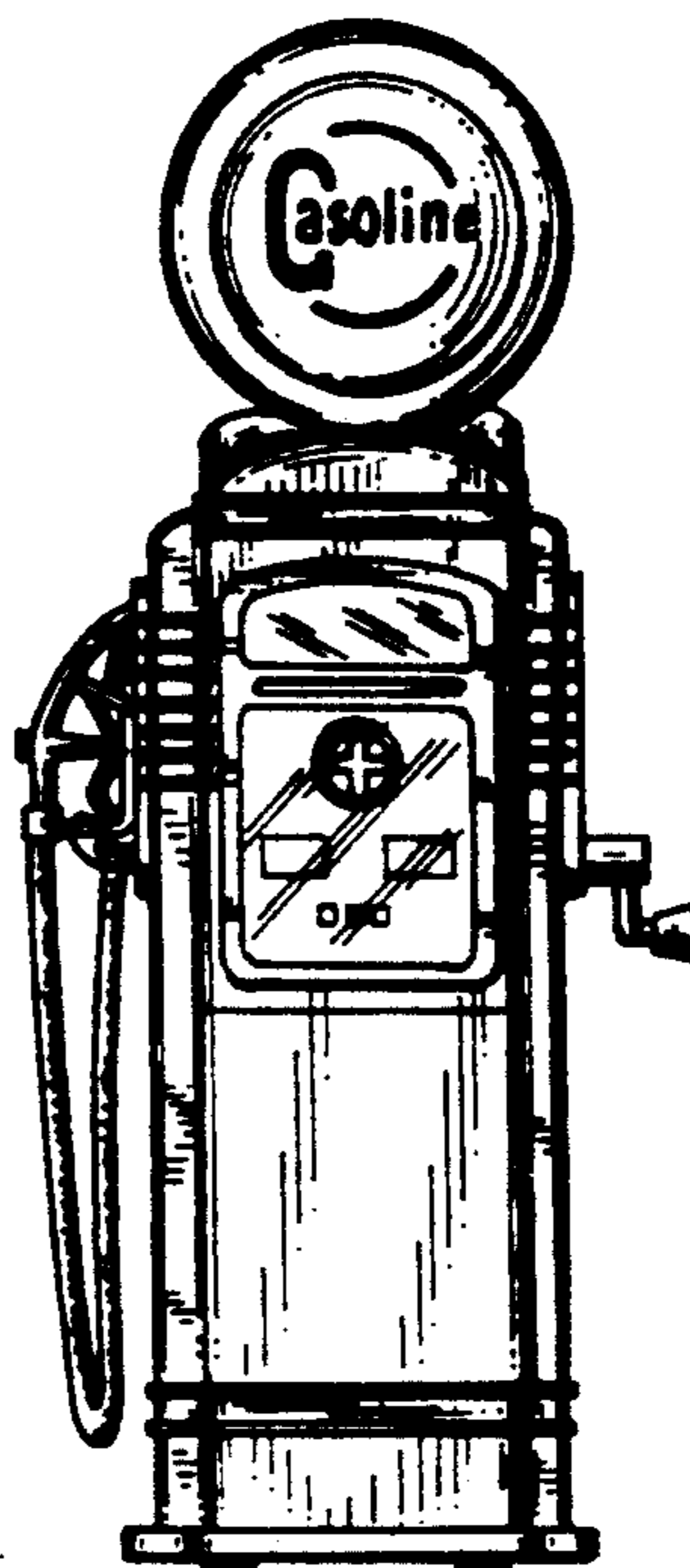


FIG. 3

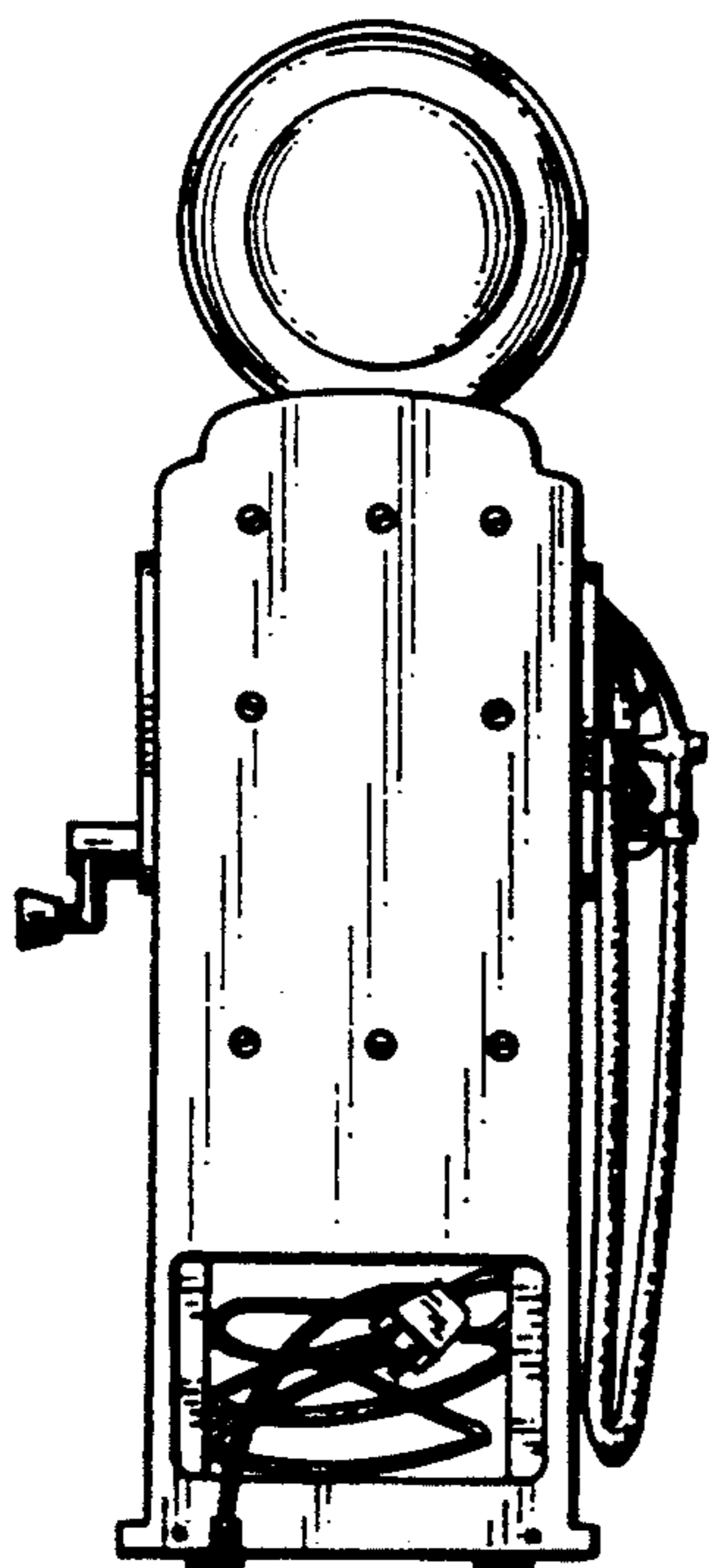


FIG. 4


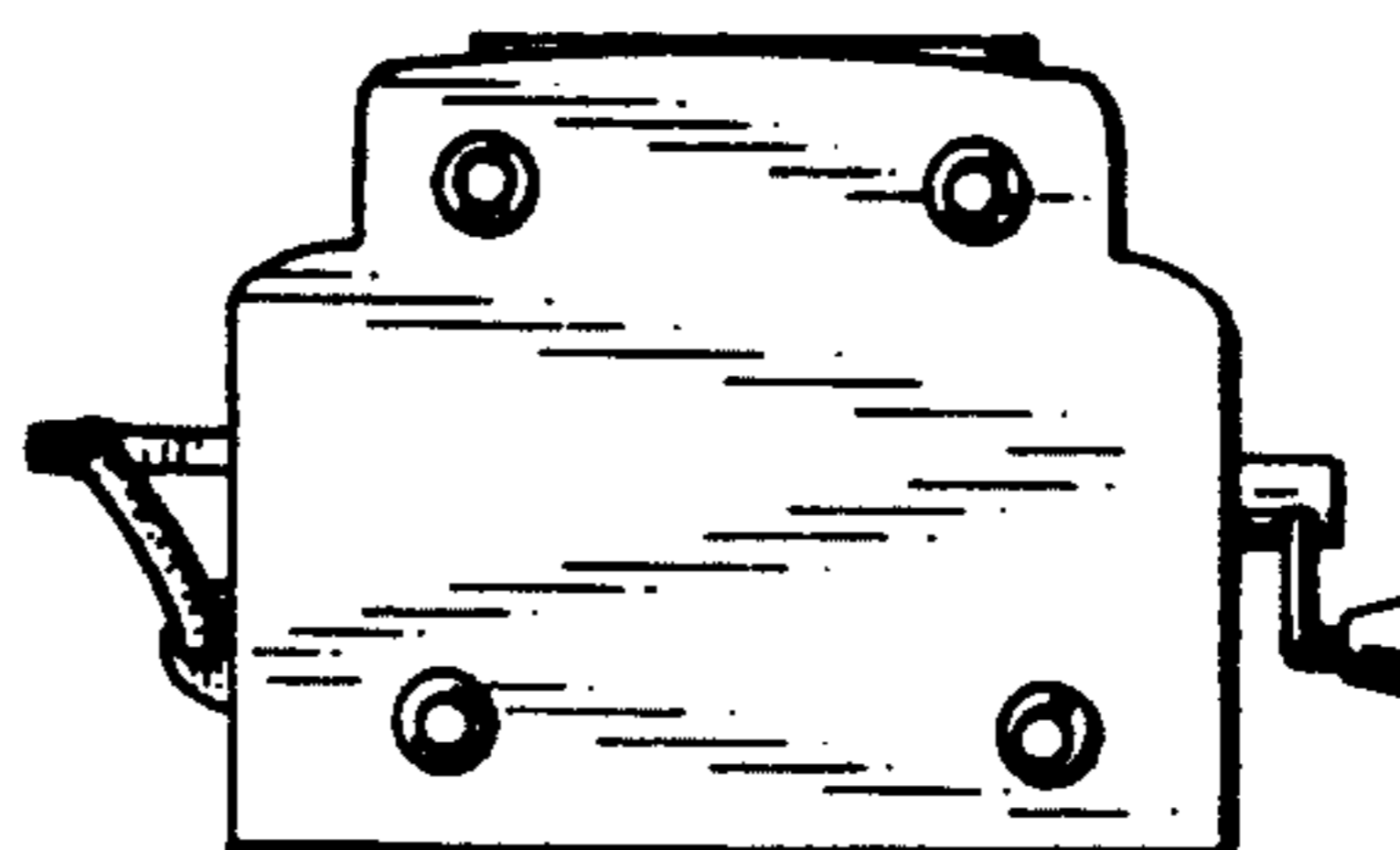
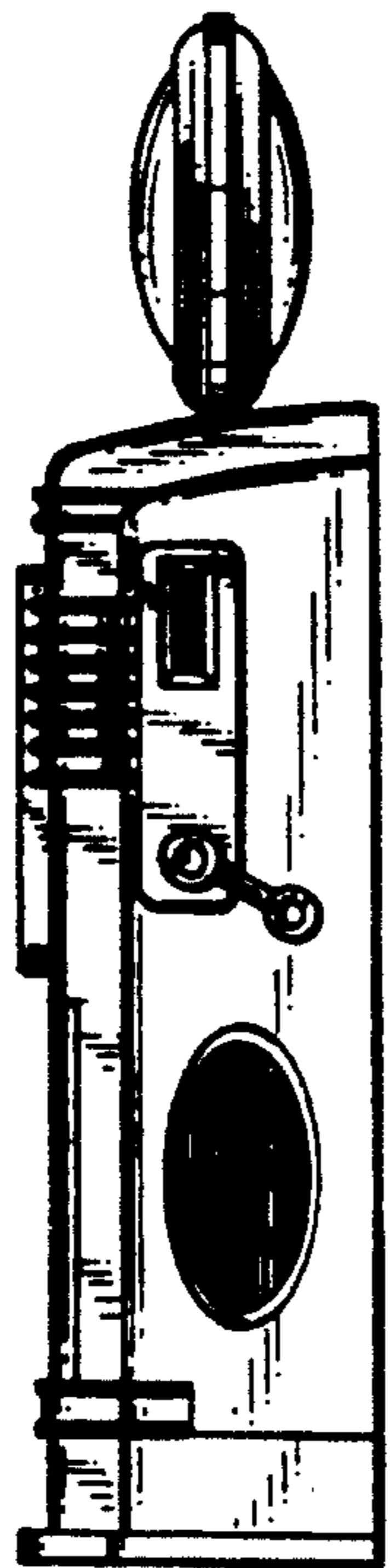


FIG. 5



*FIG. 6*



*FIG. 7*

