



US00D345538S

United States Patent [19]

Bianco et al.

[11] Patent Number: **Des. 345,538**

[45] Date of Patent: **** Mar. 29, 1994**

[54] **COMBINED WINDSHIELD WIPER ARM AND AIR FOIL**

2,850,755 9/1958 Deibel 15/250.35

[75] Inventors: **Michael Bianco, Valparaiso; James Witek, Chesterton; James Allen, Michigan City, all of Ind.**

FOREIGN PATENT DOCUMENTS

1087482 8/1960 Fed. Rep. of Germany ... 15/250.35
3343318 6/1985 Fed. Rep. of Germany ... 15/250.35
2652325 3/1991 France 15/250.35

[73] Assignee: **Cooper Industries, Inc., Houston, Tex.**

Primary Examiner—James M. Gandy
Attorney, Agent, or Firm—Alan R. Thiele; Eddie E. Scott; W. Bruce Patterson

[**] Term: **14 Years**

[21] Appl. No.: **933,413**

[22] Filed: **Aug. 21, 1992**

[52] U.S. Cl. **D12/220**

[58] Field of Search 15/250.31, 250.32, 250.33, 15/250.35, 250.36, 250.42; D12/155

[56] **References Cited**

U.S. PATENT DOCUMENTS

D. 297,224 8/1988 Kock D12/155
D. 310,194 8/1990 Wilsgaard D12/155

[57] CLAIM

The ornamental design for a combined windshield wiper arm and air foil, as shown.

DESCRIPTION

FIG. 1 is a top plan view;
FIG. 2 is a right side elevational view;
FIG. 3 is a bottom plan view;
FIG. 4 is a left side elevational view;
FIG. 5 is a section taken at line 5—5 of FIG. 4;
FIG. 6 is a section taken at line 6—6 of FIG. 4; and,
FIG. 7 is a bottom, right side perspective view.

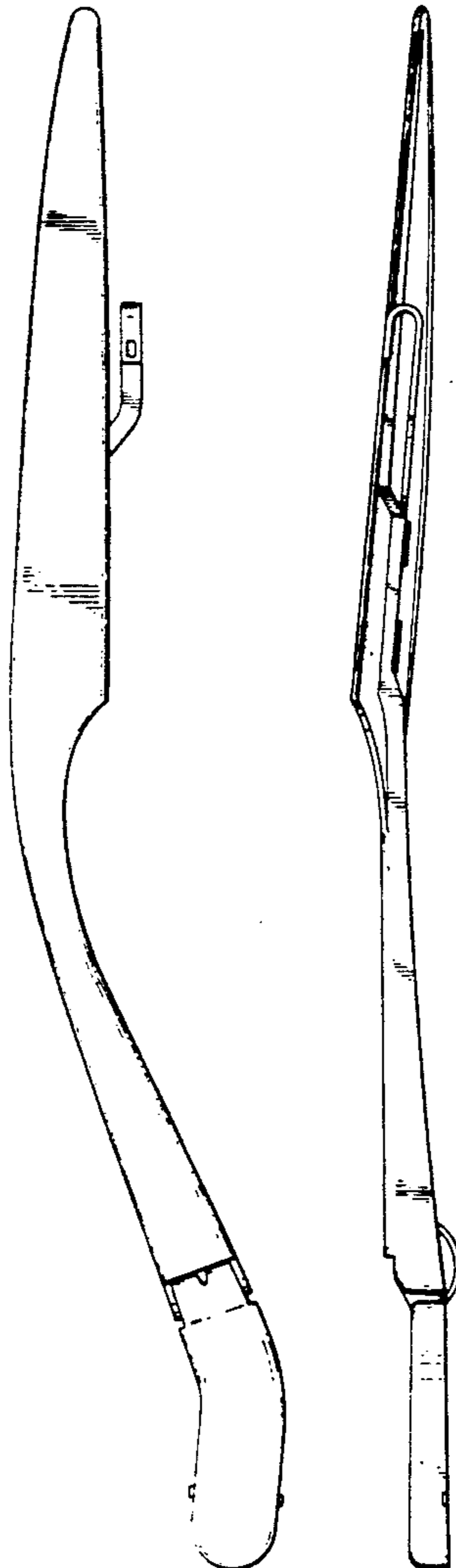


FIG. 1

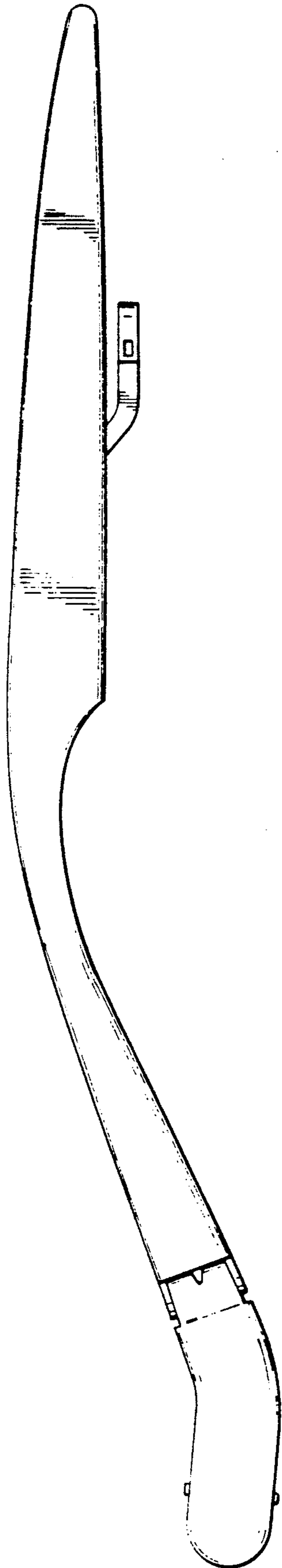


FIG. 2

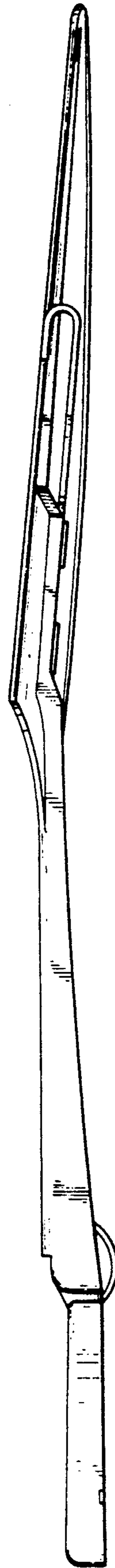


FIG. 3

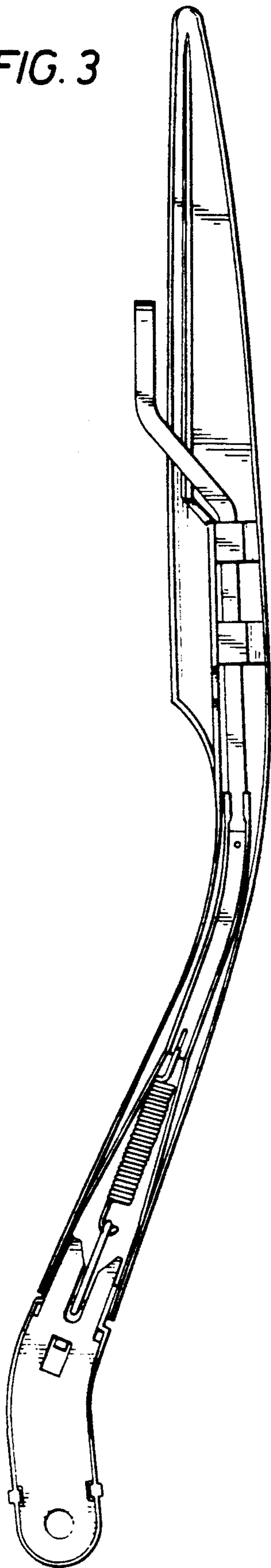


FIG. 4




FIG. 5



FIG. 6

FIG. 7

