



US00D34535S

United States Patent [19]

[11] Patent Number: **Des. 345,535**

Shinohara et al.

[45] Date of Patent: **** Mar. 29, 1994**

[54] AUTOMOBILE TIRE

[75] Inventors: **Kazunori Shinohara; Toru Fukuoka,**
both of Tokyo, Japan

[73] Assignee: **Bridgestone Corporation,** Tokyo,
Japan

[**] Term: **14 Years**

[21] Appl. No.: **712**

[22] Filed: **Oct. 22, 1992**

[30] Foreign Application Priority Data

Apr. 23, 1992 [JP] Japan 4-11914

[52] U.S. Cl. **D12/147**

[58] Field of Search 152/209 R, 209 D;
D12/145-148

[56] References Cited

U.S. PATENT DOCUMENTS

- D. 332,767 1/1993 Tsuda et al. D12/147
- D. 335,841 5/1993 Caretta et al. D12/146
- D. 336,268 6/1993 Bondini D12/146

OTHER PUBLICATIONS

1991 Tread Design Guide, p. 41, Kumho Power Grip V1744 Tire, bottom right side of page.

1991 Tread Design Guide, p. 139, Toyo M-606 Tire, third row down from top, center of page.

Primary Examiner—James M. Gandy
Attorney, Agent, or Firm—Sughrue, Mion, Zinn,
Macpeak & Seas

[57] CLAIM

The ornamental design for an automobile tire, as shown and described.

DESCRIPTION

FIG. 1 is a perspective view of an automobile tire showing our new design, it being understood that the tread pattern is repeated uniformly throughout the circumference of the tire;

FIG. 2 is a front elevation view thereof;

FIG. 3 is a left side elevation view thereof, the opposite side being substantially the same as that shown;

FIG. 4 is an enlarged fragmentary front elevation view thereof; and,

FIG. 5 is a cross-sectional view taken along line 5—5 in FIG. 4.

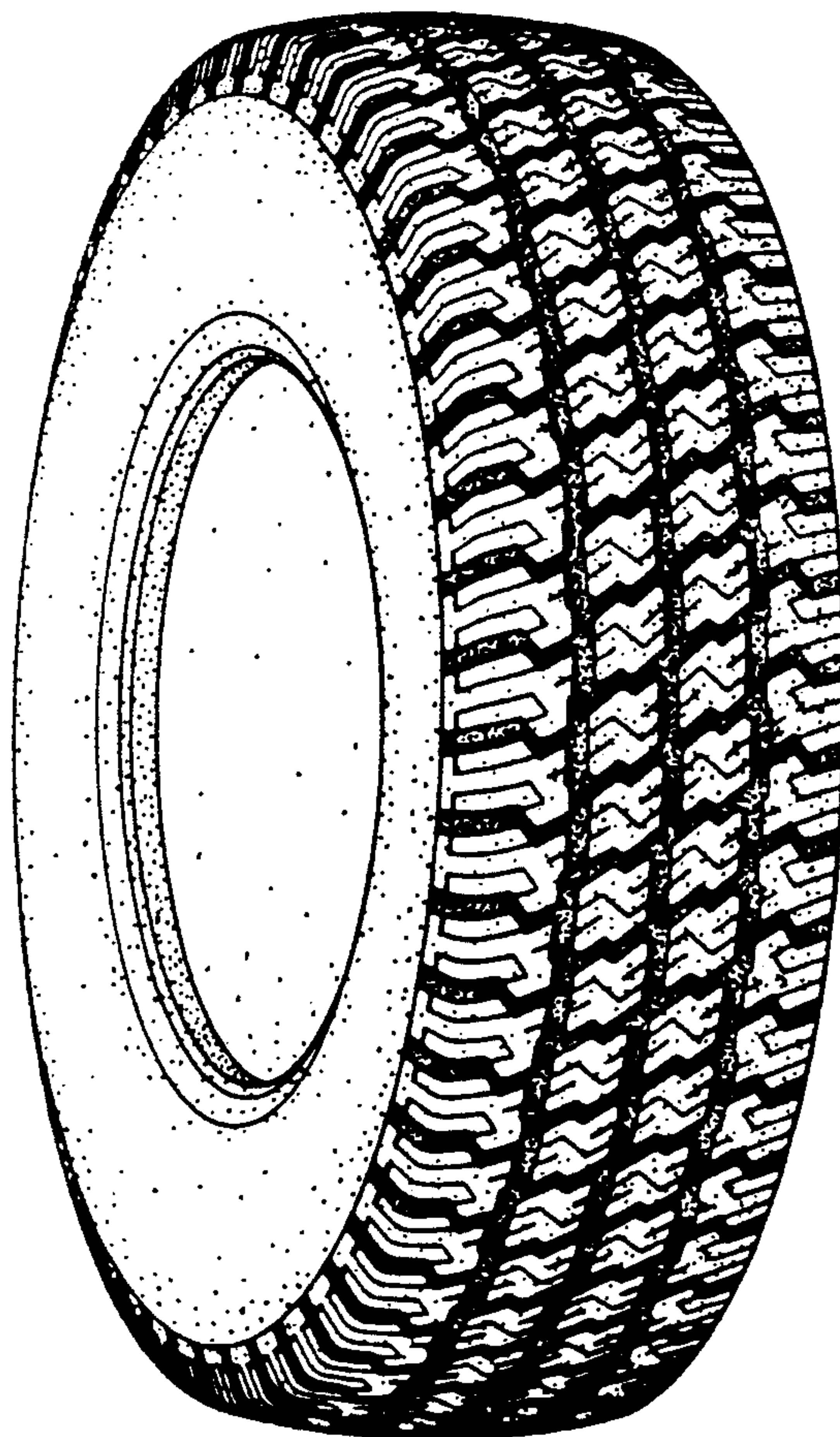


FIG.1

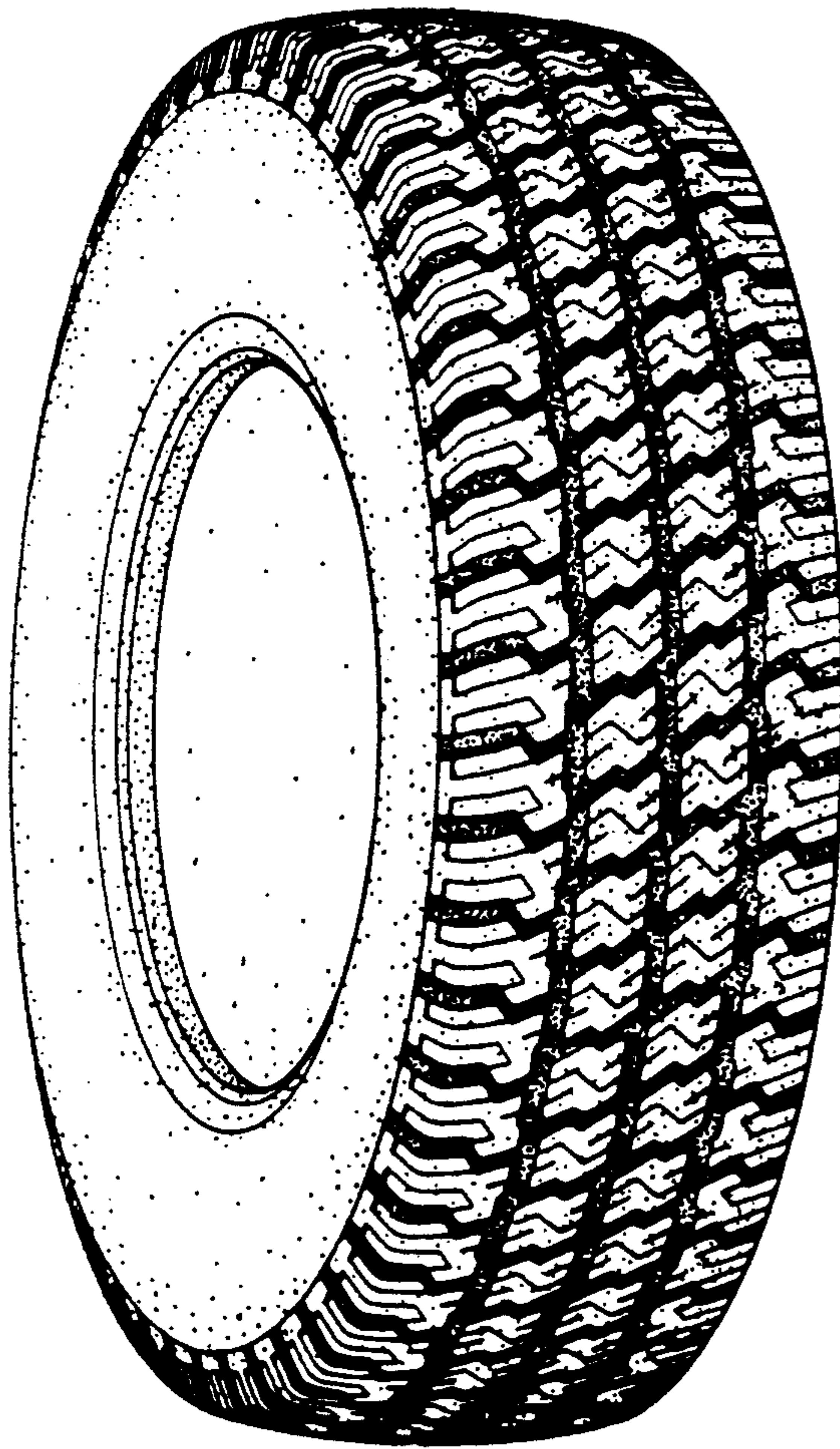


FIG.2




FIG.3

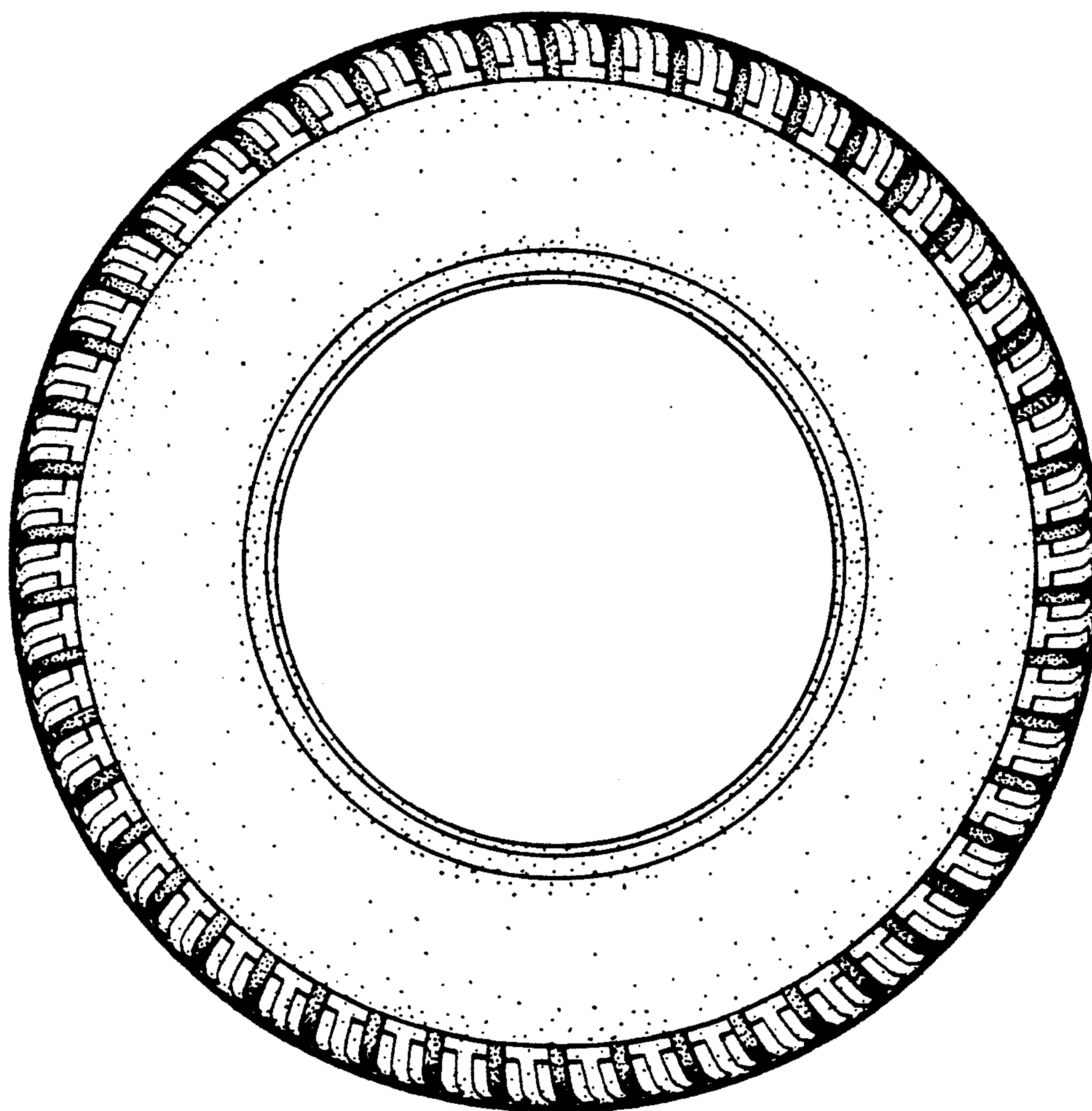


FIG.4




FIG.5

