



US00D345531S

**United States Patent** [19]  
**Goserud**

[11] **Patent Number: Des. 345,531**  
[45] **Date of Patent: \*\* Mar. 29, 1994**

[54] **GOLF BALL NOVELTY**

[76] **Inventor: J. Thomas Goserud, 13818 Sutters Mill Rd., Midlothian, Va. 23112**

[\*\*] **Term: 14 Years**

[21] **Appl. No.: 3,257**

[22] **Filed: Jan. 4, 1993**

D. 246,482 11/1977 Hagland-Ahrnborg ..... D21/64  
D. 259,111 5/1981 Kinney ..... D11/157  
D. 260,864 9/1981 Perry ..... D11/157  
D. 275,468 11/1984 Grant ..... D21/208 X  
D. 279,300 6/1985 Wolf ..... D19/97  
D. 330,524 10/1992 Goserud ..... D11/131

*Primary Examiner*—Bernard Ansher  
*Assistant Examiner*—Dominic Simone  
*Attorney, Agent, or Firm*—Norman B. Rainer

**Related U.S. Application Data**

[63] **Continuation-in-part of Ser. No. 694,264, Apr. 24, 1991, Pat. No. Des. 334,727.**

[52] **U.S. Cl. .... D11/131; D19/97**

[58] **Field of Search ..... D7/622; 428/7.13, 542.2; D11/131, 157; D21/65, 205; D19/97**

[56] **References Cited**

**U.S. PATENT DOCUMENTS**

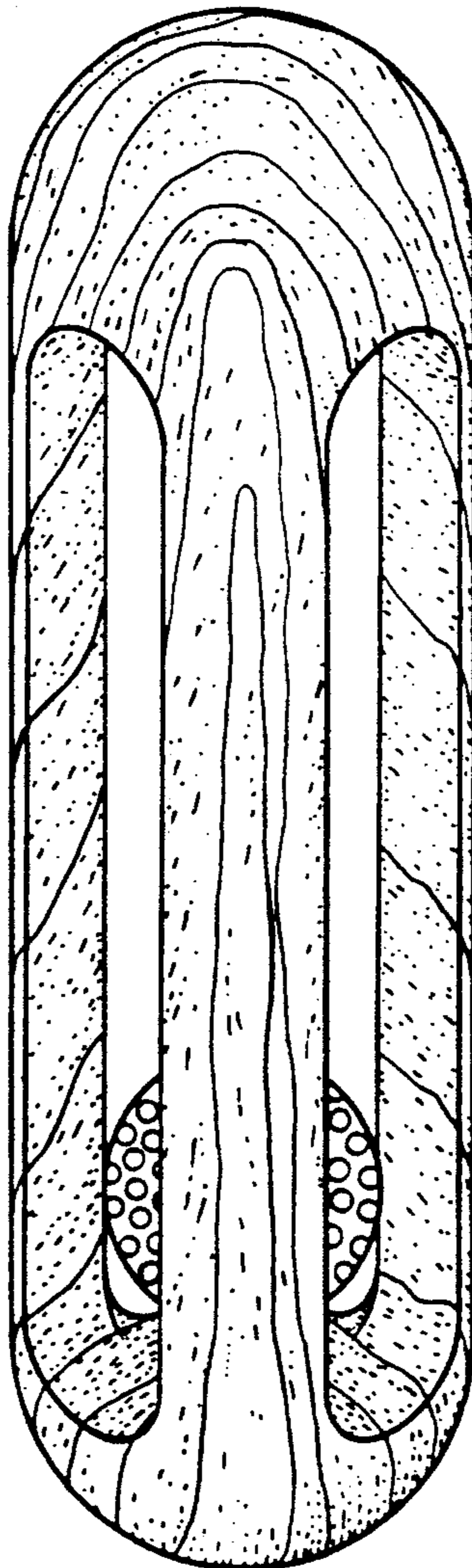
D. 141,522 6/1945 Davidson ..... D21/65

[57] **CLAIM**

The ornamental design for golf ball novelty, as shown and described.

**DESCRIPTION**

FIG. 1 is a top and side perspective view of the golf ball novelty showing my new design; FIG. 2 is a side view thereof, the other three sides being of identical appearance; and, FIG. 3 is a sectional view thereof taken upon the line 3—3 of FIG. 2.



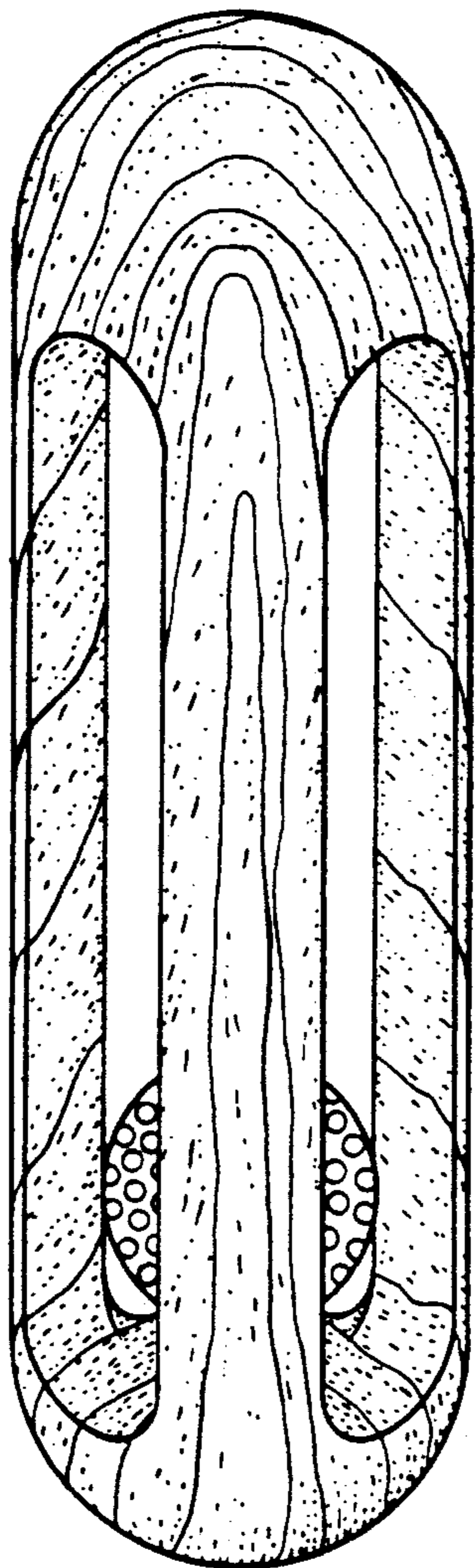


FIG. 1

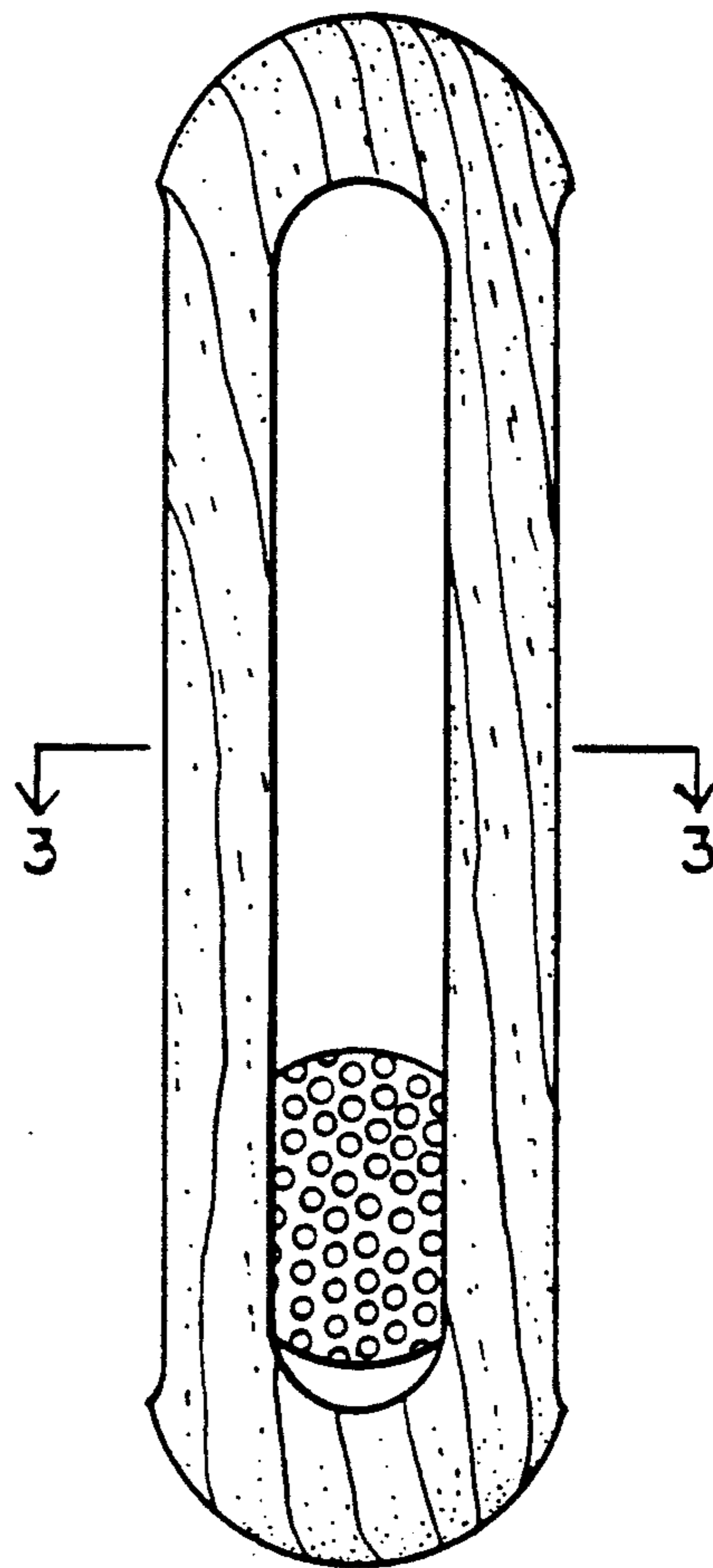


FIG. 2




FIG. 3