



US00D345514S

**United States Patent** [19]  
**Donnelly**

[11] **Patent Number: Des. 345,514**  
[45] **Date of Patent: \*\* Mar. 29, 1994**

- [54] **CUTTING GUIDE AND SQUARE**
- [76] **Inventor: William J. Donnelly, 419 Euclid Ave., Manasquan, N.J. 08736**
- [\*\*] **Term: 14 Years**
- [21] **Appl. No.: 6,564**
- [22] **Filed: Apr. 1, 1993**
- [52] **U.S. Cl. .... D10/65; D10/64**
- [58] **Field of Search ..... 33/429, 474, 475, 476, 33/477, 478, 479, 480, 481, 482; D10/62, 64, 65**

*Primary Examiner*—Alan P. Douglas  
*Assistant Examiner*—Antoine D. Davis  
*Attorney, Agent, or Firm*—Patrick J. Pinto

[57] **CLAIM**

The ornamental design for a cutting guide and square, as shown and described.

**DESCRIPTION**

FIG. 1 is a front perspective view of a cutting guide and square, showing my new design;  
FIG. 2 is a rear perspective view thereof;  
FIG. 3 is a bottom elevational view thereof; and,  
FIG. 4 is a perspective view thereof, this view being taken along line 4—4 of FIG. 3 and showing the cutting guide and square in use.

The broken line showing of a portion of a plank is for illustrative purposes only and forms no part of the claimed design.

[56] **References Cited**

**U.S. PATENT DOCUMENTS**

D. 247,877	5/1978	Hettinga	.....	D10/62
293,497	2/1884	Nash	.....	33/474
760,031	5/1904	Smith	.....	33/480
2,026,274	12/1935	Doyle	.....	33/429

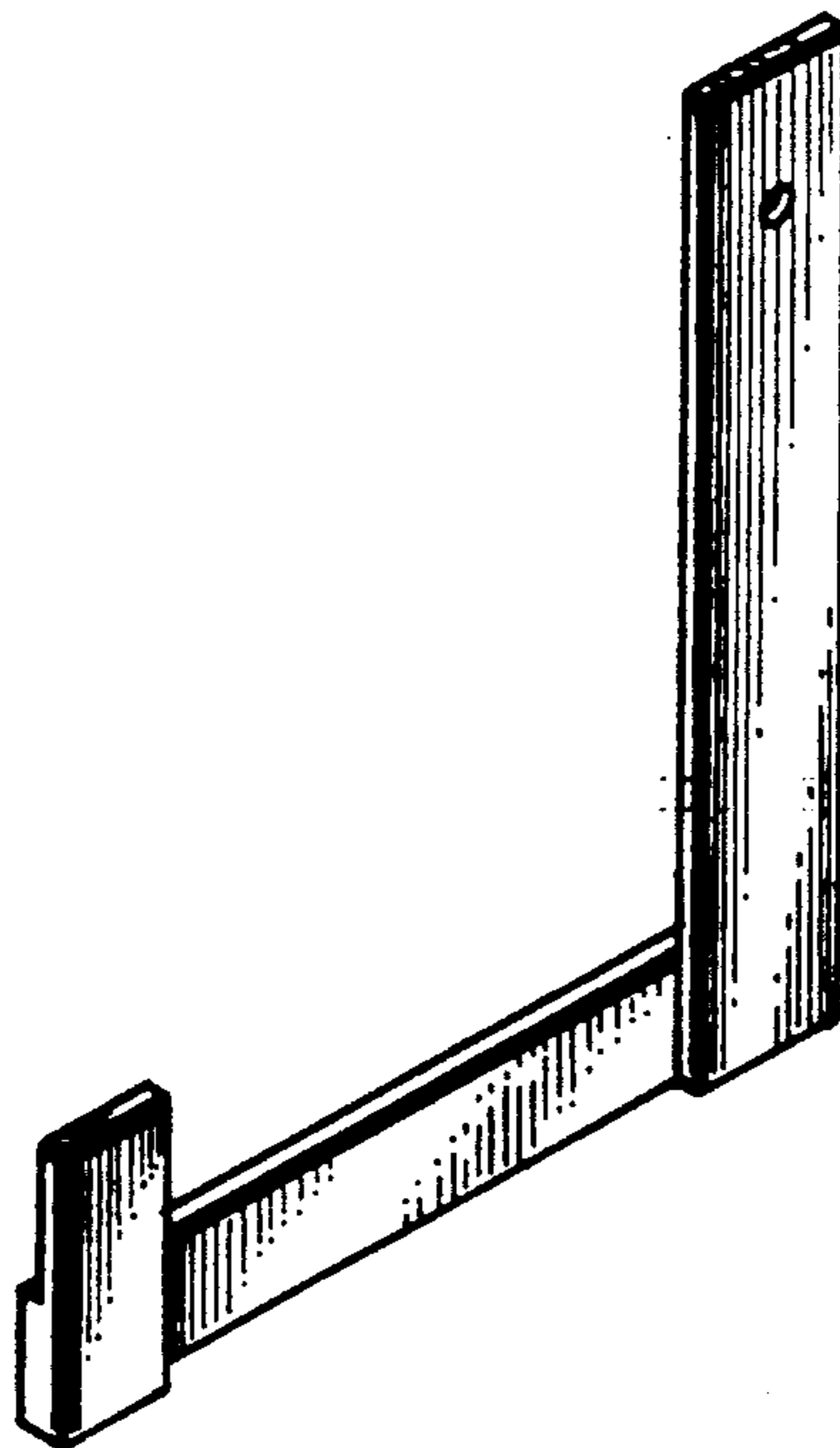


FIG. 1




FIG. 2




FIG. 3

FIG. 4

