



US00D345511S

# United States Patent [19]

[11] Patent Number: **Des. 345,511**

**Petrohilos**

[45] Date of Patent: **\*\* Mar. 29, 1994**

- [54] **COMPONENT FURNITURE DRILL HOLE TEMPLATE**
- [75] Inventor: **Dimitri Petrohilos, London, England**
- [73] Assignee: **Adestia Corporation, Norfolk, Va.**
- [\*\*] Term: **14 Years**
- [21] Appl. No.: **825,857**
- [22] Filed: **Jan. 27, 1992**
- [52] U.S. Cl. .... **D10/64; D10/71**
- [58] Field of Search ..... **33/483-494, 33/566, 562, 563; D10/70, 71, 64, 65; D25/119, 121, 136**

4,998,355 3/1991 Greene ..... 33/582 X

### FOREIGN PATENT DOCUMENTS

143950 2/1954 Sweden ..... 33/492

### OTHER PUBLICATIONS

Chromedge, Counter Nosing; Feb. 1956; p. 52.  
Aluminum Co. of America; Aluminum Moldings K-1375; Feb. 1930; cover.

*Primary Examiner*—Alan P. Douglas  
*Assistant Examiner*—Antoine D. Davis  
*Attorney, Agent, or Firm*—Kalish & Gilster

### [57] CLAIM

The ornamental design for a component furniture drill hole template, as shown and described.

### DESCRIPTION

FIG. 1 is a back elevational view of a component furniture drill hole template constructed in an accordance with and embodying the present invention; FIG. 2 is a side elevational view thereof; FIG. 3 is a front elevational view thereof; and, FIG. 4 is an end elevational view thereof.

### [56] References Cited U.S. PATENT DOCUMENTS

- D. 249,655 9/1978 Gullaksen et al. .... D10/64
- D. 251,252 3/1979 Kamila ..... D10/71 X
- D. 291,287 8/1987 Eisenhauer ..... D10/64
- 463,212 11/1891 Fowler ..... 33/485 X
- 563,579 7/1896 Fearon ..... 33/494 X
- 781,117 1/1905 Willits ..... 33/492 X
- 4,291,467 9/1981 Shultz, Jr. .... 33/563 X
- 4,670,990 6/1987 Horvath ..... 33/562 X

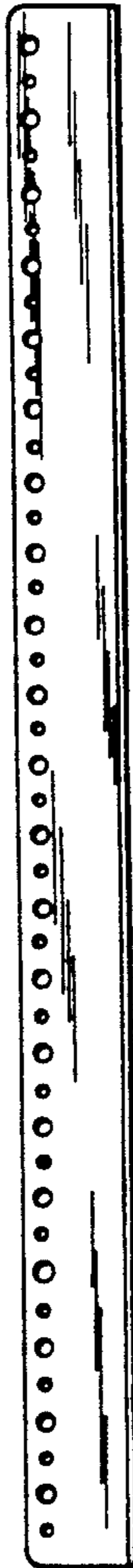


FIG. 1

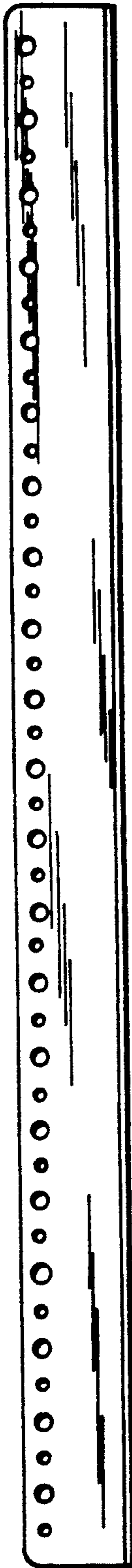


FIG. 2

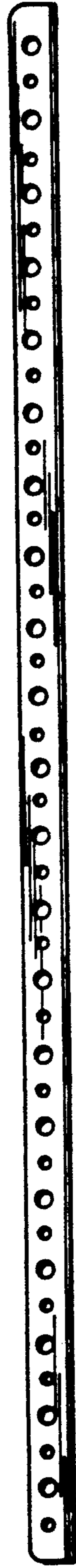


FIG. 3

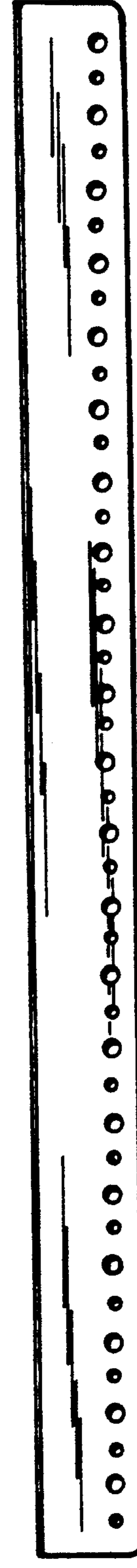


FIG. 4

