



US00D345509S

**United States Patent** [19]  
**d'Huart**

[11] **Patent Number: Des. 345,509**

[45] **Date of Patent: \*\* Mar. 29, 1994**

[54] **WRISTWATCH**

[75] **Inventor: Annabelle d'Huart, Paris, France**

[73] **Assignee: Sarl Taller Design, Paris, France**

[\*\*] **Term: 14 Years**

[21] **Appl. No.: 813,309**

[22] **Filed: Dec. 24, 1991**

[30] **Foreign Application Priority Data**

Jun. 24, 1991 [WO] World Int. Prop. O. ... DM/019,968

[52] **U.S. Cl. .... D10/32; D10/39; D10/126**

[58] **Field of Search ..... 368/276-278, 368/280-282, 285, 318, 322, 323; D10/30-39, 122-126, 128, 129**

[56] **References Cited**

**U.S. PATENT DOCUMENTS**

D. 181,889 1/1958 Taylor ..... D10/39 X

D. 320,356 10/1991 Boyer et al. .... D10/39 X

2,179,294 11/1939 Heit ..... 368/285

*Primary Examiner*—Nelson C. Holtje  
*Assistant Examiner*—Martie Thompson  
*Attorney, Agent, or Firm*—Foley & Lardner

[57] **CLAIM**

The ornamental design for a wristwatch, as shown and described.

**DESCRIPTION**

FIG. 1 is a top plan view of a wristwatch showing my new design with a closed iris closure;  
FIG. 2 is a top plan view thereof with an open iris closure;  
FIG. 3 is a perspective view thereof with the iris closure partially open;  
FIG. 4 is a top plan view thereof;  
FIG. 5 is a perspective view thereof including the watchband;  
FIG. 6 is a right side elevational view thereof, the left side elevational view being a mirror image thereof; and,  
FIG. 7 is a bottom plan view thereof.

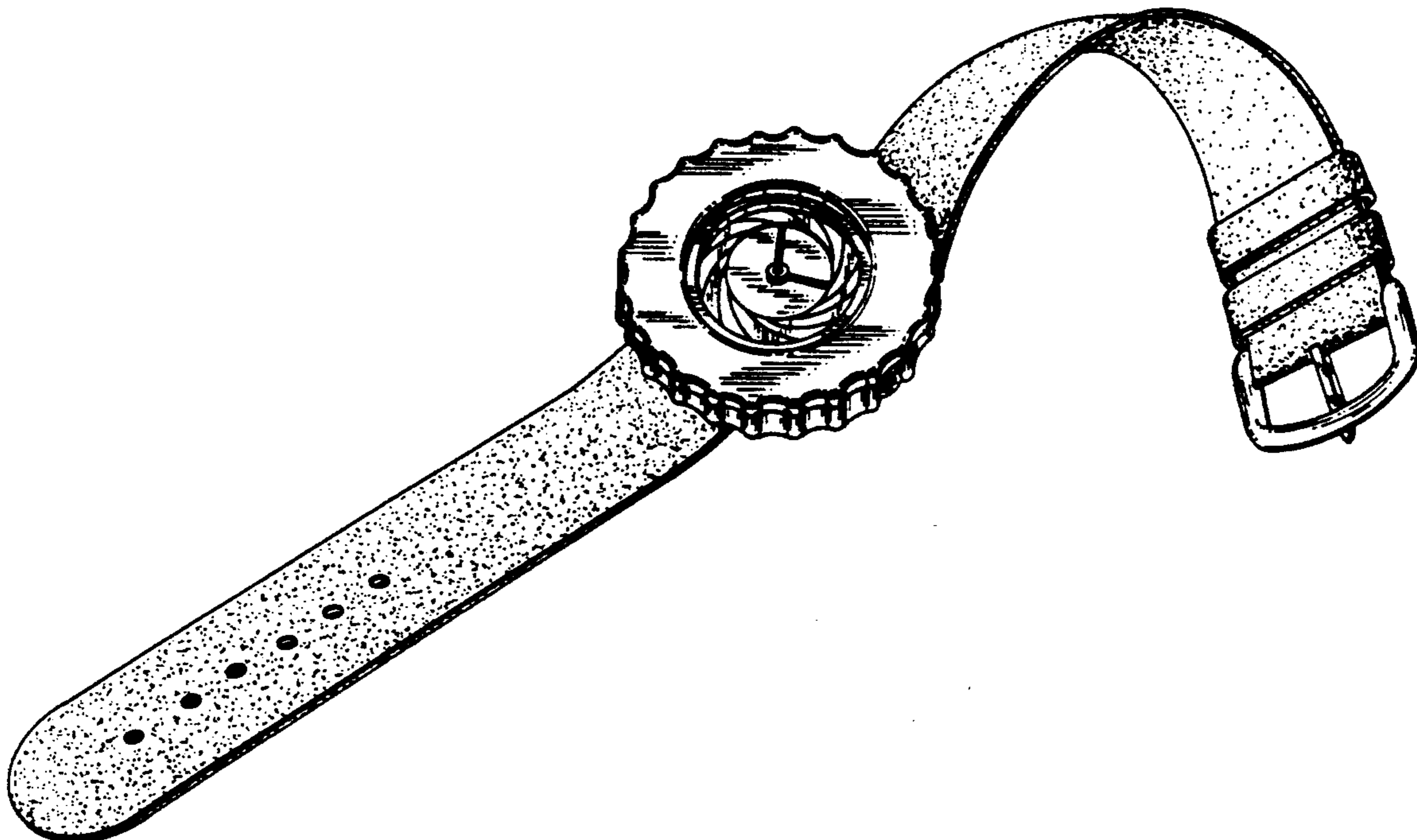


FIG. 1




FIG. 2




FIG. 3

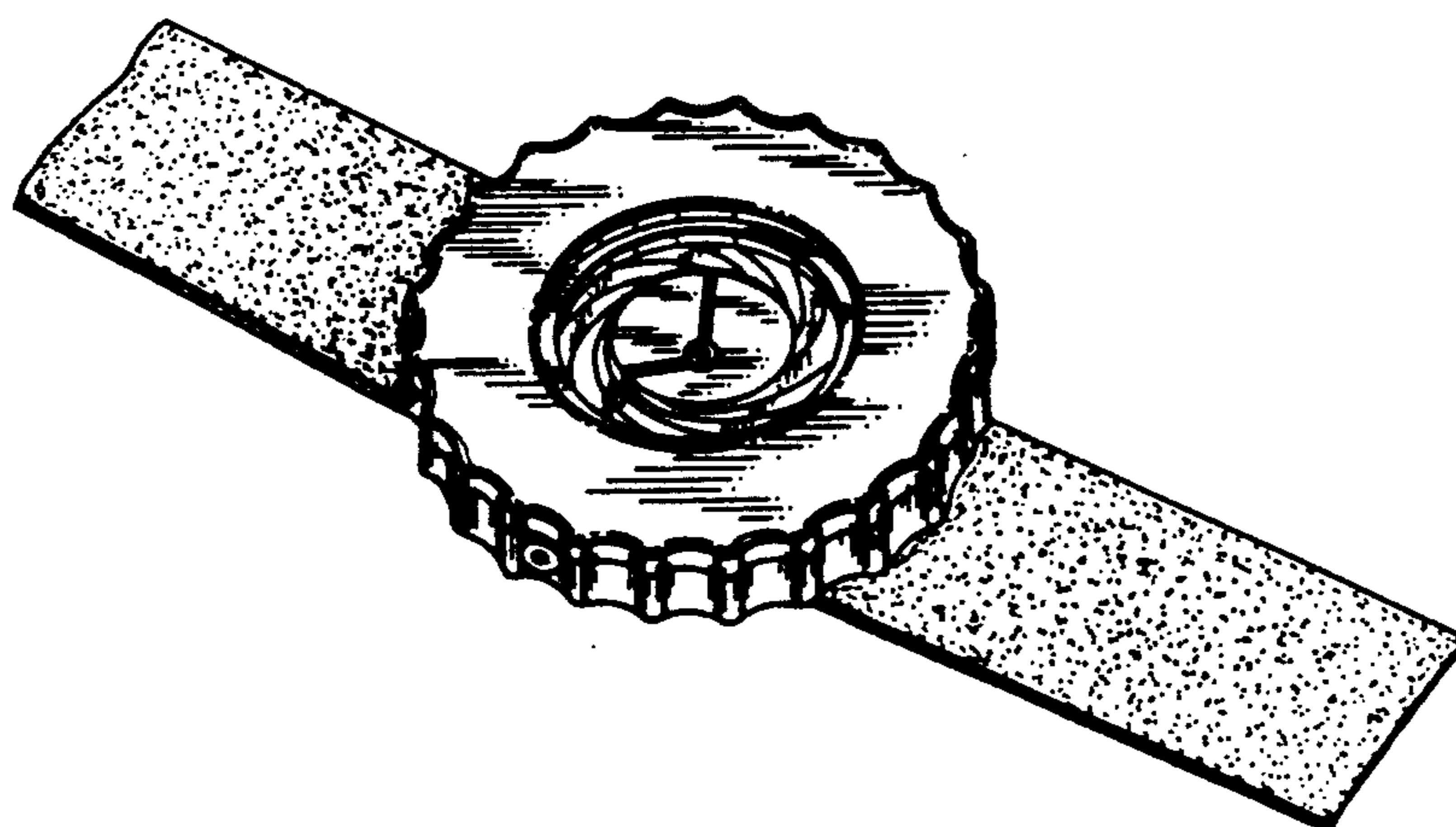


FIG. 4



FIG. 5

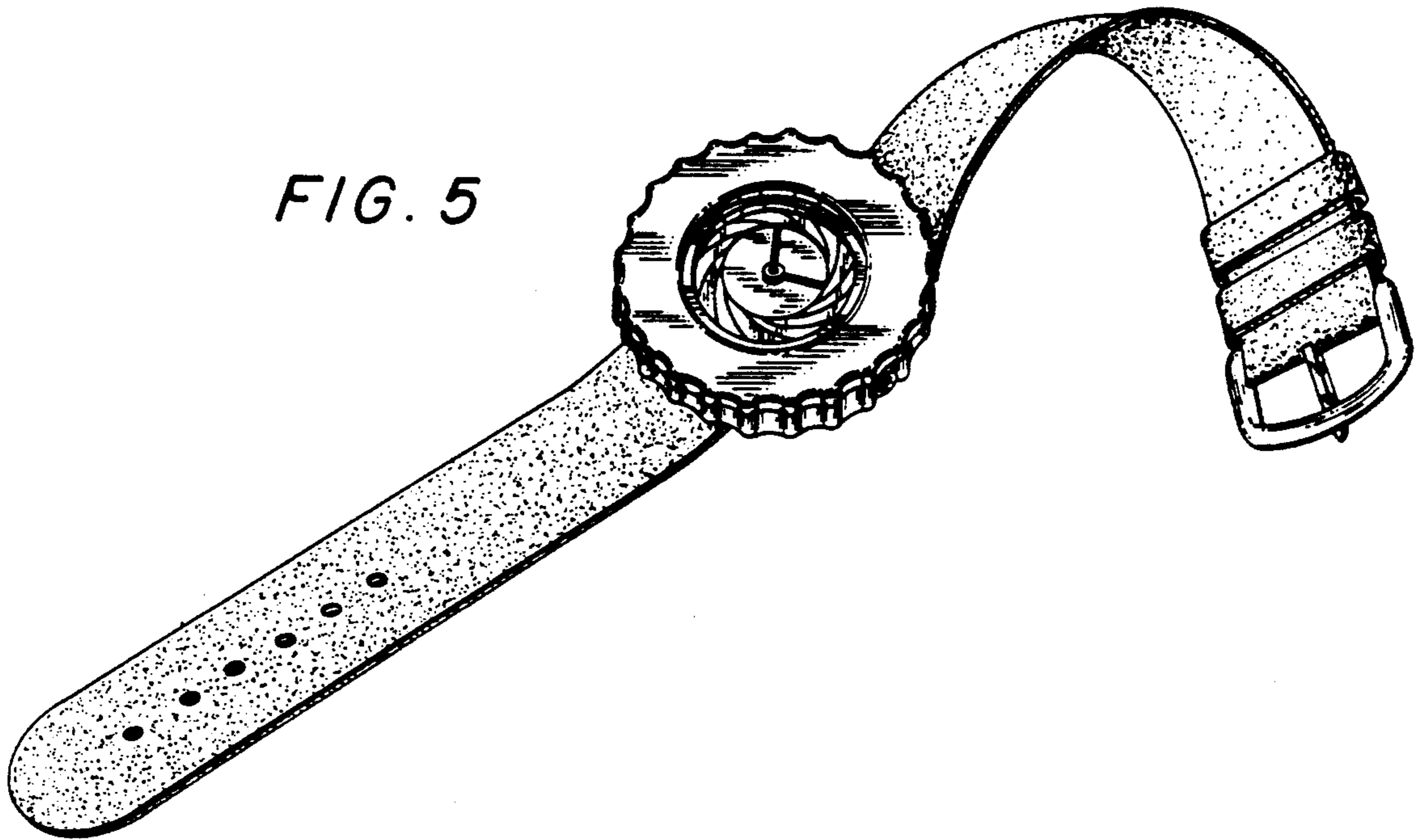


FIG. 6



FIG. 7

