



US00D345452S

United States Patent [19]
Lucas

[11] **Patent Number: Des. 345,452**
[45] **Date of Patent: ** Mar. 29, 1994**

[54] **LACE ELEMENT FOR A SHOE UPPER**
[75] **Inventor: Robert J. Lucas, Portland, Oreg.**
[73] **Assignee: Nike, Inc., Beaverton, Oreg.**
[**] **Term: 14 Years**
[21] **Appl. No.: 9,028**
[22] **Filed: Jun. 4, 1993**
[52] **U.S. Cl. D2/973**
[58] **Field of Search D2/264, 263, 308-314;**
36/50.1, 45, 83, 84, 89, 100-107, 112-114, 132,
136; 24/712.2-712.7

Spring '89 Nike catalog, published Jun. 1988, pp. 28, 30, 40, 50, 62, 66, 140.
Fall '91 Nike catalog, published Dec. 1990, pp. 8, 14, 32, 34, 38, 40, 42, 46, 56, 74.
Fall '90 Nike catalog, published Dec. 1989, pp. 4, 24, 30, 32, 34, 40, 56, 62, 70, 80, 110.
Spring '90 Nike catalog, published Jun. 1989, pp. 8, 22, 24, 26, 28, 36, 40, 56, 58, 62, 66, 72, 120.
Spring '91 Nike catalog, published Jun. 1990, pp. 28, 32, 42, 54, 82, 86, 88, 116.
Fall '92 Nike catalog, published Dec. 1991, p. 100.
Spring '92 Nike catalog, published May 1991, pp. 8, 32, 40, 52, 54.
Spring '93 Nike catalog, published Jun. 1992, p. 20, 22, 34.

[56] **References Cited**
U.S. PATENT DOCUMENTS
D. 293,270 12/1987 Radford D2/313
D. 302,898 8/1989 Greenberg D12/313
D. 305,380 1/1990 Claveria D12/313
D. 305,477 1/1990 Maccano et al. D2/313
D. 307,508 5/1990 Miller et al. D2/313
D. 312,919 12/1990 Aveni D2/313
D. 314,079 1/1991 Aveni D2/313
D. 322,521 1/1993 McDonald D2/314
D. 322,712 12/1991 Aveni D2/313
D. 324,760 3/1992 Rogers D2/313
D. 325,664 4/1992 Kittle .
D. 328,384 8/1992 Rogers et al. D2/314
4,559,723 12/1985 Hamy et al. 36/102
4,670,998 6/1987 Pastermak 36/114
5,184,378 2/1993 Batra 36/50.1 X

OTHER PUBLICATIONS
Spring '88 Nike catalog, published Jun. 1987 pp. 38,44.
Fall '89 Nike catalog, published Dec. 1988, pp. 22, 24, 40, 44, 54, 58, 76, 80, 102, 120.

Primary Examiner—Louis S. Zarfaz
Attorney, Agent, or Firm—Banner, Birch, McKie & Beckett

[57] **CLAIM**
The ornamental design for a lace element for a shoe upper, as shown and described.

DESCRIPTION
FIG. 1 is an elevational view of a lace element for a shoe upper showing my new design;
FIG. 2 is a cross section view taken along line 2—2 of FIG. 1;
FIG. 3 is a cross section view taken along line 3—3 of FIG. 1;
FIG. 4 is a cross section view taken along line 4—4 of FIG. 1; and,
FIG. 5 is a top plan view thereof.
The broken line showing of a shoe upper or a portion thereof in FIGS. 1 and 5 is for illustrative purposes and forms no part of the claimed design.

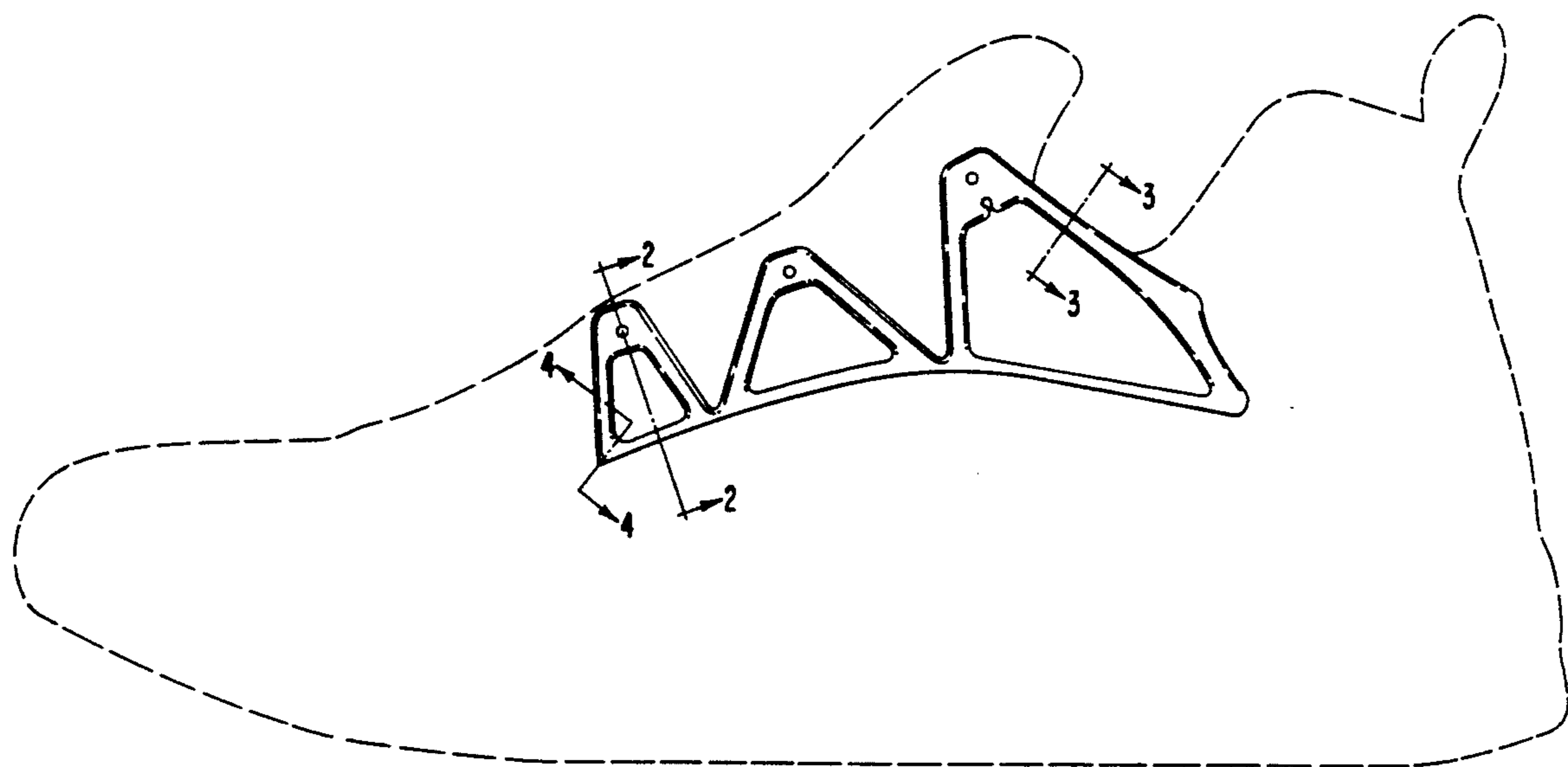


FIG. 2




FIG. 3



FIG. 1

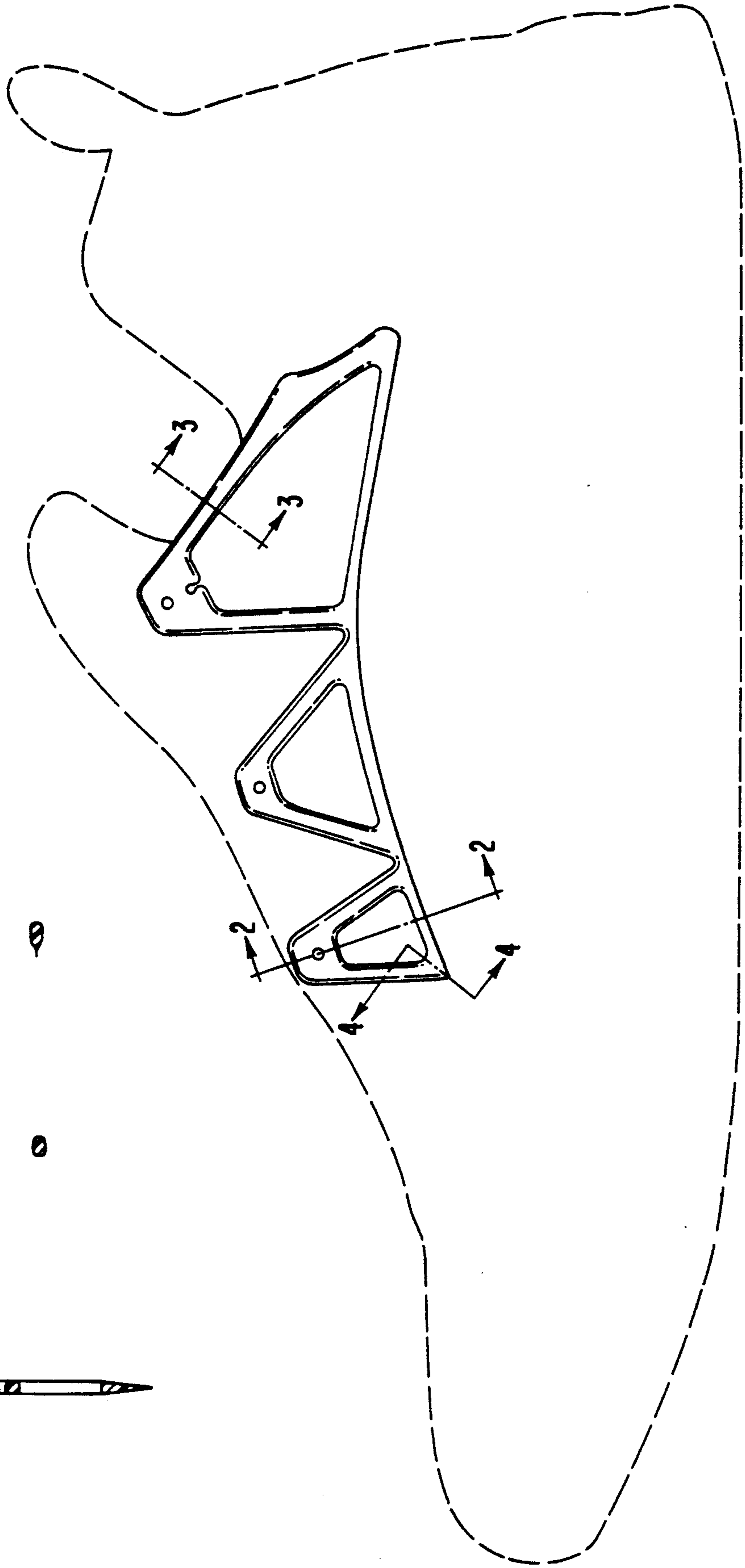


FIG. 5

