



US00D345449S

# United States Patent [19]

[11] Patent Number: **Des. 345,449**

**Armstrong**

[45] Date of Patent: **\*\* Mar. 29, 1994**

[54] **SAFETY TOE POCKET**

[76] Inventor: **Mickey L. Armstrong**, 321 SW. 13th St., Perryton, Tex. 79070

[\*\*] Term: **14 Years**

[21] Appl. No.: **665,002**

[22] Filed: **Mar. 5, 1991**

[52] U.S. Cl. .... **D2/913**

[58] Field of Search ..... **D2/264, 265, 271, 277, D2/314; 36/2 R, 2 B, 8.3, 71.5, 72 R, 72 B, 73, 77 R, 92, 107, 108, 132, 136**

[56] **References Cited**

**U.S. PATENT DOCUMENTS**

- D. 152,009 12/1948 Lyons ..... D2/277
- D. 178,581 8/1956 Shusterman ..... D2/277
- D. 322,353 12/1991 Bennett ..... D2/277
- 1,023,417 4/1912 De Vore ..... D2/277 X

**OTHER PUBLICATIONS**

Occupational Hazards, Nov. 1961, p. 70—"Sankey" Toe Guard at top left.

*Primary Examiner*—Louis S. Zarfaz  
*Attorney, Agent, or Firm*—S. Michael Bender

[57] **CLAIM**

The ornamental design for a safety toe pocket, as shown and described.

**DESCRIPTION**

FIG. 1 is a front elevational view of the safety toe pocket showing my new design;  
 FIG. 2 is a rear elevational view thereof;  
 FIG. 3 is a left side elevational view thereof;  
 FIG. 4 is a right side elevational view thereof;  
 FIG. 5 is a top plan view thereof;  
 FIG. 6 is a bottom plan view thereof; and,  
 FIG. 7 is a perspective view thereof.




FIG. 1




FIG. 2




FIG. 3

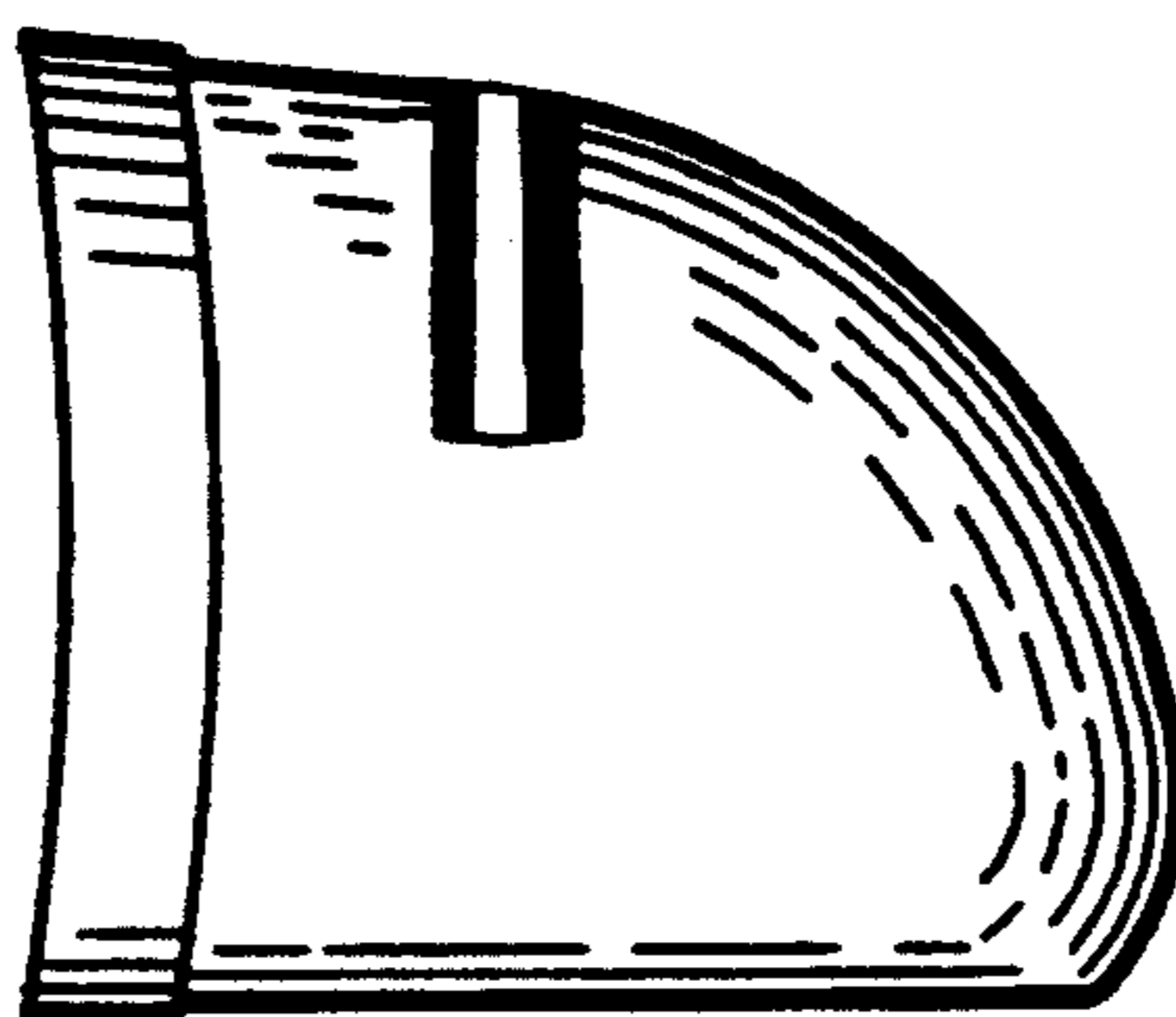


FIG. 4




FIG. 5




FIG. 6

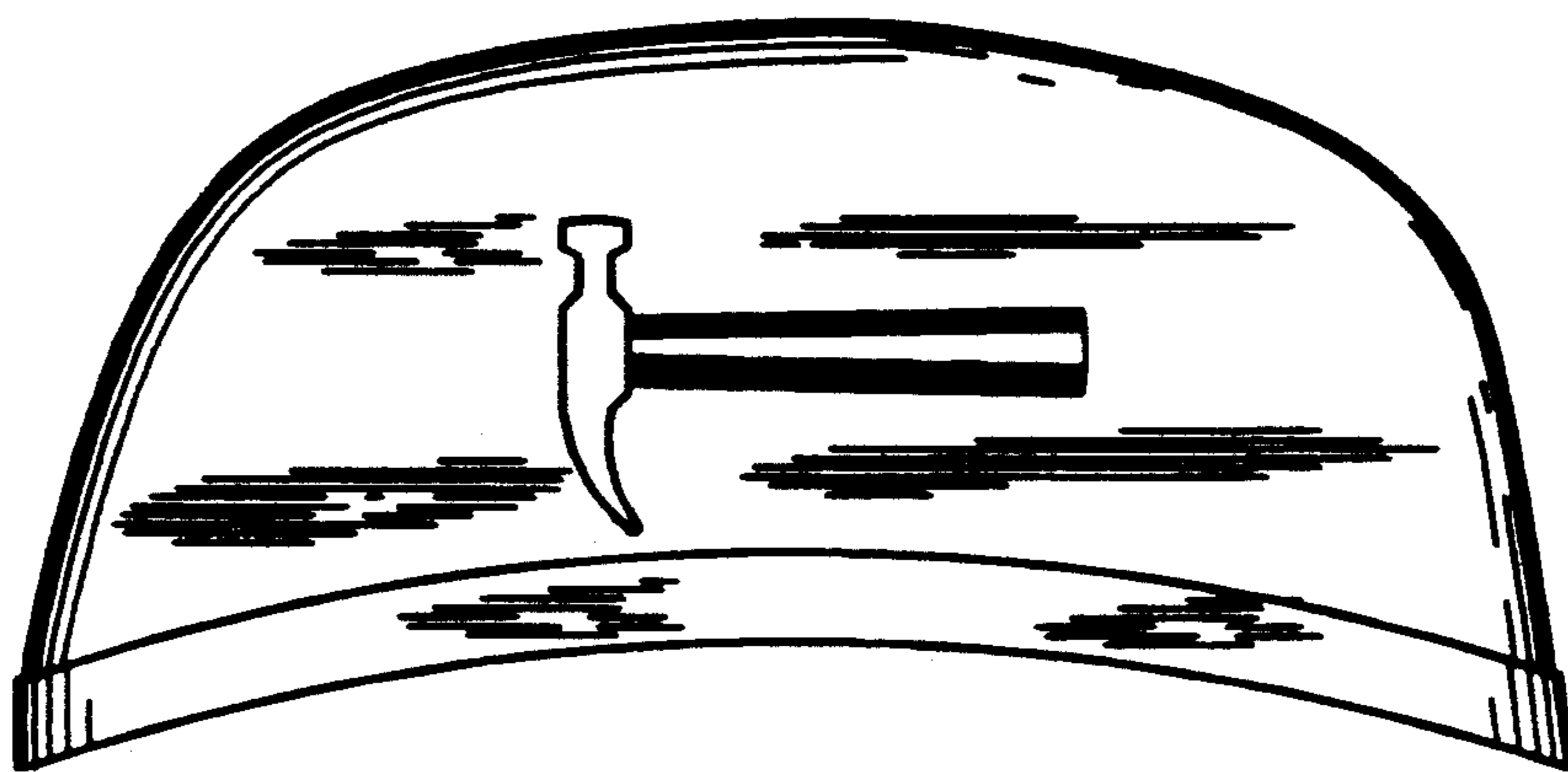


FIG. 7

