



US00D345447S

United States Patent [19]

[11] Patent Number: **Des. 345,447**

Lapsker et al.

[45] Date of Patent: **** Mar. 29, 1994**

[54] SUN VISOR

[56]

References Cited

U.S. PATENT DOCUMENTS

[75] Inventors: **Joshua Lapsker, Thornhill; Lawrie McIntosh, Mississauga, both of Canada**

D. 267,752	2/1983	Fairbrother	D2/244 XR
757,854	4/1904	Wickersham	2/12
1,435,533	11/1922	Knackstedt	2/124 R
2,406,598	8/1946	Flood	2/12
4,621,378	11/1986	Hatchman	2/12 XR
4,856,116	8/1989	Sullivan	2/124 R
5,105,476	4/1992	Cox	2/12

[73] Assignee: **Starline Industries Inc., Ontario, Canada**

Primary Examiner—Bernard Ansher
Assistant Examiner—Paula Mortimer
Attorney, Agent, or Firm—Bachman & LaPointe

[**] Term: **14 Years**

[21] Appl. No.: **886,972**

[57] CLAIM

[22] Filed: **May 21, 1992**

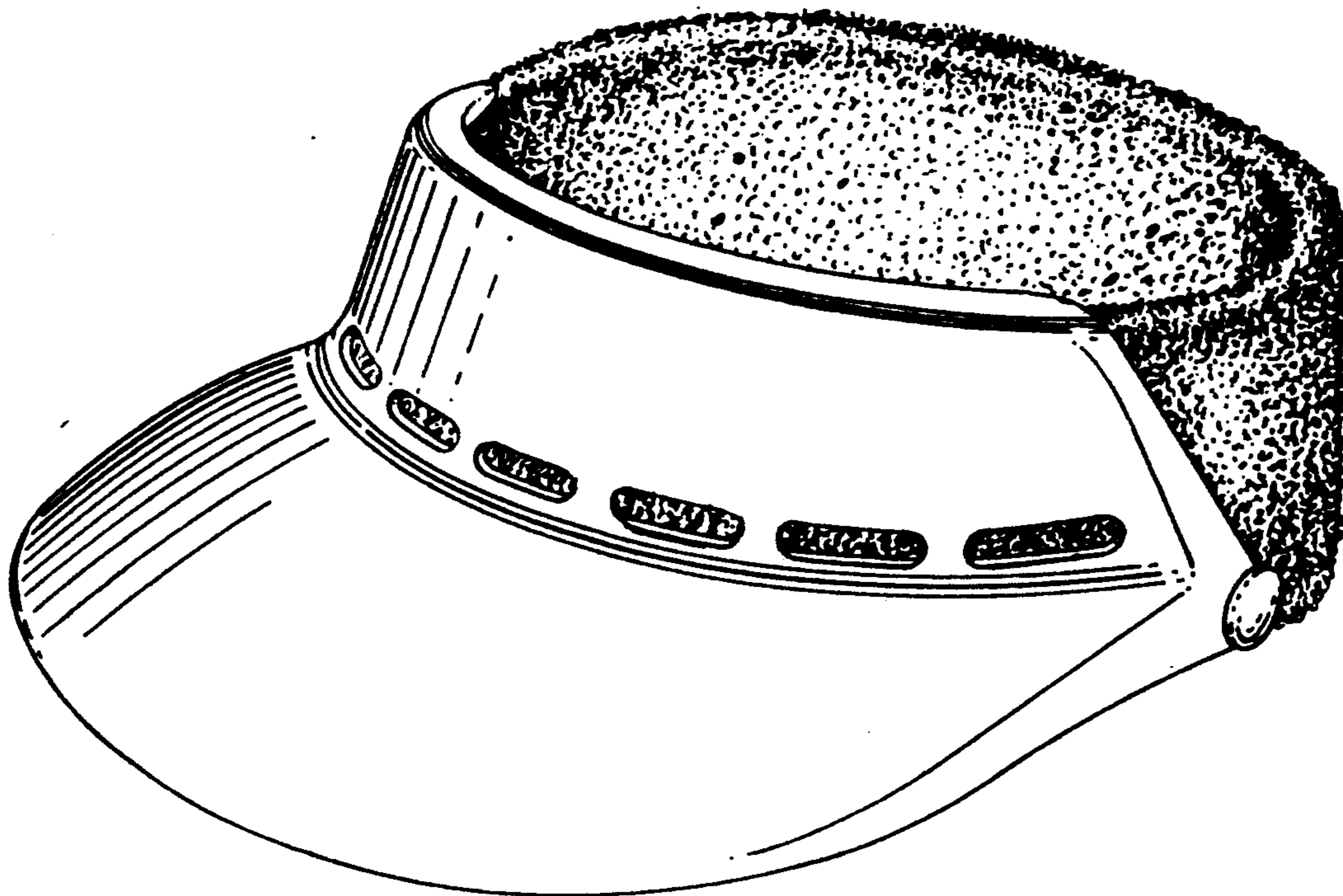
The ornamental design for the sun visor, as shown and described.

[30] Foreign Application Priority Data

DESCRIPTION

Dec. 6, 1991 [CA] Canada 06-12-91-2
[52] U.S. Cl. **D2/876**
[58] Field of Search D2/244, 247, 253, 512, D2/513, 514; 2/12, 197, 2, DIG. 11, 175, 195, 209.1, 200, 171, 196, 181, 175, 199; D29/15, 17

FIG. 1 is a perspective view of the sun visor;
FIG. 2 is a top plan view of the sun visor of FIG. 1;
FIG. 3 is a side view of the sun visor of FIG. 1;
FIG. 4 is a front view of the sun visor of FIG. 1;
FIG. 5 is a rear view of the sun visor of FIG. 1; and,
FIG. 6 is a bottom plan view of the sun visor of FIG. 1.






Fig. 1

Fig. 2

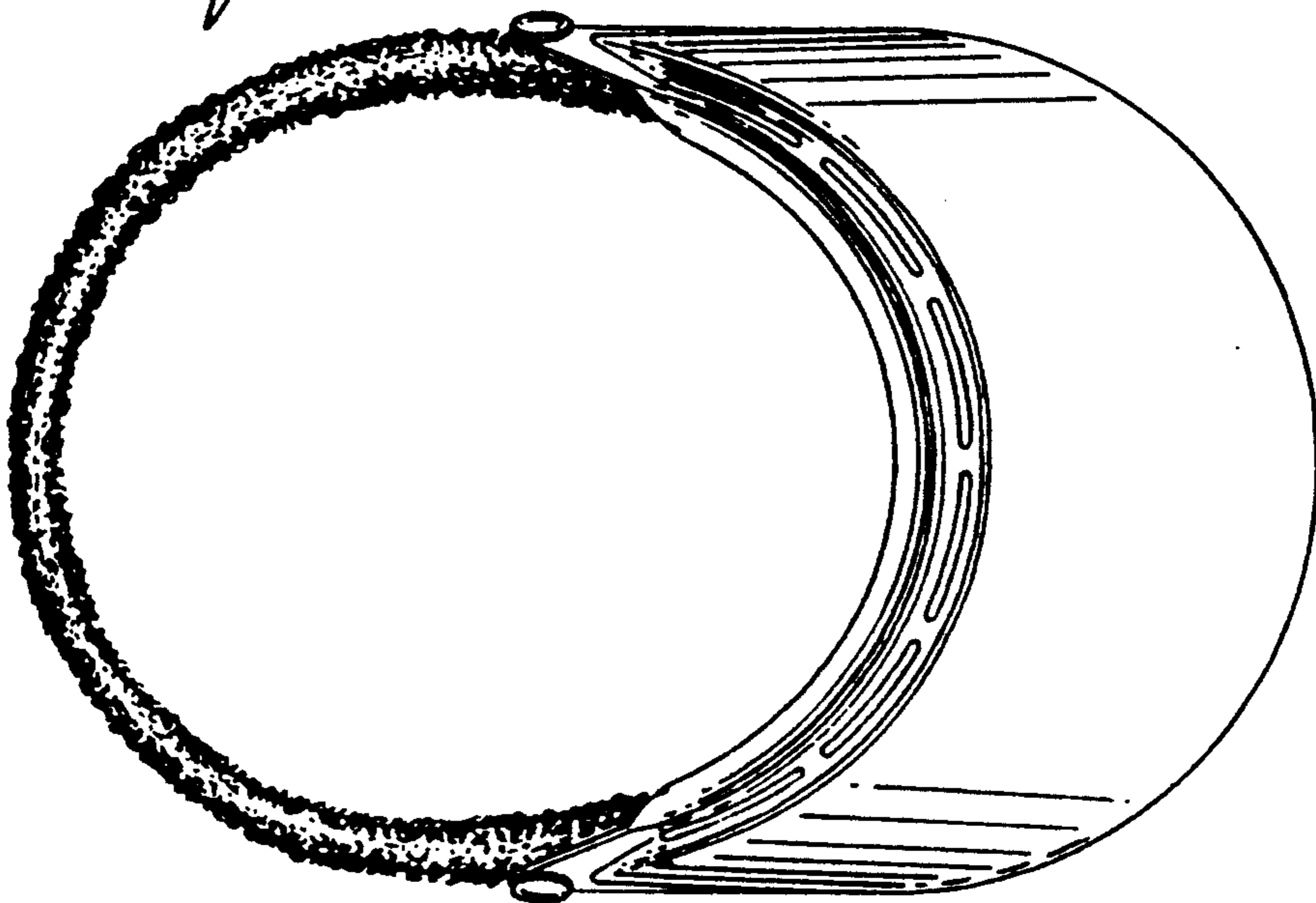


Fig. 3




Fig. 4





Fig. 5



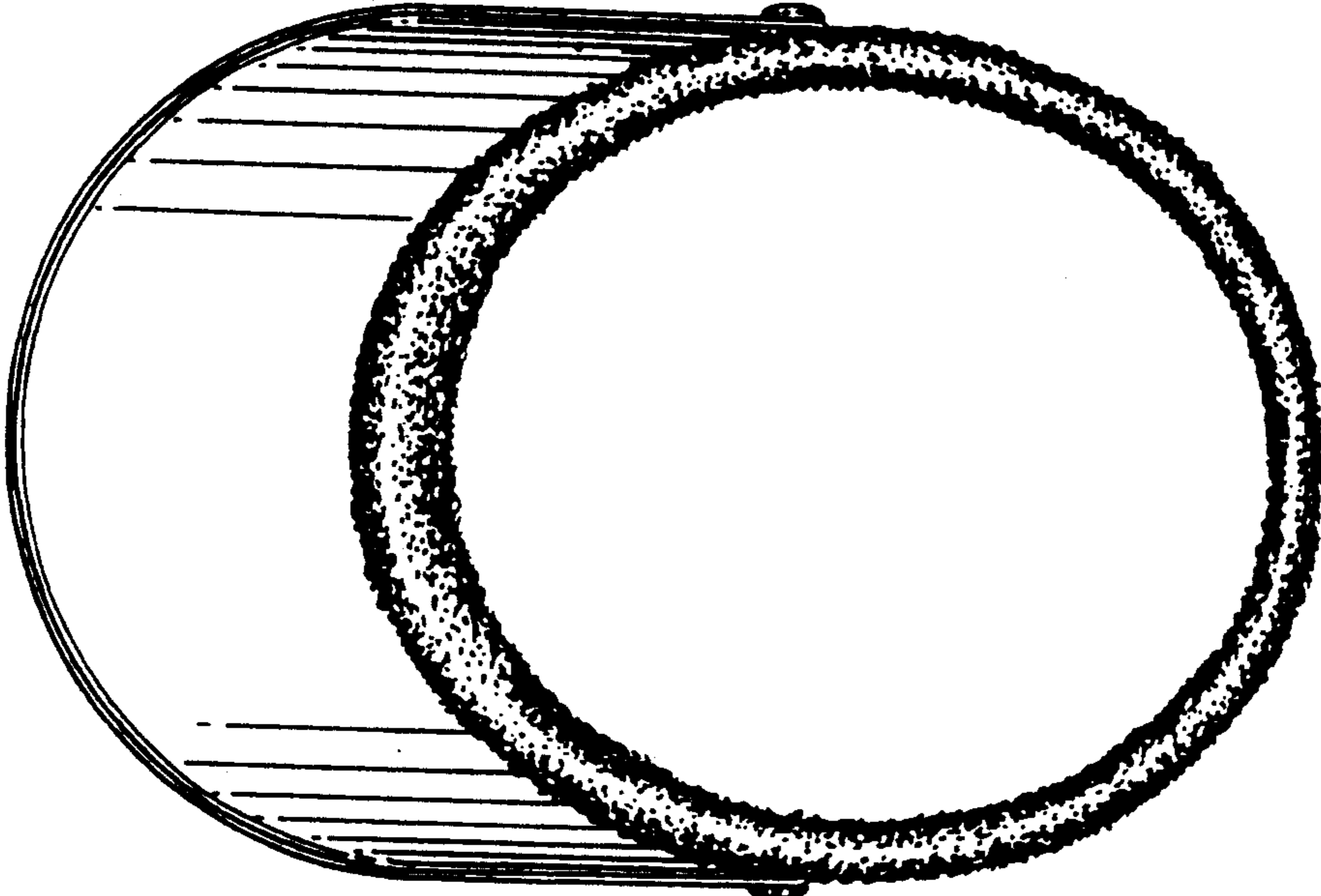


Fig. 6