



US00D345435S

United States Patent [19]
McLaughlin, II

[11] **Patent Number: Des. 345,435**
[45] **Date of Patent: ** Mar. 22, 1994**

[54] **DECORATIVE LIGHT ENCLOSURE**

[76] **Inventor: William E. McLaughlin, II, Box 4356
Woodland Acres R.R. #4, Berwick,
Pa. 18603**

[**] **Term: 14 Years**

[21] **Appl. No.: 3,614**

[22] **Filed: Jan. 11, 1993**

[52] **U.S. Cl. D26/125; D11/121;
D21/168; D26/94**

[58] **Field of Search 362/806, 808, 124;
428/3, 7, 11; D9/311, 312, 316; D26/4, 73, 94,
99, 100, 125, 126; D11/117, 121, 160; D21/155,
168**

[56] **References Cited**

U.S. PATENT DOCUMENTS

D. 157,235	2/1950	Brown	D11/160
D. 192,388	3/1962	DeKolb	D9/312
D. 234,941	4/1975	Gottsegen	D9/312
D. 296,807	7/1988	Shaw et al.	D21/168
2,484,776	10/1949	Zent et al.	

2,748,260 5/1956 Nelson .
3,967,019 6/1976 Magee .
4,833,580 5/1989 Allen .
4,939,004 7/1990 Fuss .


Primary Examiner—Susan J. Lucas

[57] **CLAIM**

The ornamental design for a decorative light enclosure, as shown and described.

DESCRIPTION

FIG. 1 is a perspective view of a decorative light enclosure showing my new design;
FIG. 2 is a front elevational view thereof;
FIG. 3 is a bottom view thereof;
FIG. 4 is a top view thereof;
FIG. 5 is a right side view thereof;
FIG. 6 is a left side view thereof; and,
FIG. 7 is an environmental front elevational view thereof, with a portion broken away to reveal the interior of the design.
The broken line showing of a light fixture in FIG. 7 is for illustrative purposes only and forms no part of the claimed design.






FIG. 1




FIG. 2

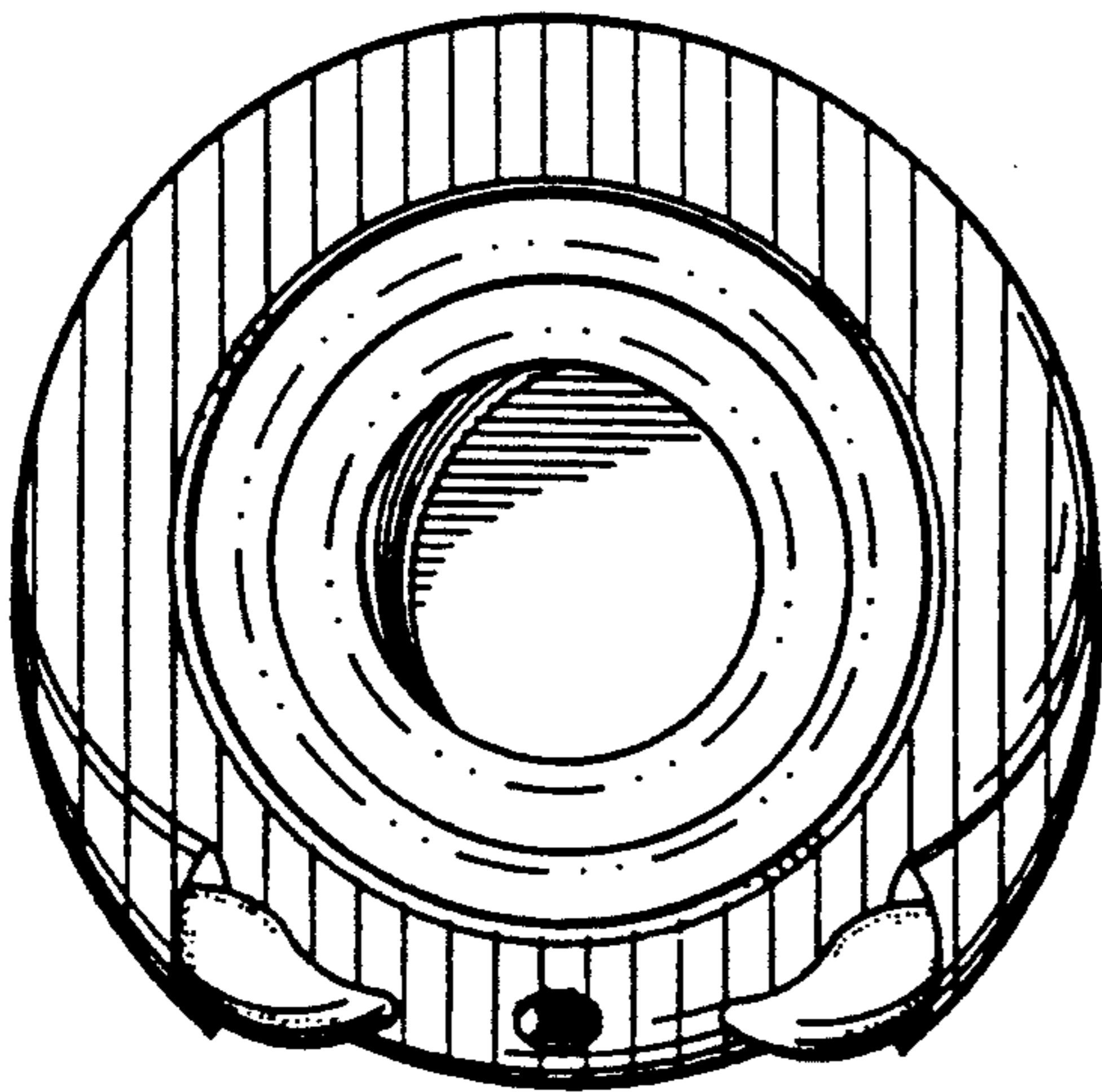


FIG. 3

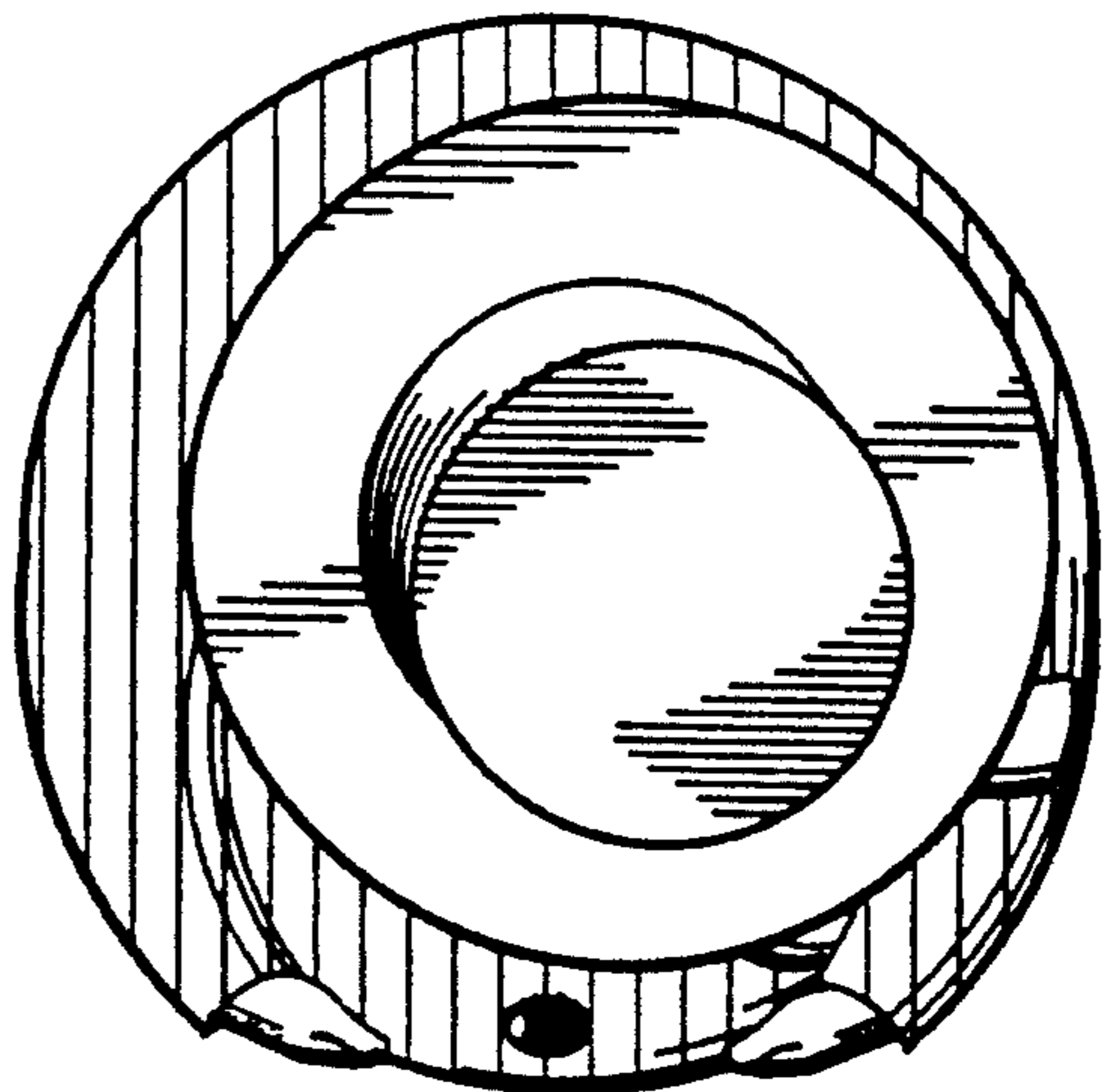


FIG. 4




FIG. 5




FIG. 6




FIG. 7