



US00D345399S

United States Patent [19]

[11] Patent Number: Des. 345,399

Pachol et al.

[45] Date of Patent: ** Mar. 22, 1994

[54] TOY FISH SANDWICH

[75] Inventors: Stephen J. Pachol, Naperville, Ill.; Ferenc Fekete, Huntington Beach, Calif.

[73] Assignee: M-B Sales, A Division of the Havi Group L.P., Westmont, Ill.

[**] Term: 14 Years

[21] Appl. No.: 892,367

[22] Filed: Jun. 2, 1992

[52] U.S. Cl. D21/109; D1/111

[58] Field of Search 446/226, 228, 386, 391; D1/101, 108, 106, 111; D21/59, 109, 148, 155, 157, 168

[56] References Cited

U.S. PATENT DOCUMENTS

- D. 216,660 3/1970 Corn D21/148
- D. 254,224 2/1980 Papas .
- D. 268,530 4/1983 Ament .
- D. 269,818 7/1983 Ament .
- D. 271,404 11/1983 Chan D21/155
- D. 274,075 5/1984 Doe .
- D. 276,636 12/1984 Paczko .
- D. 276,637 12/1984 Paczko .
- D. 277,216 1/1985 Paczko .
- D. 278,731 5/1985 Cohorst et al. .
- D. 279,699 7/1985 Coyne D21/168
- D. 280,374 9/1985 Breslow et al. .
- D. 292,810 11/1987 Klemans .
- D. 295,653 5/1988 Colclasure D21/155
- D. 310,696 9/1980 Satoh .
- D. 311,044 10/1990 Satoh .

- D. 311,559 10/1990 Satoh .
- D. 311,560 10/1990 Satoh .
- D. 312,285 11/1990 Kolton .
- D. 312,673 12/1990 Kataoka .
- D. 312,674 12/1990 Satoh .
- D. 312,848 12/1990 Kataoka .
- D. 312,849 12/1990 Kataoka .
- D. 312,850 12/1980 Kataoka .
- D. 312,851 12/1990 Kataoka .
- D. 313,261 12/1990 Satoh .
- D. 313,440 1/1991 Satoh .
- D. 314,999 2/1991 Kataoka .

OTHER PUBLICATIONS

"We're Cookin" Fisher-Price Catalog 1987 p. 2, bottom center of page.

Primary Examiner—Bernard Ansher
Assistant Examiner—R. Barkai
Attorney, Agent, or Firm—William Brinks Hofer Gilson & Lione

[57] CLAIM

The ornamental design for a toy fish sandwich, as shown and described.

DESCRIPTION

FIG. 1 is a perspective view of a toy fish sandwich showing our new design; FIG. 2 is a top plan view thereof; FIG. 3 is a front elevation view thereof; FIG. 4 is a side elevation view thereof; FIG. 5 is a side elevation view thereof opposite that shown in FIG. 4; FIG. 6 is a rear elevation view thereof; and, FIG. 7 is a bottom plan view thereof.

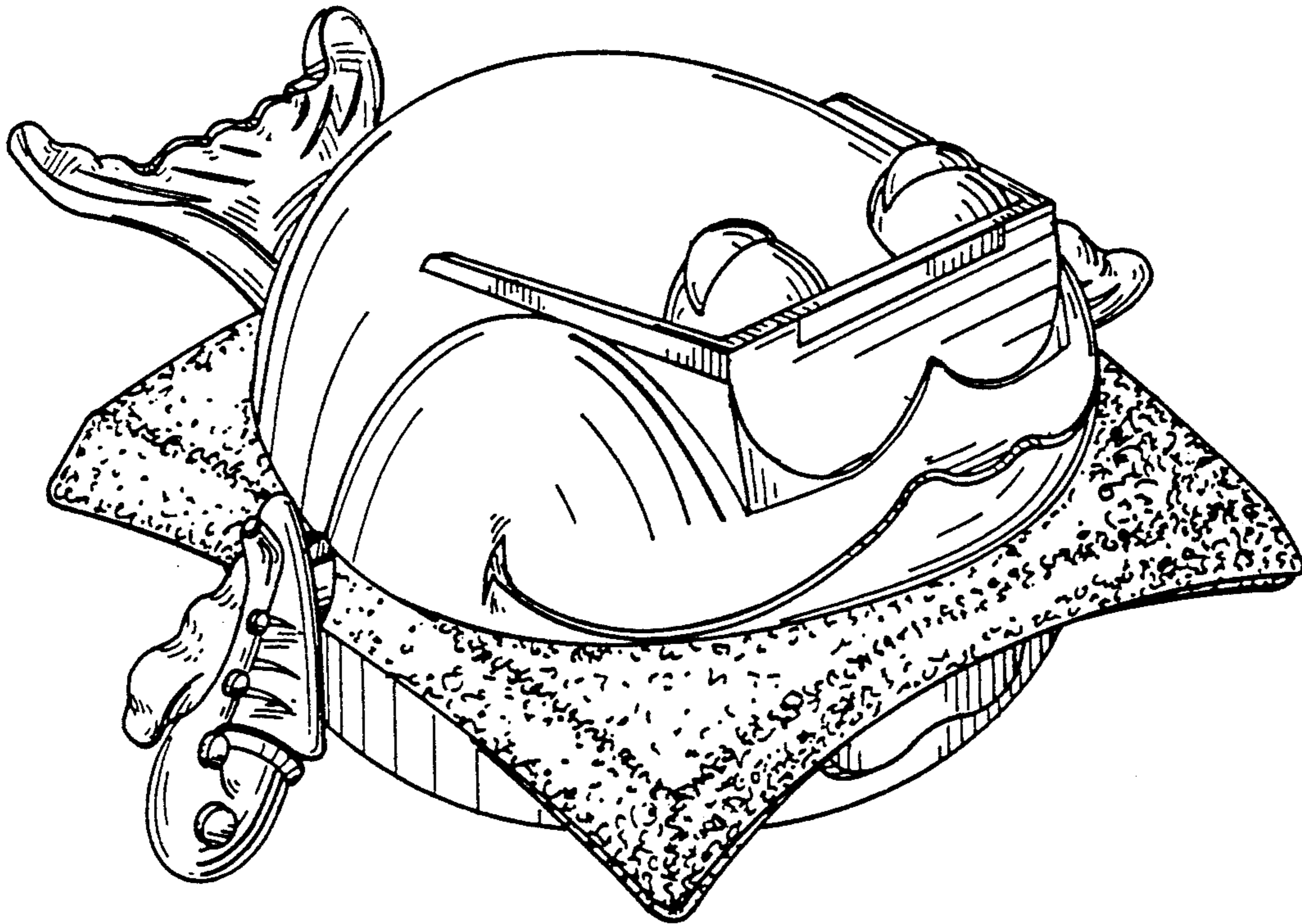


Fig. 1

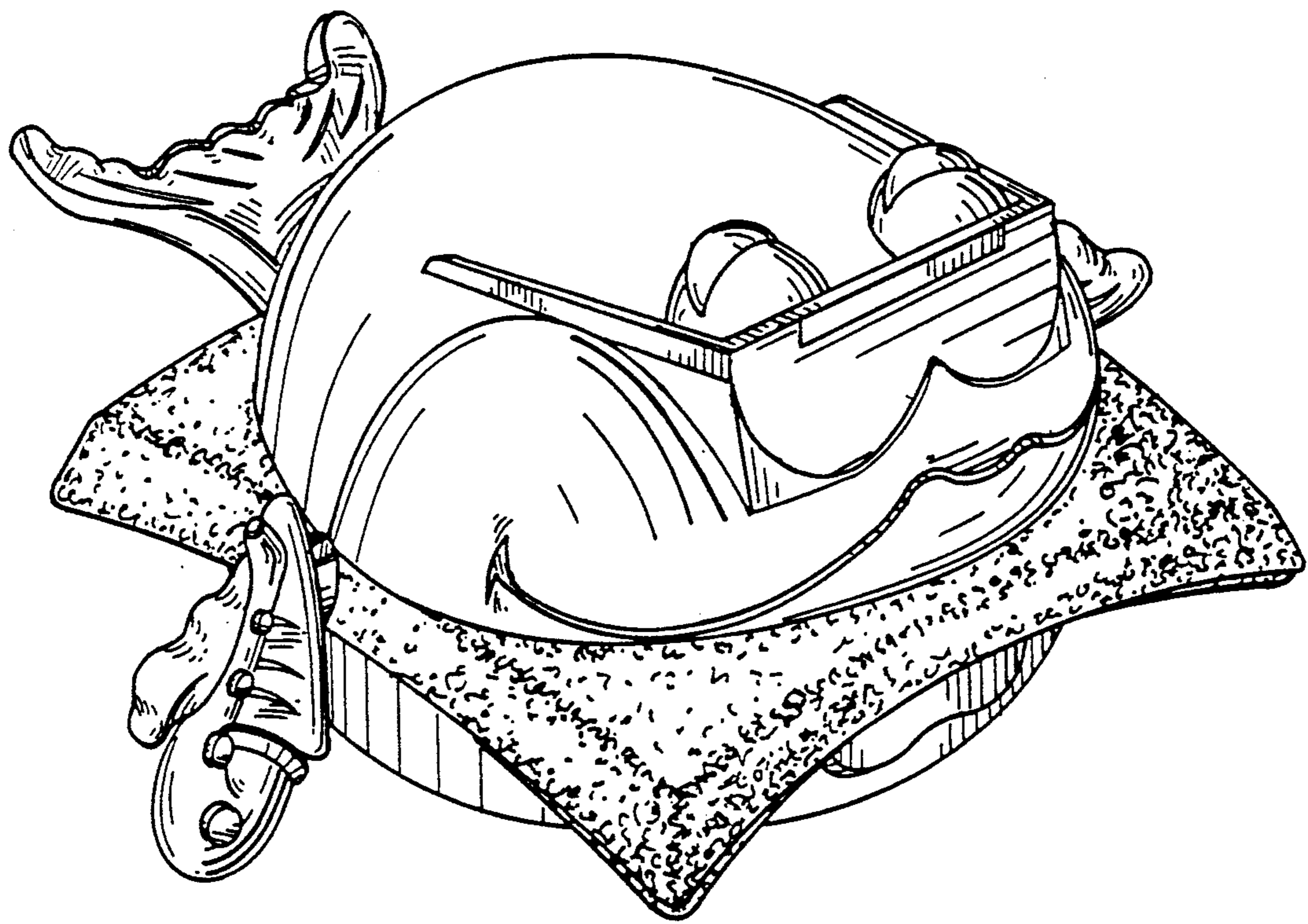


Fig. 2




Fig. 3

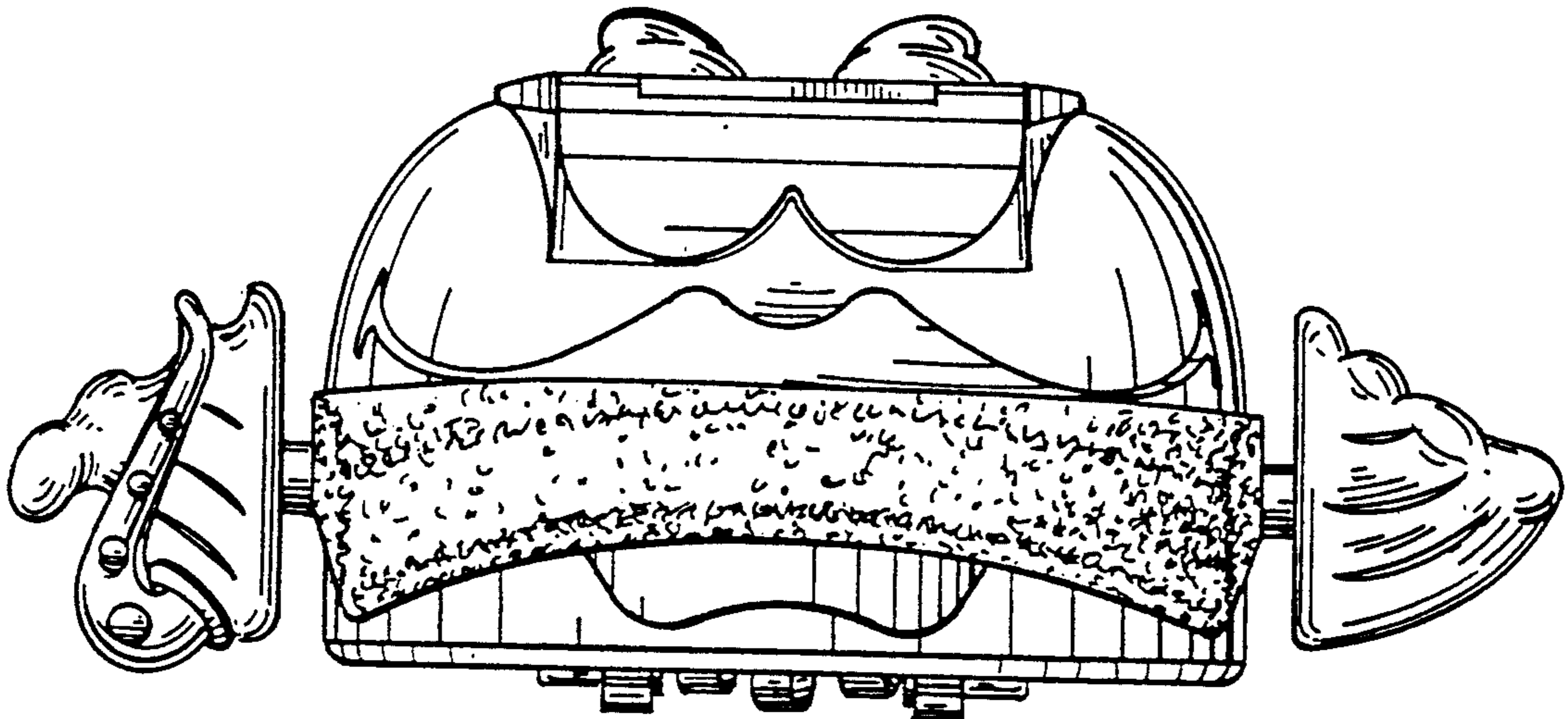


Fig. 4

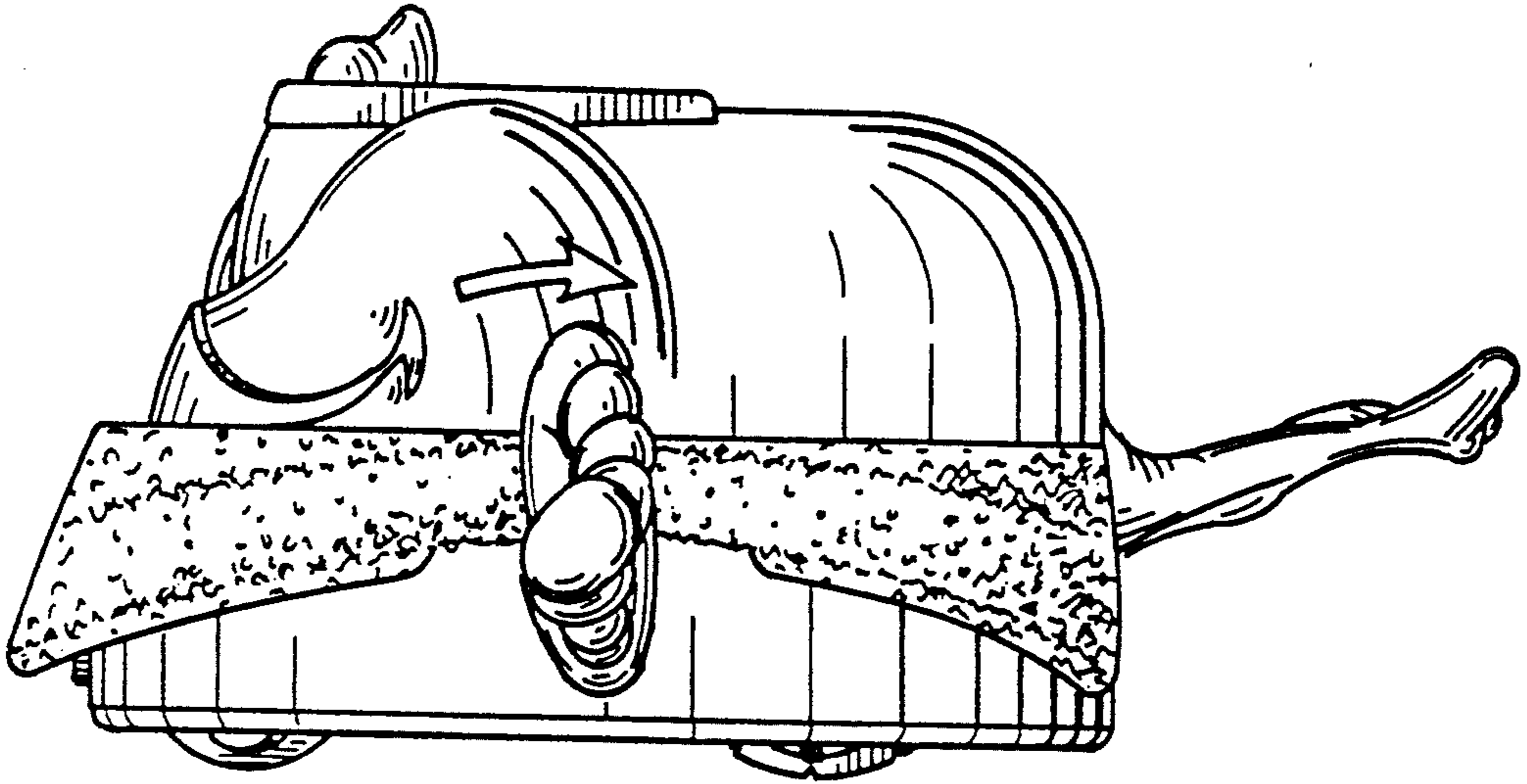


Fig. 5




Fig. 6

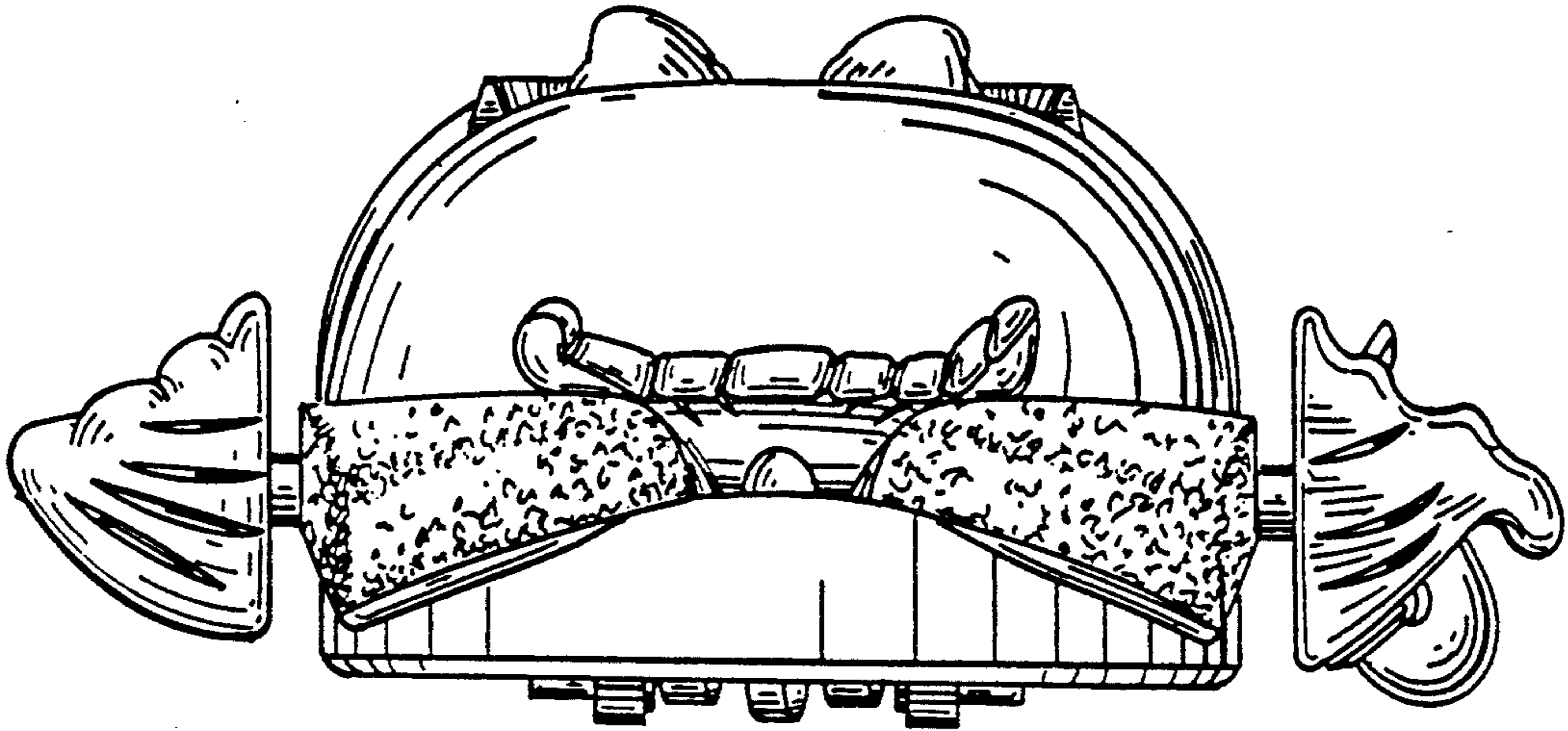


Fig. 7

