



US00D345391S

United States Patent [19]

[11] Patent Number: **Des. 345,391**

Spence, Jr.

[45] Date of Patent: **** Mar. 22, 1994**

[54] RATTLE

[75] Inventor: **Meredith Spence, Jr.**, Cuyahoga Falls, Ohio

[73] Assignee: **Lisco, Inc.**, Tampa, Fla.

[**] Term: **14 Years**

[21] Appl. No.: **1,720**

[22] Filed: **Nov. 23, 1992**

[52] U.S. Cl. **D21/65; D24/195; D21/187**

[58] Field of Search **446/289, 290, 418, 419; D21/59, 63, 65, 162, 165, 187; D24/195**

[56] **References Cited**

U.S. PATENT DOCUMENTS

D. 119,597 3/1940 O'Neal D21/87 X

D. 144,976 6/1946 Lipton et al. D21/165 X
D. 181,931 1/1958 Loeb D21/162 X
D. 324,550 3/1992 Berggreen D21/65
D. 330,051 10/1992 Revell D21/65

Primary Examiner—Bernard Ansher
Assistant Examiner—Dominic Simone

[57] **CLAIM**

The ornamental design for a rattle, as shown and described.

DESCRIPTION

FIG. 1 is a front view of a rattle showing my new design;
FIG. 2 is a top view thereof;
FIG. 3 is a bottom view thereof;
FIG. 4 is a right side view thereof; and,
FIG. 5 is a left side view thereof.
The rear view is a mirror image of the front view.




Fig. 2




Fig. 1

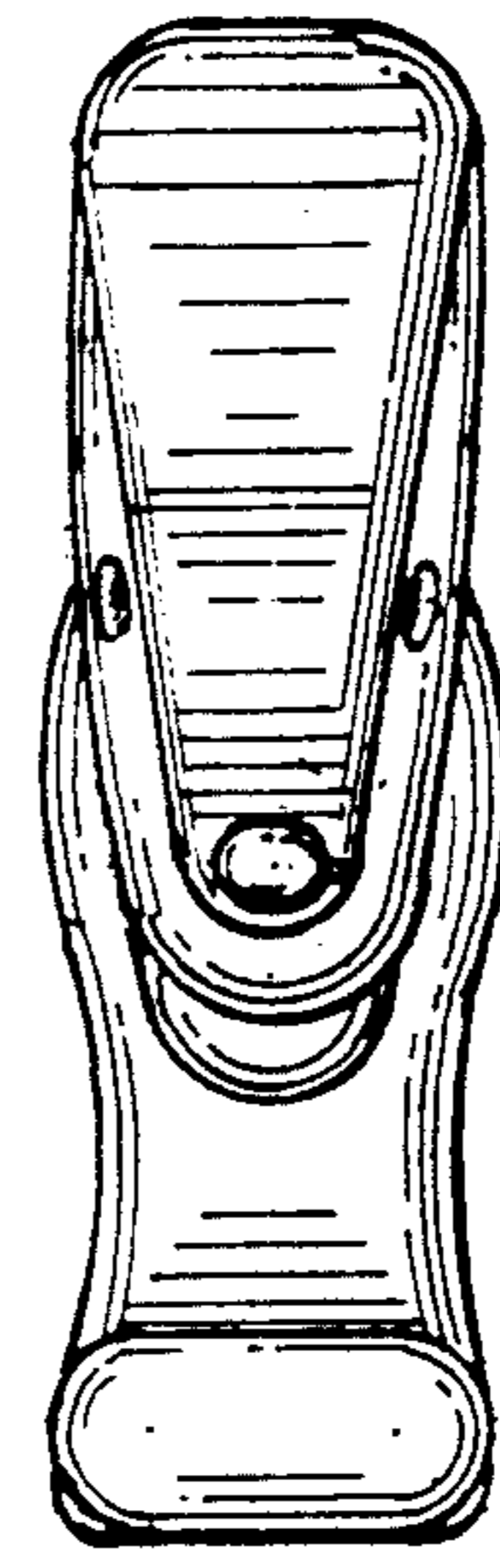
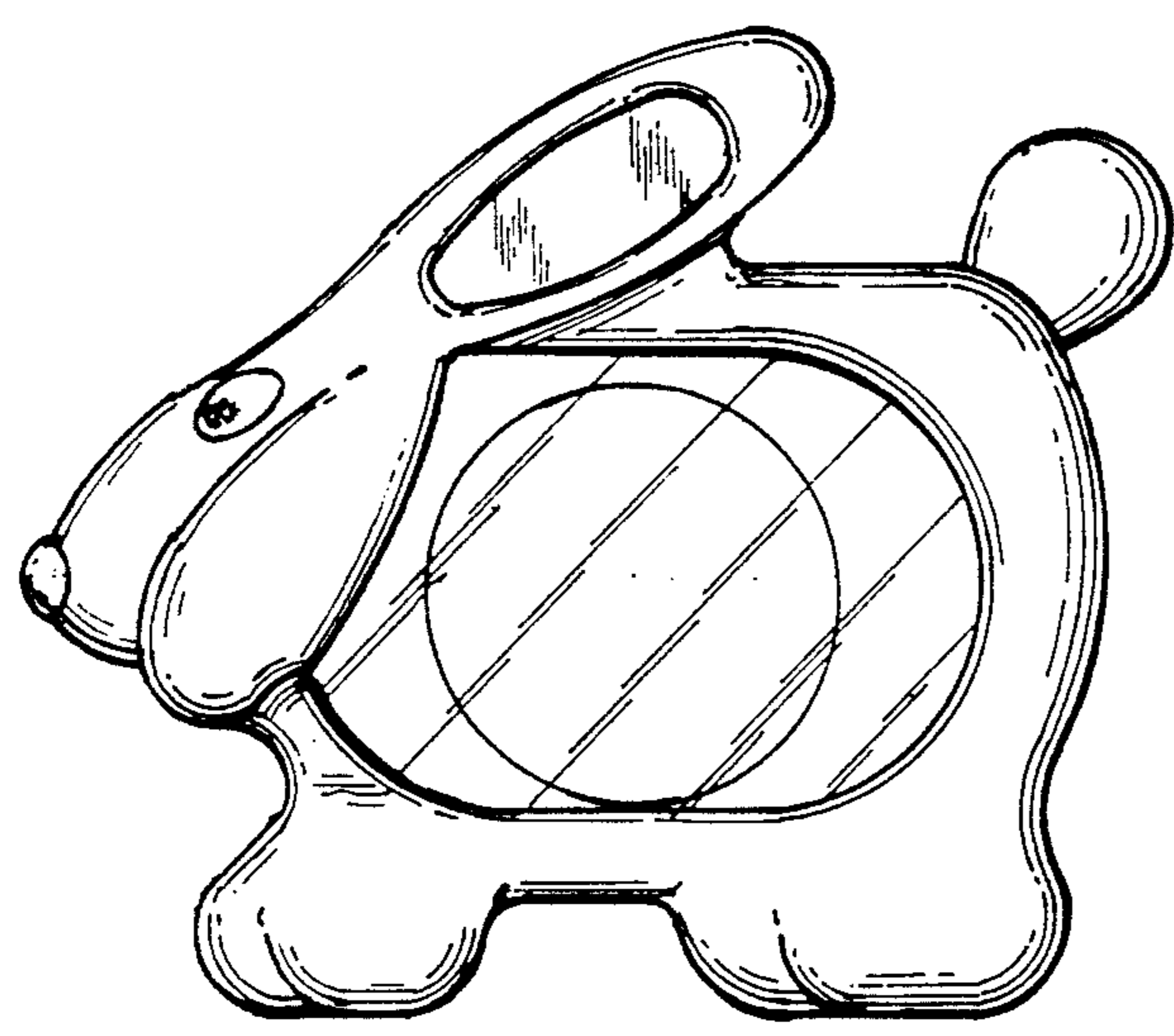


Fig. 4

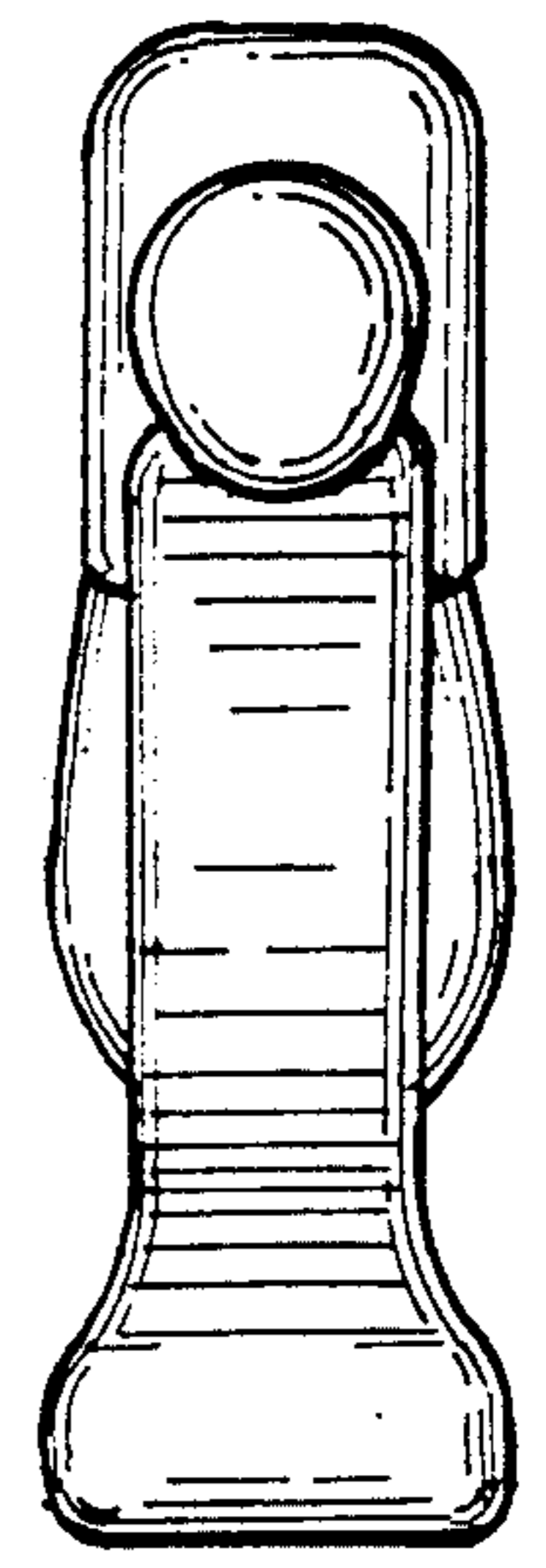


Fig. 5

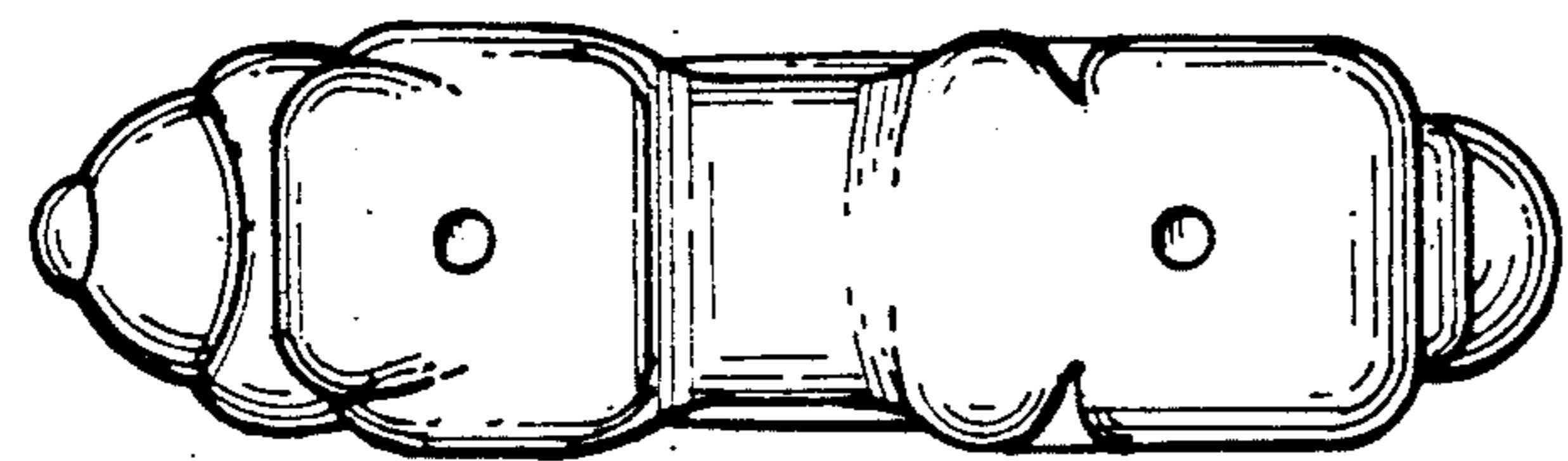


Fig. 3