



US00D345389S

# United States Patent [19]

[11] Patent Number: **Des. 345,389**

Spence, Jr.

[45] Date of Patent: **\*\* Mar. 22, 1994**

[54] RATTLE

D. 318,075 7/1991 Copper et al. .... D21/65  
D. 318,497 7/1991 Kay et al. .... D21/65

[75] Inventor: **Meredith Spence, Jr., Cuyahoga Falls, Ohio**

### OTHER PUBLICATIONS

Playthings; Mar. 1986; p. 79; Alphacritters.

[73] Assignee: **Lisco, Inc., Tampa, Fla.**

*Primary Examiner*—Bernard Ansher  
*Assistant Examiner*—Dominic Simone

[\*\*] Term: **14 Years**

[21] Appl. No.: **934,212**

### [57] CLAIM

[22] Filed: **Aug. 24, 1992**

The ornamental design for a rattle, as shown and described.

[52] U.S. Cl. .... **D21/65; D18/33; D24/195**

[58] Field of Search ..... **446/419, 418; D21/59, D21/63, 65; D24/195; D18/33**

### DESCRIPTION

[56] **References Cited**

FIG. 1 is a front view of a rattle showing my new design;

FIG. 2 is a top view thereof;

FIG. 3 is a bottom view thereof;

FIG. 4 is a rear view thereof;

FIG. 5 is a right side view thereof; and,

FIG. 6 is a left side view thereof.

### U.S. PATENT DOCUMENTS

D. 182,184 2/1958 Hoover ..... D21/65  
D. 280,429 9/1985 Thomson et al. .... D21/65  
D. 304,237 10/1989 Daykin ..... D21/65 X




Fig. 2

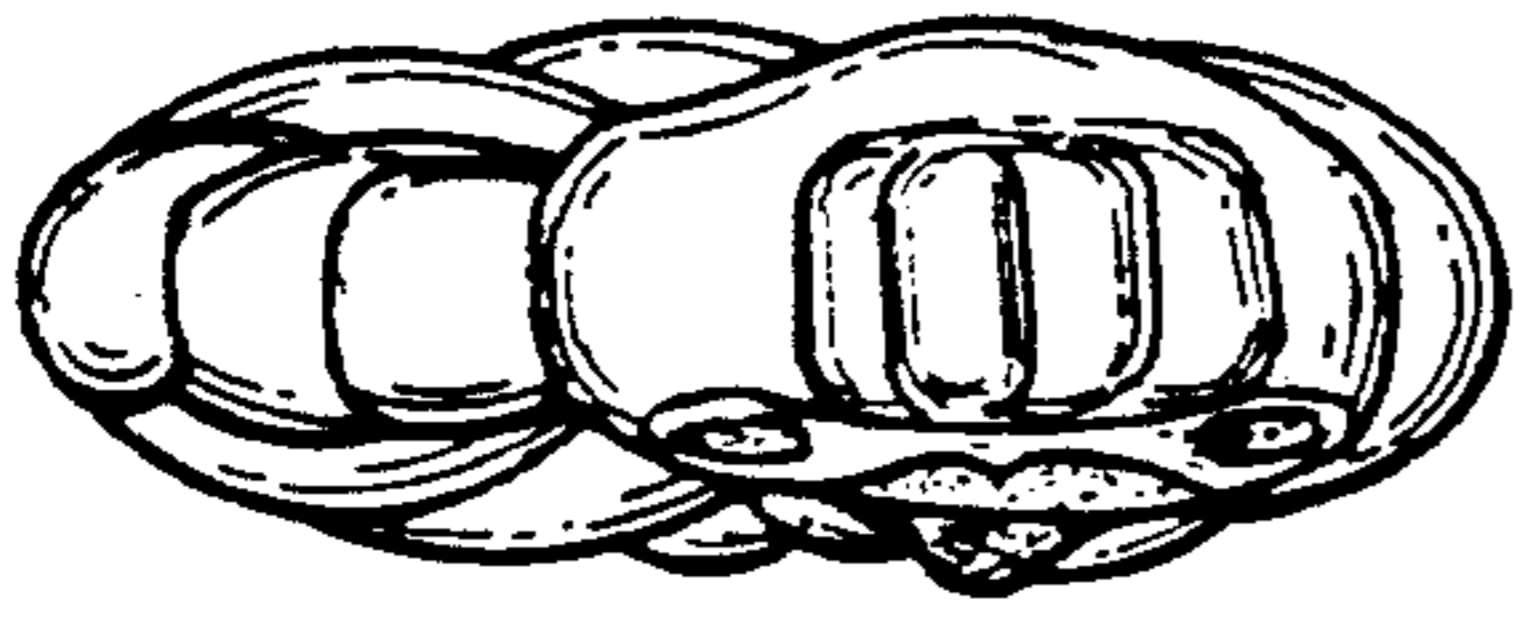


Fig. 4


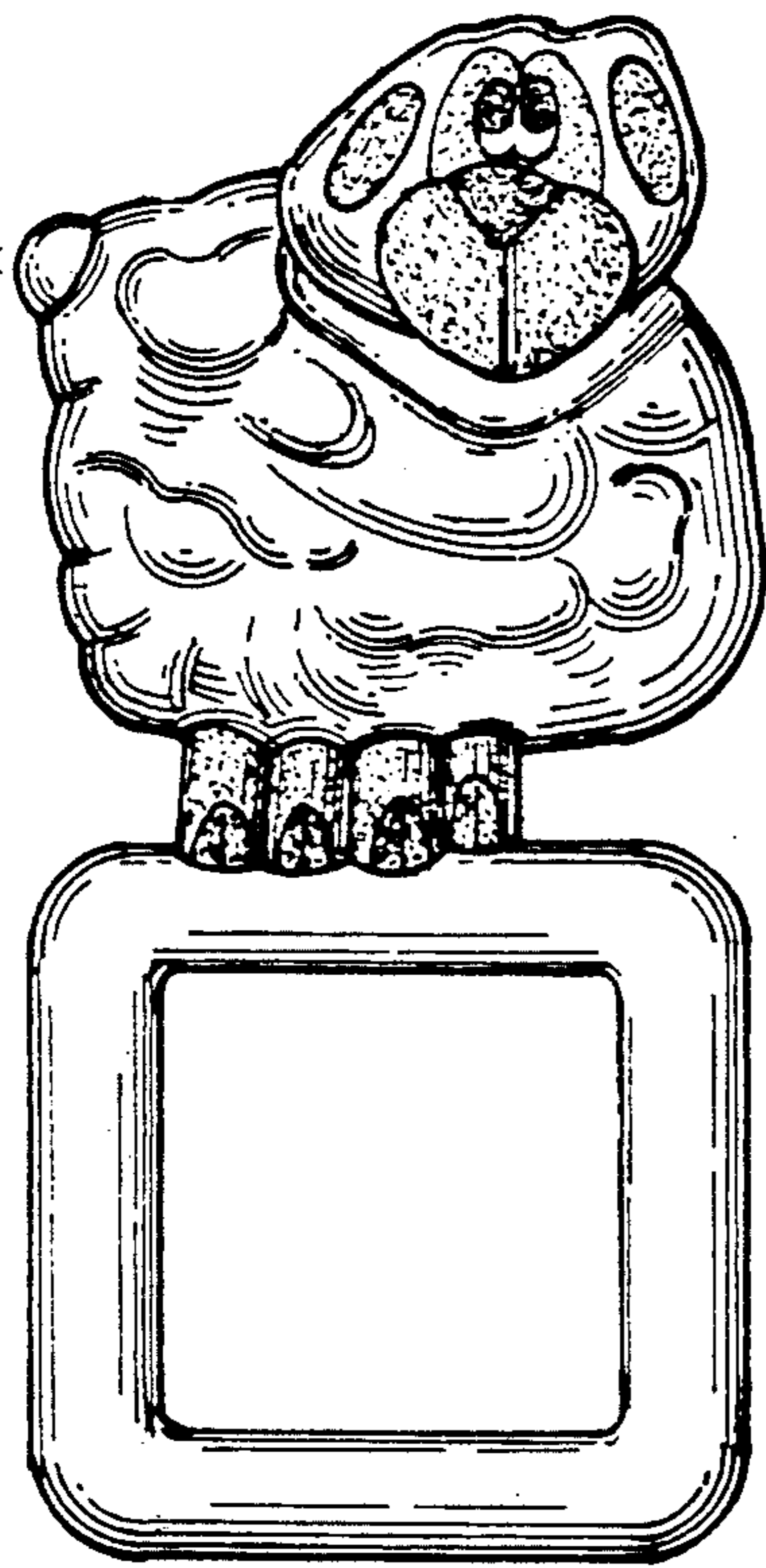
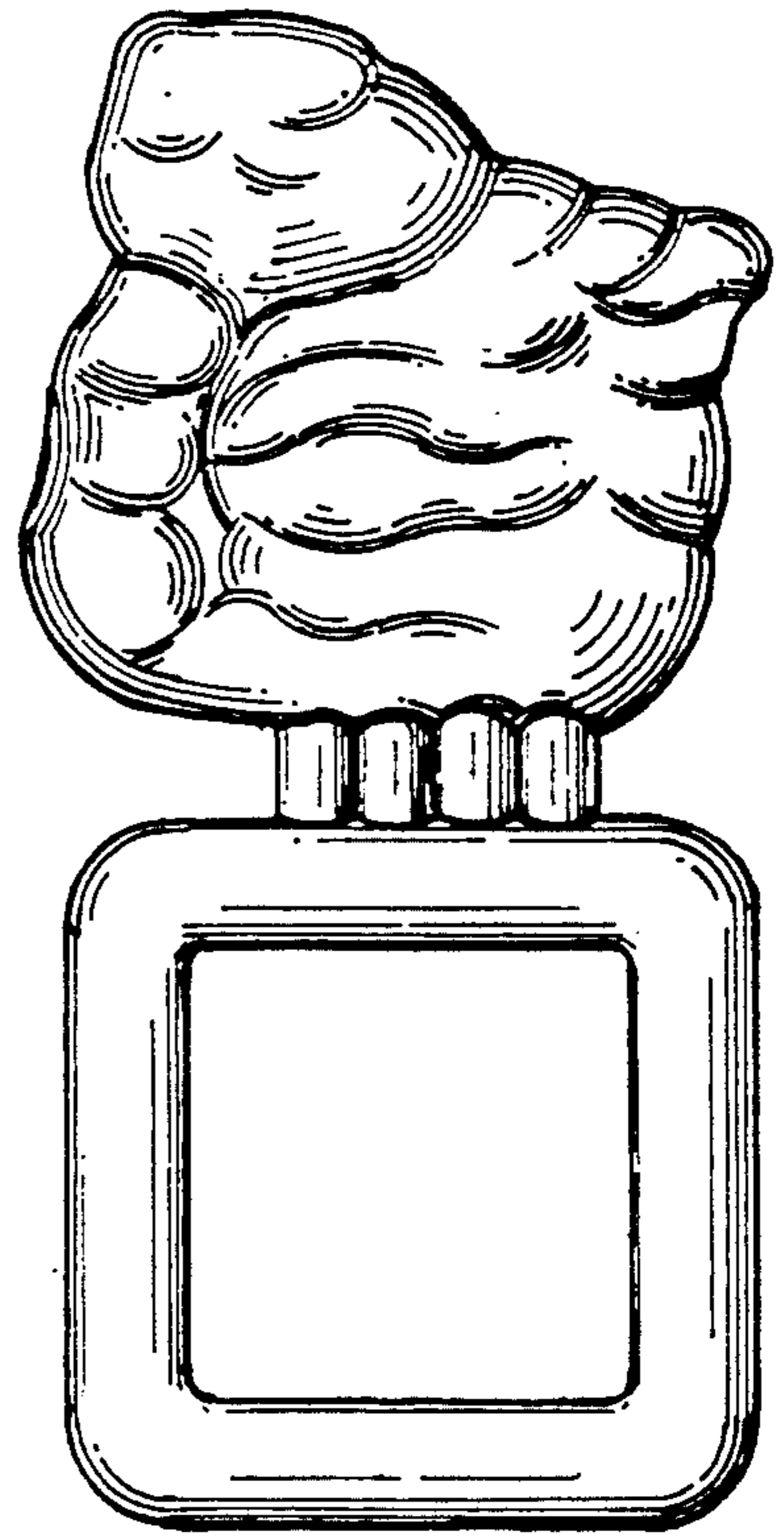


Fig. 1

Fig. 5

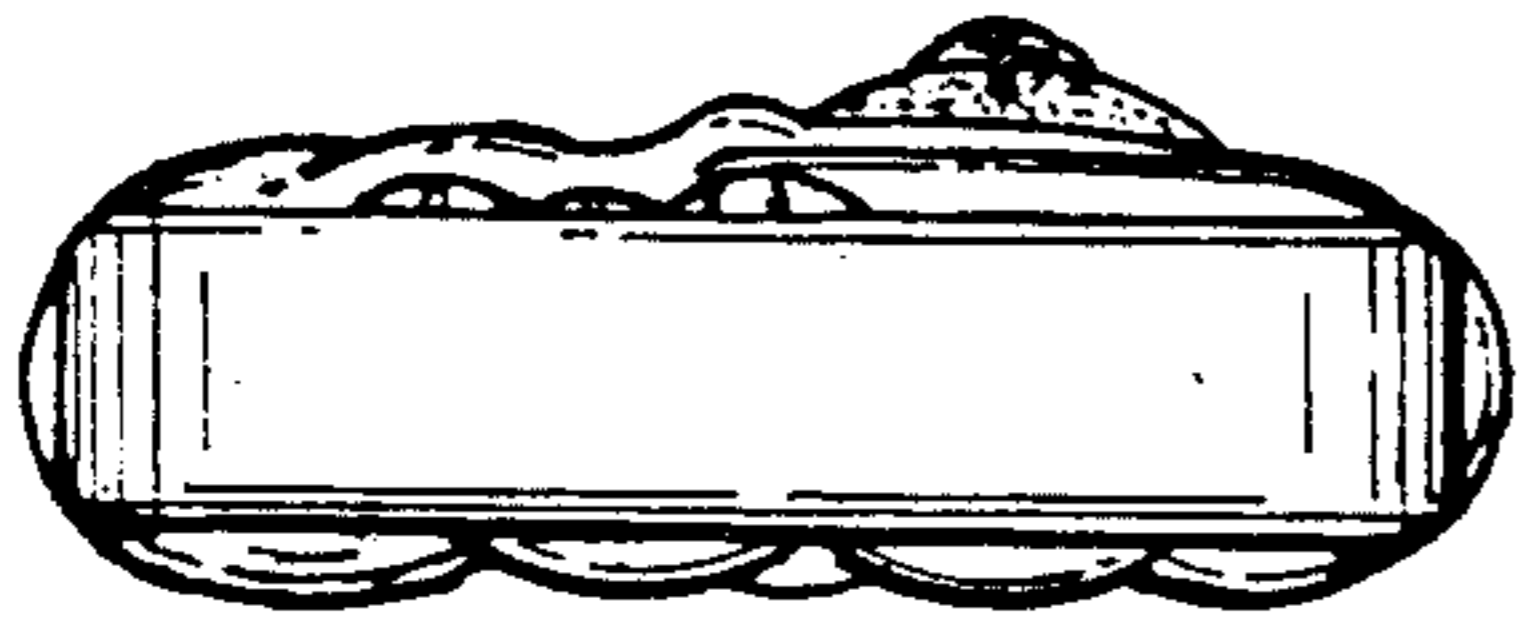


Fig. 3

Fig. 6

