



US00D345388S

United States Patent [19]

[11] Patent Number: **Des. 345,388**

Spence, Jr.

[45] Date of Patent: **** Mar. 22, 1994**

[54] RATTLE

D. 145,342 7/1946 Tucker D21/65
D. 290,655 6/1987 Thomson et al. D24/195
1,185,341 5/1916 Morse D21/65 X

[75] Inventor: **Meredith Spence, Jr.**, Cuyahoga Falls, Ohio

Primary Examiner—Bernard Ansher

[73] Assignee: **Lisco, Inc.**, Tampa, Fla.

Assistant Examiner—Dominic Simone

[**] Term: **14 Years**

[57] **CLAIM**

[21] Appl. No.: **934,209**

The ornamental design for a rattle, as shown and described.

[22] Filed: **Aug. 24, 1992**

DESCRIPTION

[52] U.S. Cl. **D21/65; D24/195**

FIG. 1 is a front view of a rattle showing my new design;

[58] Field of Search 446/227, 418, 419;

FIG. 2 is a top view thereof;

D21/59, 63, 65; D24/195

FIG. 3 is a right side view thereof;

[56] **References Cited**

U.S. PATENT DOCUMENTS

D. 89,853 5/1933 Smith, Jr. D24/195
D. 141,809 7/1945 Delano D21/65

The rear view is a mirror image of the front view;

The bottom view is a mirror image of the top view; and,

The left side view is a mirror image of the right side view.

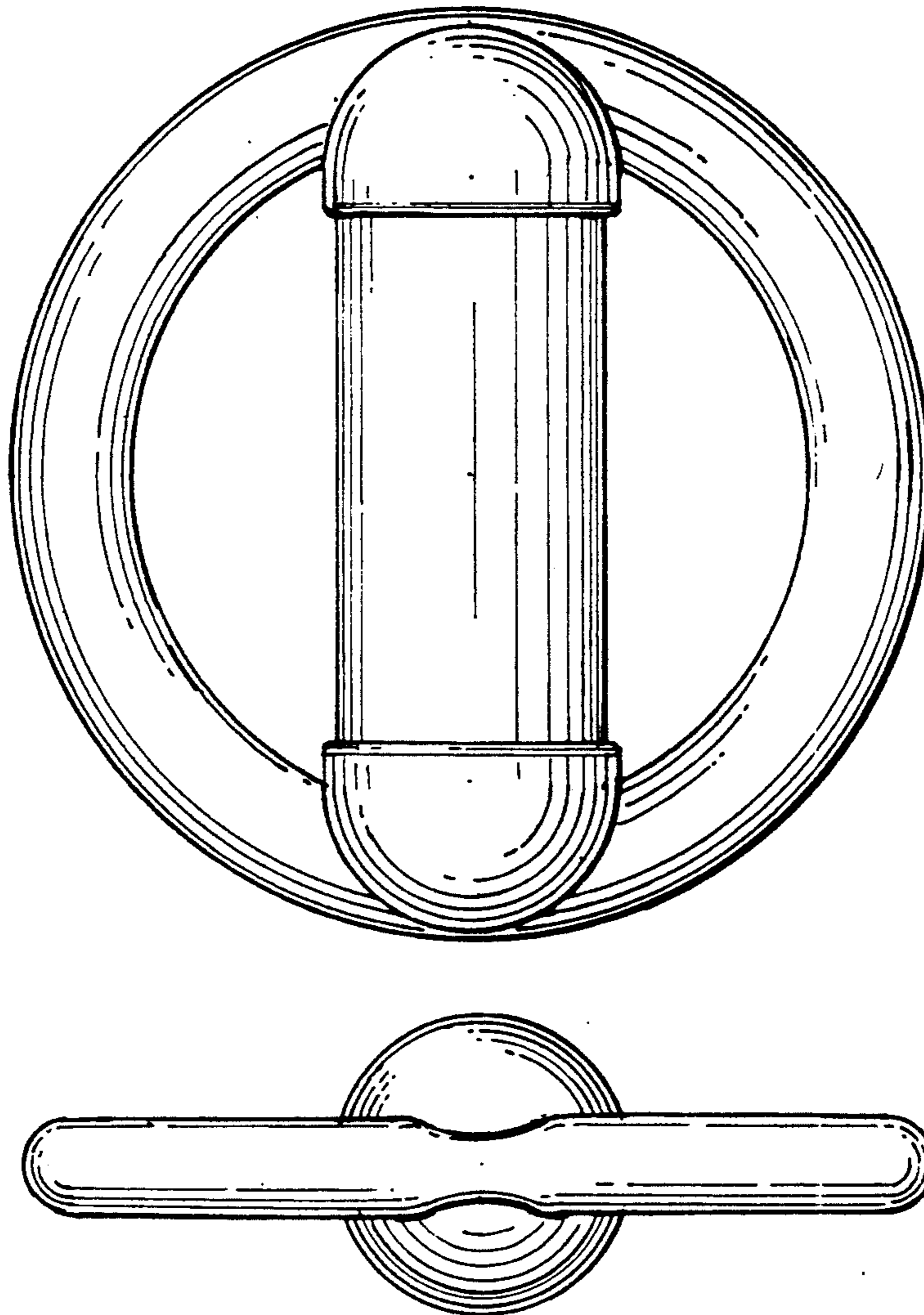


Fig. 2

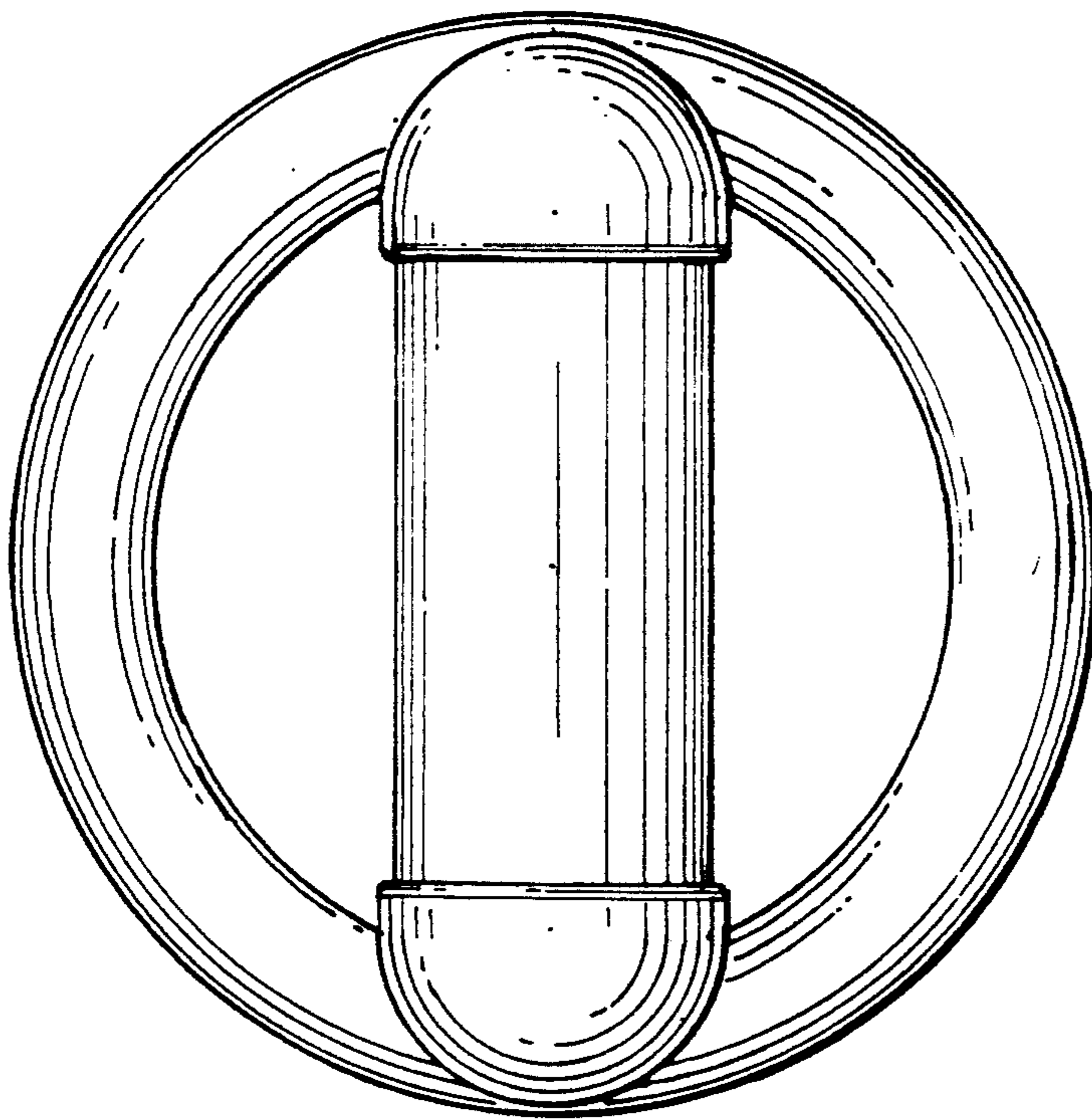
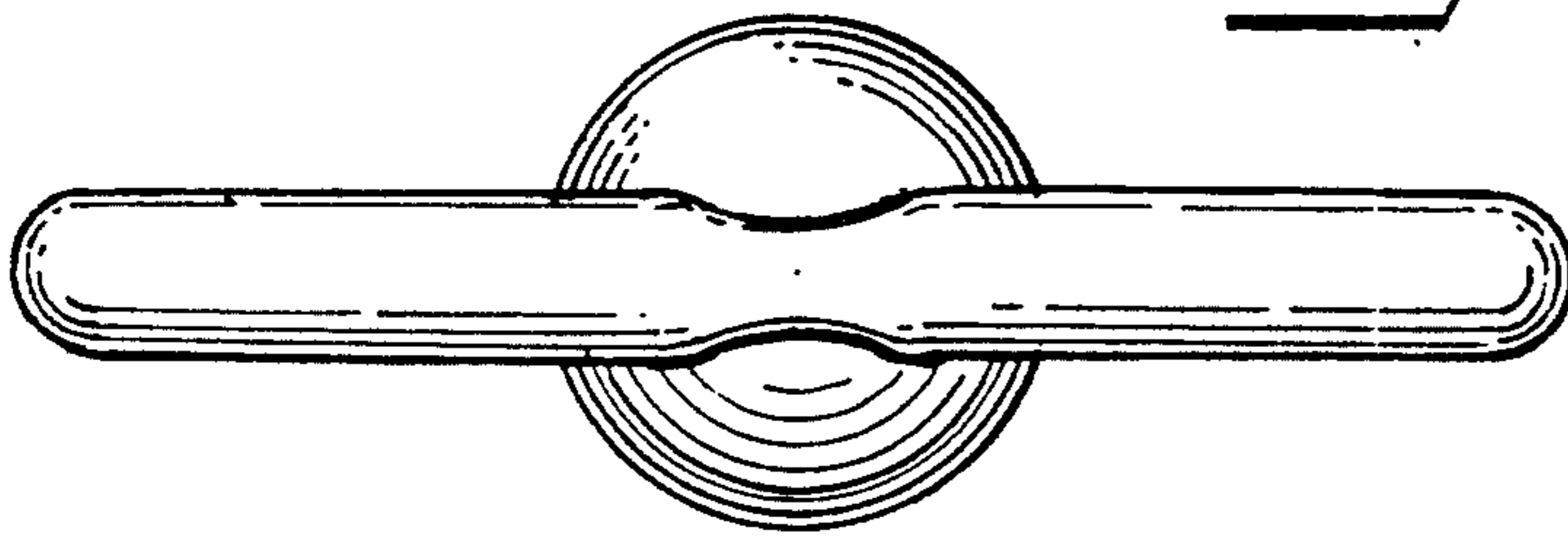


Fig. 1




Fig. 3