



US00D345379S

# United States Patent [19]

[11] Patent Number: **Des. 345,379**

Chan

[45] Date of Patent: **\*\* Mar. 22, 1994**

[54] **CARD HOLDER**

[75] Inventor: **Robert J. Chan, Mississauga, Canada**

[73] Assignee: **Canadian Moulded Products Inc., Mississauga, Canada**

[\*\*] Term: **14 Years**

[21] Appl. No.: **909,456**

[22] Filed: **Jul. 6, 1992**

[52] U.S. Cl. .... **D20/40; D6/300**

[58] Field of Search ..... **D6/300, 301, 302, 303, D6/304, 305, 306, 309; 40/1, 124, 124.1, 124.2, 124.4, 152, 152.1, 156, 617; D20/10, 39, 40, 41, 42**

2,758,402 8/1956 Fulmer ..... 40/152.1  
 3,200,526 8/1965 Munn ..... 40/152  
 3,237,333 3/1966 Bacharach ..... 40/156  
 3,873,342 3/1975 Ellison ..... 40/152  
 4,777,746 10/1988 Brooks ..... 40/152.1

*Primary Examiner*—Wallace R. Burke  
*Assistant Examiner*—Marcus Jackson  
*Attorney, Agent, or Firm*—Donald E. Hewson

### [57] CLAIM


The ornamental design for a card holder, as shown and described.

### DESCRIPTION

FIG. 1 is a front perspective view of a card holder showing my new design;  
 FIG. 2 is a rear perspective view;  
 FIG. 3 is a front elevational view, the rear elevational view being the mirror image thereof;  
 FIG. 4 is a left side elevational view, the right side elevational view being the mirror image thereof;  
 FIG. 5 is a top view thereof; and,  
 FIG. 6 is a bottom view thereof.

[56] **References Cited**  
**U.S. PATENT DOCUMENTS**

D. 303,179	9/1989	Evenson	.....	D6/309
1,881,046	10/1932	Dieterle	.....	40/152
2,521,603	9/1950	Prew	.....	40/152
2,538,386	1/1951	Schneider	.....	40/152






FIG.1.




FIG.2.

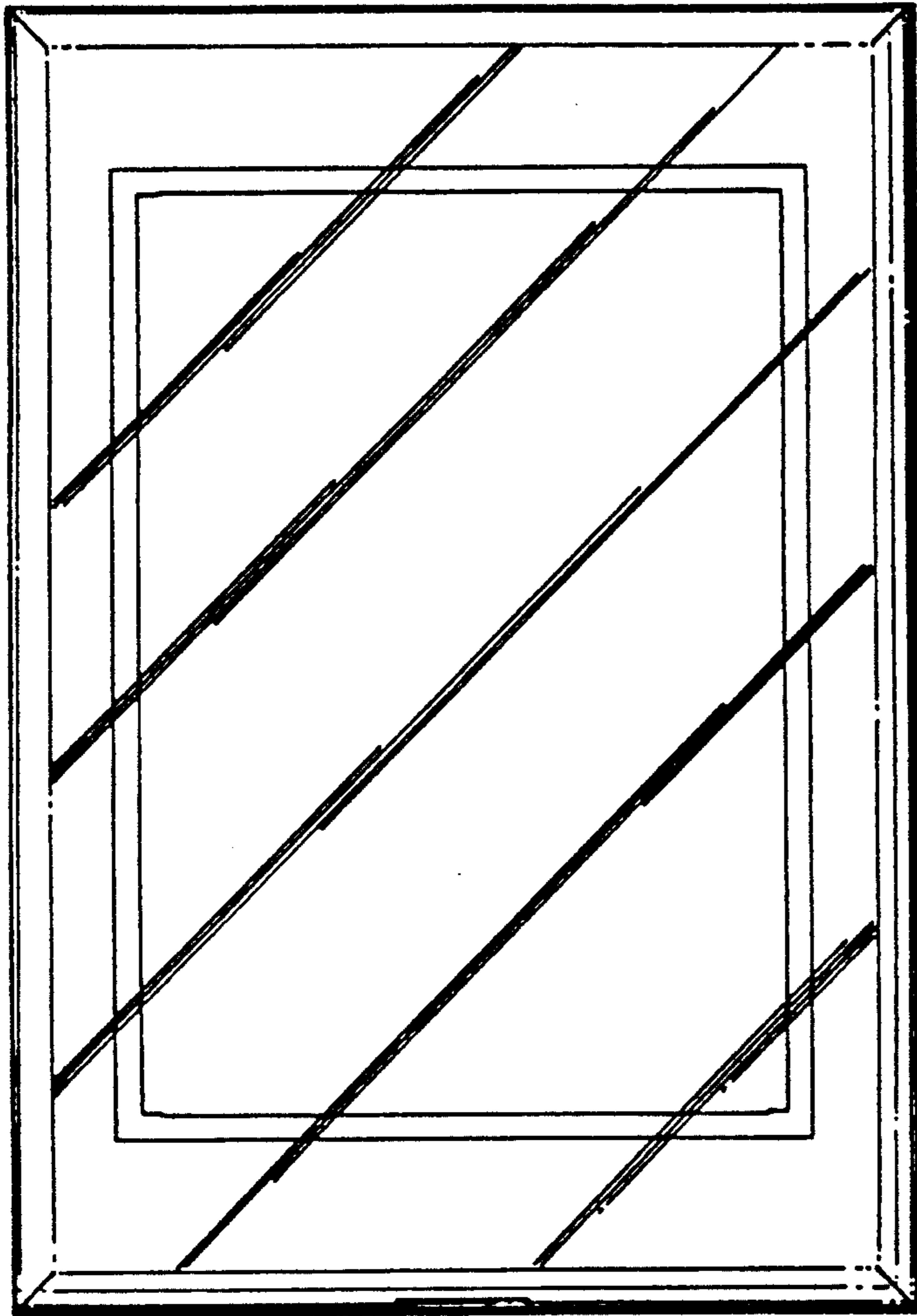


FIG. 3.



FIG. 4.




FIG. 5.



FIG. 6.