



US00D345376S

United States Patent [19]

Underwood, Jr.

[11] Patent Number: **Des. 345,376**

[45] Date of Patent: **** Mar. 22, 1994**

[54] **BINGO MARKER**

[75] Inventor: **David B. Underwood, Jr.,** Spokane, Wash.

[73] Assignee: **Bingo Products, Inc.,** Great Falls, Mont.

[**] Term: **14 Years**

[21] Appl. No.: **50**

[22] Filed: **Oct. 1, 1992**

[52] U.S. Cl. **D19/48; D19/43; D19/51; D9/338; D21/51**

[58] Field of Search **D9/352, 349, 338; 401/196, 197, 198, 202, 130; 273/236-285; D18/15; D21/51; D19/35, 36, 41-51, 54-58, 81-85**

[56] **References Cited**

U.S. PATENT DOCUMENTS

- D. 189,373 11/1960 Lerner D9/539
- D. 225,212 11/1972 de Mandiargues D9/539
- D. 274,697 7/1984 Venne D9/352
- D. 293,891 1/1988 Molvik et al. D9/557

- D. 300,118 3/1989 Venne et al. D9/352
- D. 303,926 10/1989 Venne et al. D9/349
- D. 310,249 8/1990 LaLonde D19/51 X
- D. 326,118 5/1992 Black D19/51 X
- D. 328,244 7/1992 Hamilton et al. D9/338
- D. 334,399 3/1993 Ziegler D18/15
- D. 334,406 3/1993 Celender D19/43
- D. 337,939 8/1993 Smith, Jr. D9/338

Primary Examiner—Nelson C. Holtje
Assistant Examiner—Martie Thompson
Attorney, Agent, or Firm—Wells, St. John, Roberts, Gregory & Matkin

[57] **CLAIM**

The ornamental design for a bingo marker, as shown and described.

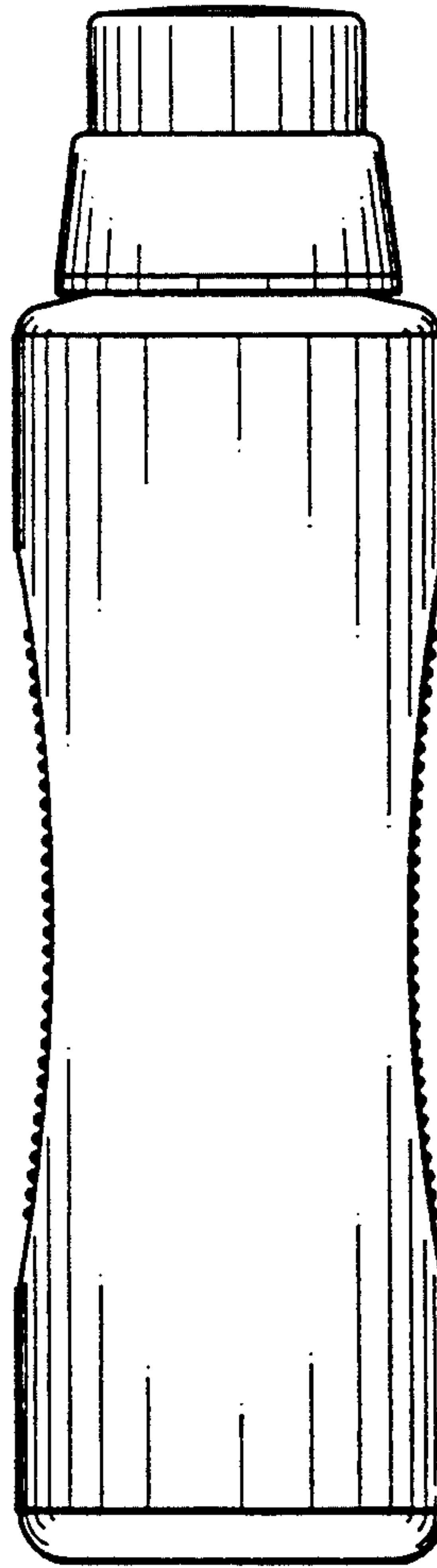

DESCRIPTION

FIG. 1 is a front elevational view of a bingo marker showing my new design, the rear view being identical thereto;

FIG. 2 is a side elevational view, the side opposite being identical thereto;

FIG. 3 is a bottom plan view; and,

FIG. 4 is a top plan view thereof.



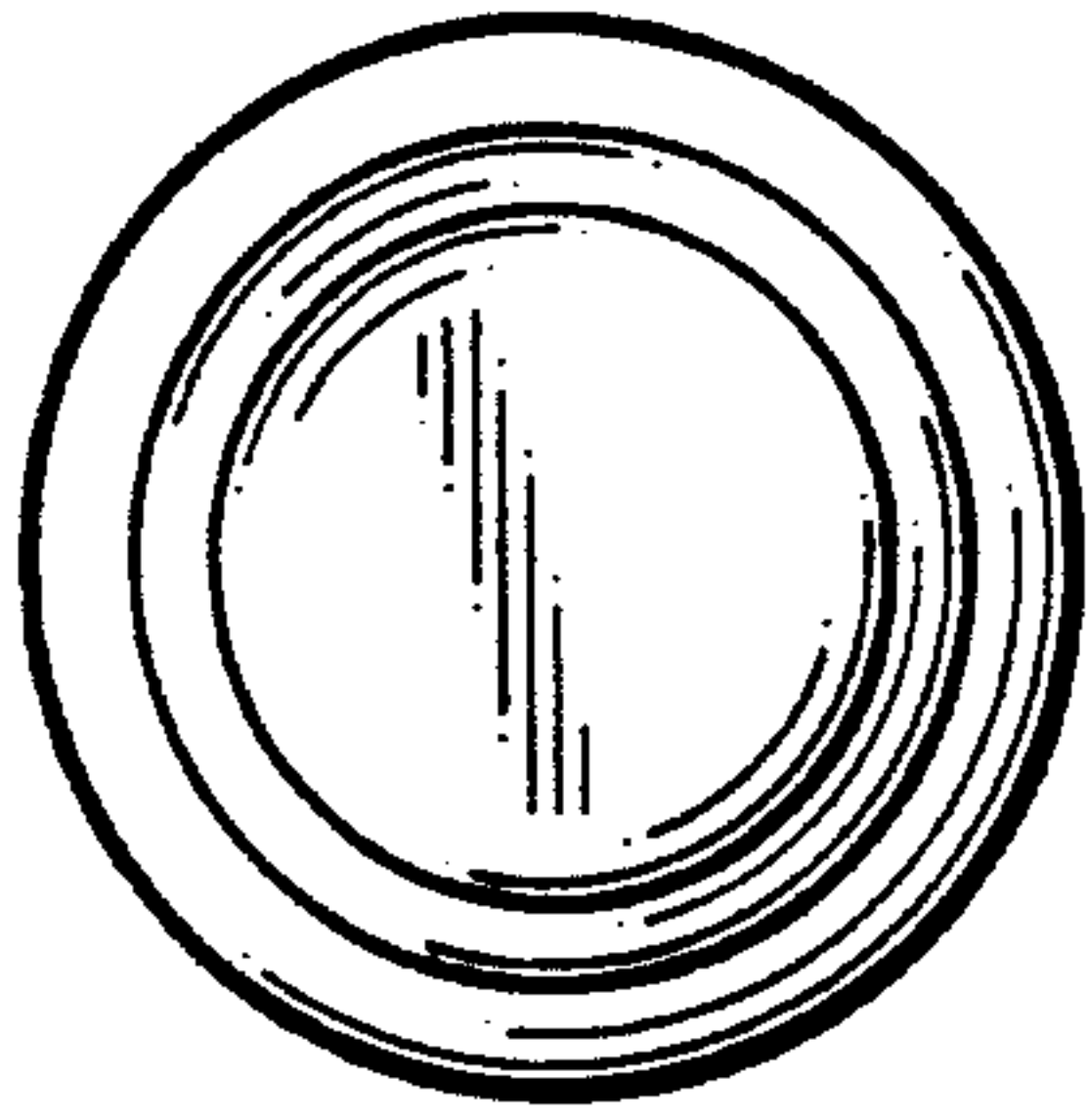


Fig. 1

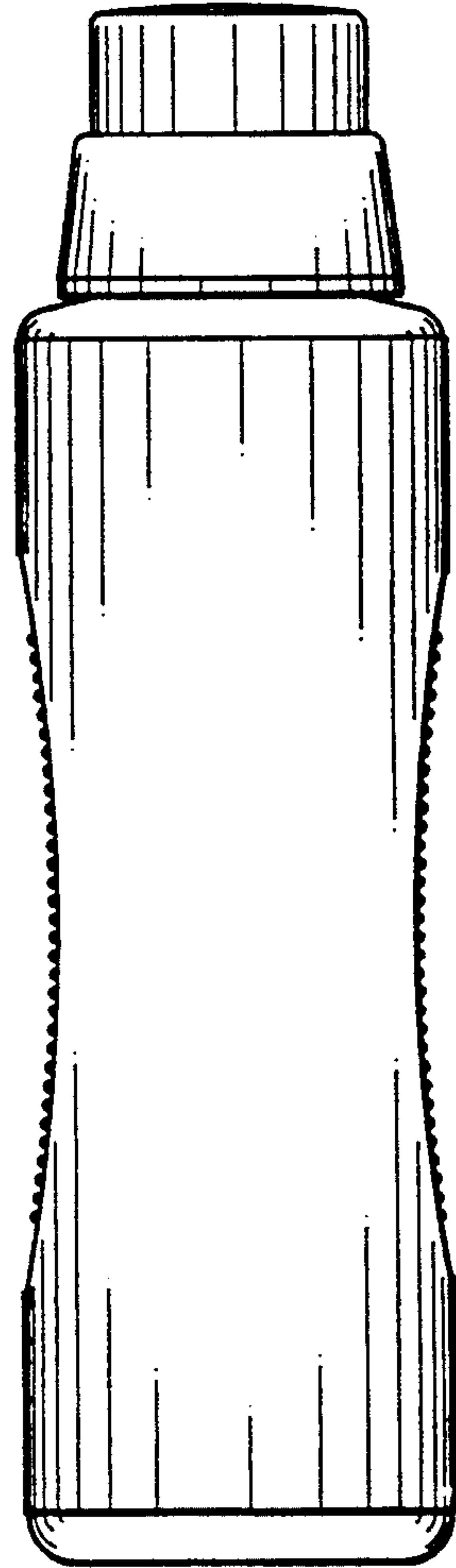


Fig. 2

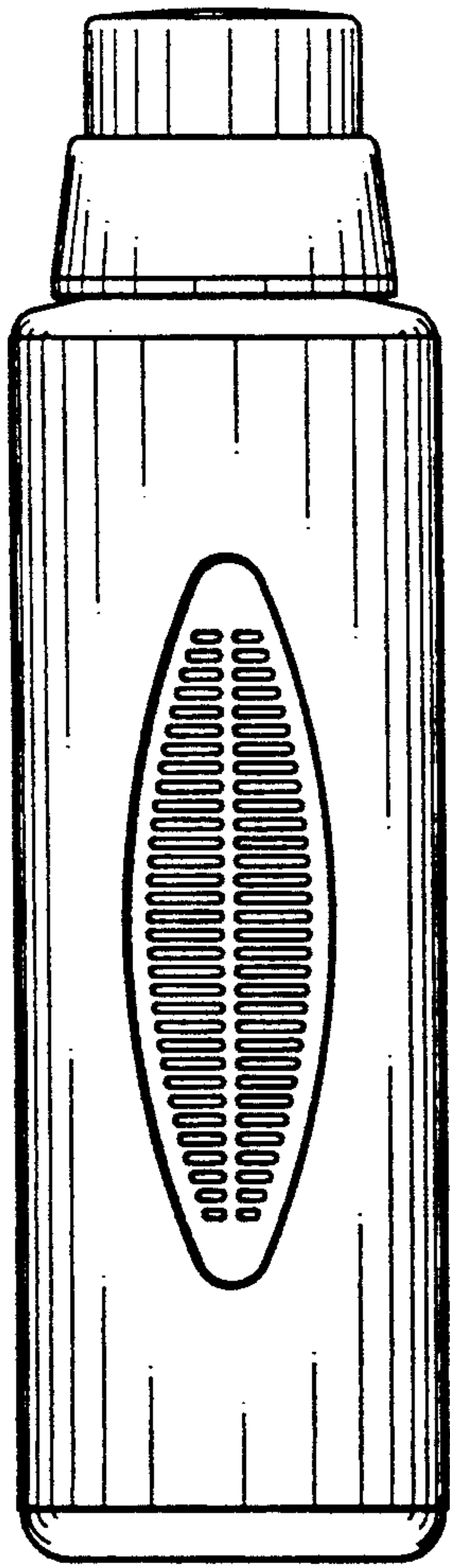


Fig. 3

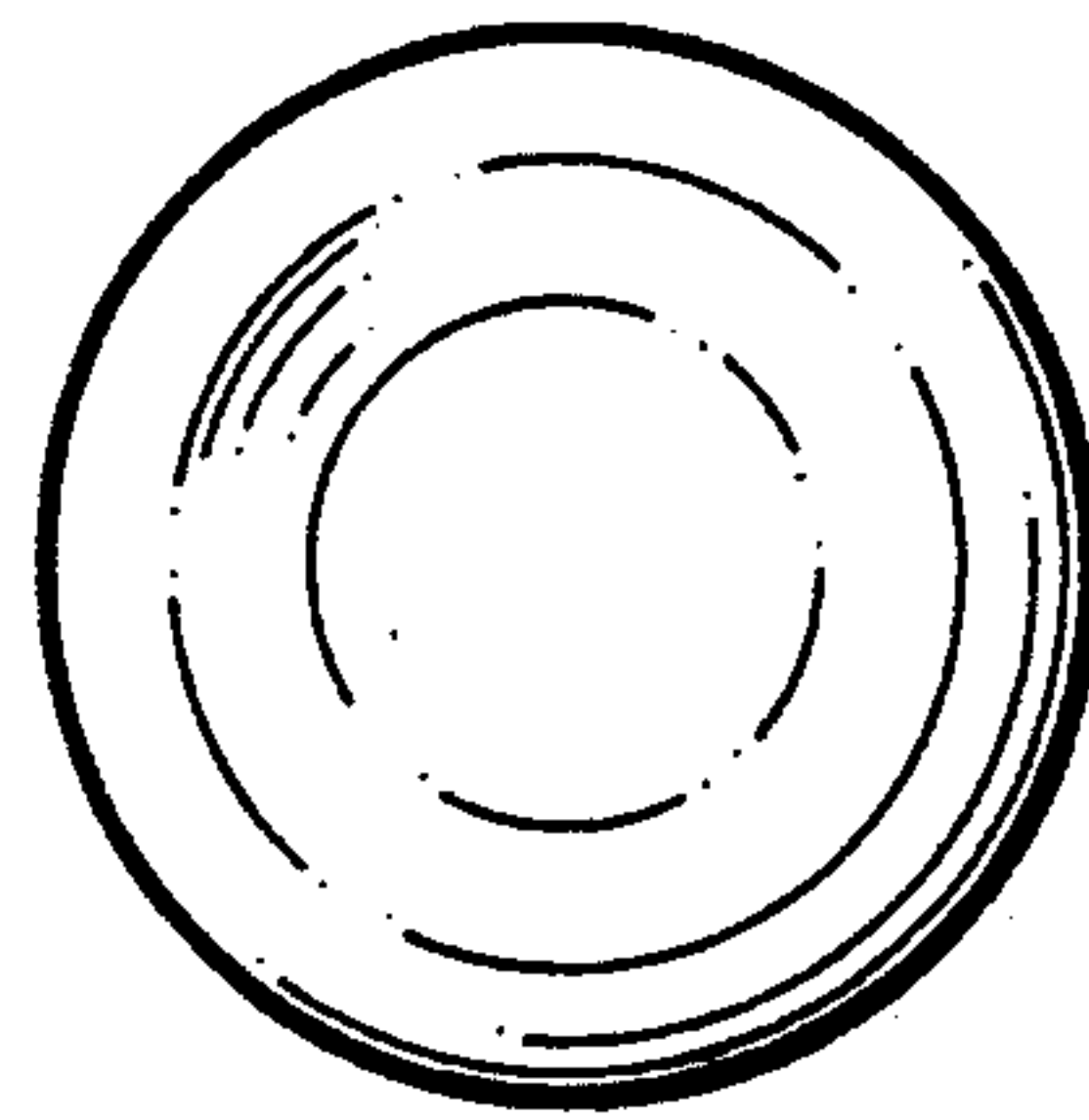


Fig. 4