



US00D345375S

United States Patent [19] Monzyk

[11] Patent Number: **Des. 345,375**

[45] Date of Patent: **** Mar. 22, 1994**

[54] **WRITING PEN**

[75] Inventor: **Ronald F. Monzyk**, Washington, Mo.

[73] Assignee: **Magnet Inc.**, Washington, Mo.

[**] Term: **14 Years**

[21] Appl. No.: **1,959**

[22] Filed: **Nov. 25, 1992**

[52] U.S. Cl. **D19/42; D19/41;
D19/46; D14/138**

[58] Field of Search **401/99, 100, 116;
D14/138, 148; D19/35, 36, 41-51, 54-58,
81-85**

D. 317,156	5/1991	Van Engelen et al.	D14/138
D. 319,468	8/1991	Larizza	D19/42
D. 322,811	1/1991	Tsern	D19/36
825,985	7/1906	De Schwertenberg	401/6
4,706,995	11/1987	Dopp	401/6 X
4,815,880	3/1989	Sekiguchi	D19/36 X

Primary Examiner—Nelson C. Holtje
Assistant Examiner—Martie Thompson
Attorney, Agent, or Firm—Rogers, Howell & Haferkamp

[57] **CLAIM**

The ornamental design for a writing pen, as shown and described.

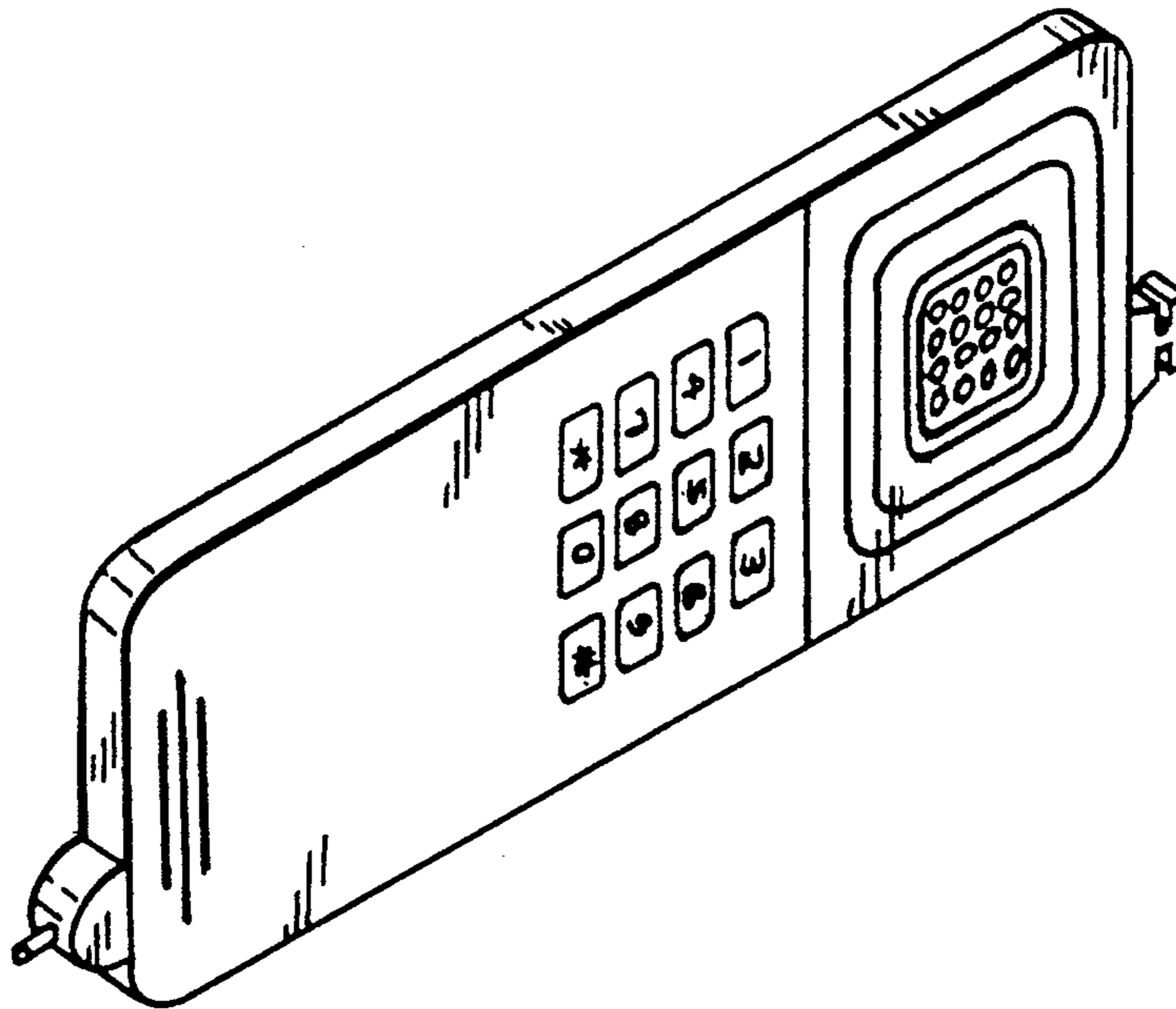
DESCRIPTION

FIG. 1 is a top left front perspective view of a writing pen showing my new design;
FIG. 2 is a top plan view thereof;
FIG. 3 is a front elevational view thereof;
FIG. 4 is a left side elevational view thereof;
FIG. 5 is a right side elevational view thereof;
FIG. 6 is a bottom plan view thereof; and,
FIG. 7 is a rear elevational view thereof.

[56] **References Cited**

U.S. PATENT DOCUMENTS

D. 229,446	11/1973	Dahl	D19/41
D. 298,036	10/1988	Watanabe	D14/138
D. 302,985	8/1989	Vinck	D19/41
D. 303,124	8/1989	Li	D19/41 X
D. 315,890	4/1991	Lewo	D14/138 X
D. 316,730	5/1991	Yoshida	D19/42 X



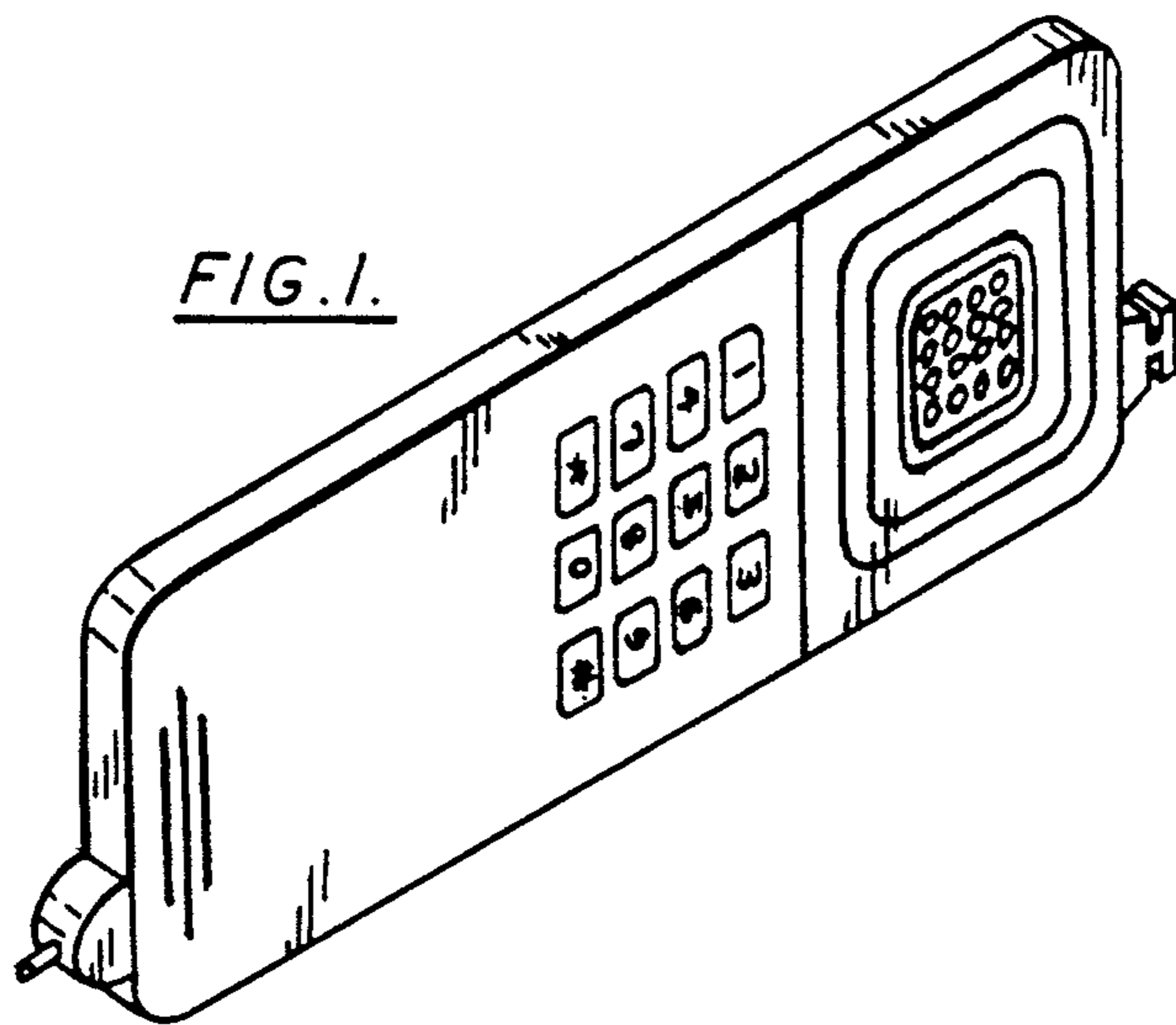


FIG. 1.




FIG. 2.



FIG. 4.

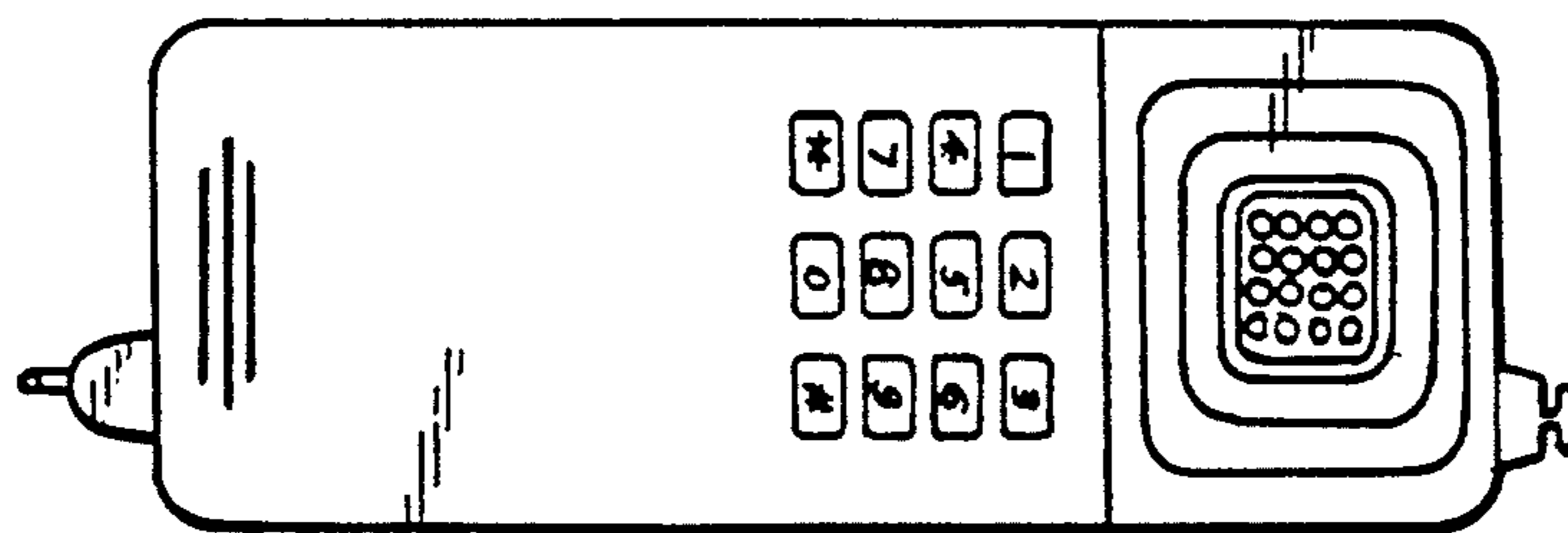


FIG. 3.



FIG. 5.



FIG. 6.




FIG. 7.