



US00D345373S

United States Patent [19]

[11] Patent Number: **Des. 345,373**

Mine

[45] Date of Patent: **** Mar. 22, 1994**

[54] **HAND HELD MUSICAL TONE CONTROL APPARATUS**

5,005,460	4/1991	Suzuki et al.	84/600
5,022,303	6/1991	Suzuki et al.	84/600
5,027,688	7/1991	Suzuki et al.	84/600
5,058,480	10/1991	Suzuki et al.	84/600
5,177,311	1/1993	Suzuki et al.	84/600

[75] Inventor: **Junko Mine, Hamamatsu, Japan**

[73] Assignee: **Yamaha Corporation, Shizuoka, Japan**

[**] Term: **14 Years**

[21] Appl. No.: **810,018**

[22] Filed: **Dec. 17, 1991**

[30] **Foreign Application Priority Data**

Jun. 24, 1991	[JP]	Japan	3-18753
[52]	U.S. Cl.		D17/99
[58]	Field of Search	84/600, 602, 644, 670, 84/718, DIG. 7; D17/99; D22/137, 142	

[56] **References Cited**

U.S. PATENT DOCUMENTS

D. 55,365	6/1920	Champane	D17/99
4,282,681	8/1981	McCaslin	46/228
4,341,140	7/1982	Ishida	84/1.03
4,858,001	8/1989	Milbank et al.	358/229 X
4,905,560	3/1990	Suzuki et al.	84/600

FOREIGN PATENT DOCUMENTS

8610379 4/1986 United Kingdom .

Primary Examiner—Bernard Ansher
Assistant Examiner—M. Siegel
Attorney, Agent, or Firm—Weingarten, Schurgin, Gagnebin & Hayes

[57] **CLAIM**

The ornamental design for hand held musical tone control apparatus, as shown and described.

DESCRIPTION

FIG. 1 is a front view of a hand held musical tone control apparatus showing my new design;
FIG. 2 is a right side view thereof, the undisclosed opposite side being a mirror image;
FIG. 3 is a rear view thereof;
FIG. 4 is a top end view thereof; and,
FIG. 5 is a bottom end view thereof.




FIG. 1

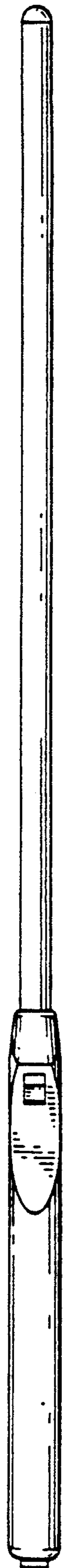


FIG. 2

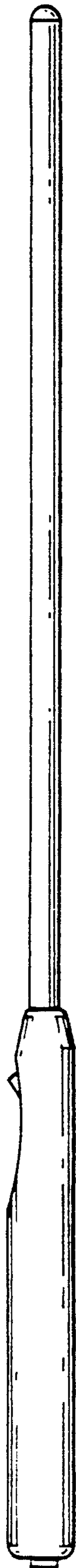
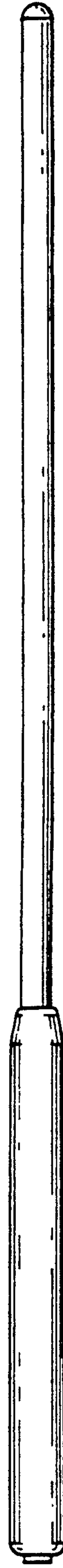


FIG. 3



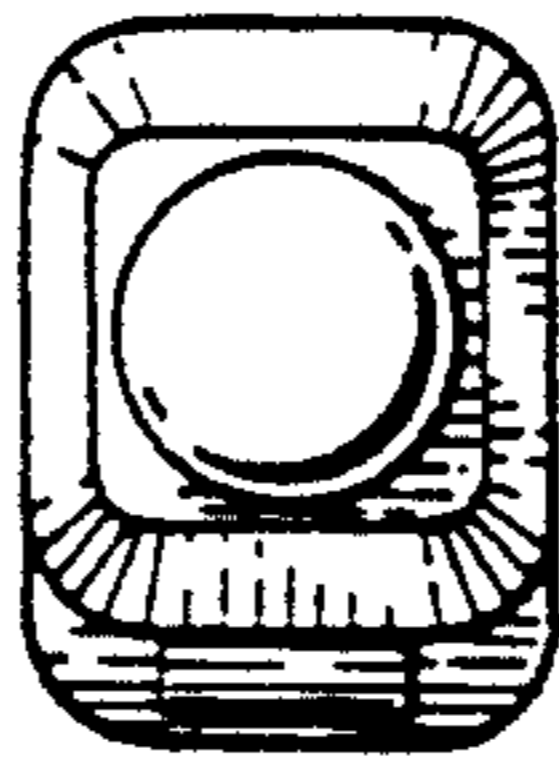


FIG. 4

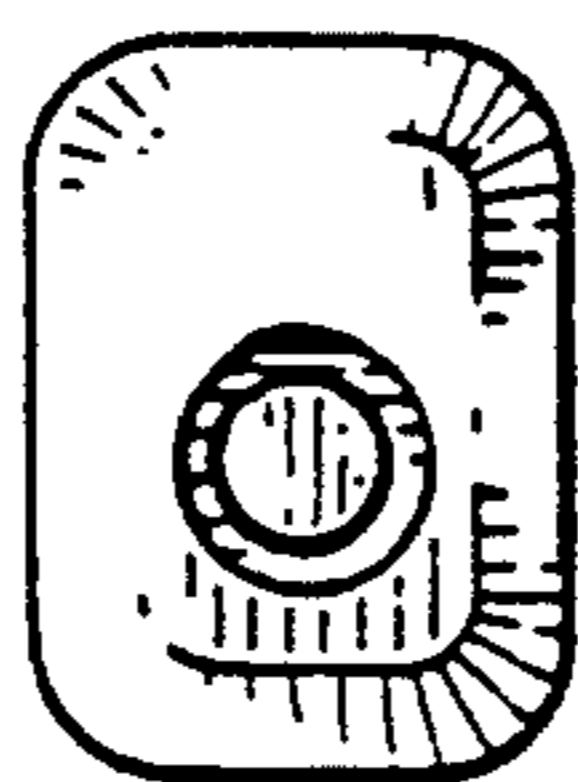


FIG. 5

UNITED STATES PATENT AND TRADEMARK OFFICE
CERTIFICATE OF CORRECTION

PATENT NO. : Des. 345,373
DATED : March 22, 1994
INVENTOR(S) : Junko Mine

It is certified that error appears in the above-identified patent and that said Letters Patent is hereby corrected as shown below:

On the title page: Item [57]

In the Claim, "The ornamental design for hand held musical tone control apparatus, as shown and described." should read --The ornamental design for musical tone control hand held device, as shown.--.

Item [57]

In the description, "FIG. 1 is a front view of a hand held musical tone control apparatus showing my new design;" should read --FIG. 1 is a front view of a hand held Musical Tone Control Apparatus showing my new design;--.

Signed and Sealed this
Eighth Day of November, 1994

Attest:



BRUCE LEHMAN

Attesting Officer

Commissioner of Patents and Trademarks