



US00D345371S

United States Patent [19]

[11] Patent Number: **Des. 345,371**

Ito

[45] Date of Patent: **** Mar. 22, 1994**

[54] **ELECTRONIC KEYBOARD MUSICAL INSTRUMENT**

D. 325,596	4/1992	Sakagami	D17/1
D. 325,597	4/1992	Sakagami	D17/1
D. 326,106	5/1992	Tatshumi	D17/1
D. 326,107	5/1992	Amiya	D17/1
4,653,375	3/1987	Honda et al.	84/644

[75] Inventor: **Masafumi Ito**, Hamamatsu, Japan

[73] Assignee: **Yamaha Corporation**, Shizuoka, Japan

[**] Term: **14 Years**

[21] Appl. No.: **905,644**

[22] Filed: **Jun. 29, 1992**

[30] **Foreign Application Priority Data**

Jan. 8, 1992 [JP] Japan 4-217

[52] U.S. Cl. **D17/1; D17/5**

[58] Field of Search 84/174-177, 84/423, 428, 644, 670, 719, 744, DIG. 3, DIG. 7; D17/1, 2, 5, 6, 7, 9; D21/64

[56] **References Cited**

U.S. PATENT DOCUMENTS

D. 317,774	6/1991	Mizushima	D17/1
D. 317,931	7/1991	Koide et al.	D17/1
D. 318,058	7/1991	Koide	D17/1
D. 320,033	9/1991	Hoshina	D17/1
D. 325,213	4/1992	Mizushima	D17/1
D. 325,214	4/1992	Hoshina	D17/1

OTHER PUBLICATIONS

The Music Trades, Jan. 1986, p. 102 (Hohner's PK 250 Keyboard).

Hong Kong Toys, 1987, p. 90 (Keyboard, Item 886).

Primary Examiner—Bernard Ansher
Assistant Examiner—Adir Aronovich
Attorney, Agent, or Firm—Weingarten, Schurgen, Gagnebin & Hayes

[57] **CLAIM**

The ornamental design for an electronic keyboard musical instrument, as shown and described.

DESCRIPTION

FIG. 1 is a top, front perspective view of an electronic keyboard musical instrument showing my new design; FIG. 2 is a top plan view thereof; FIG. 3 is a front view thereof; FIG. 4 is a rear view thereof; FIG. 5 is a right side elevational view, the left side being a mirror image thereof; and, FIG. 6 is a bottom plan view thereof.

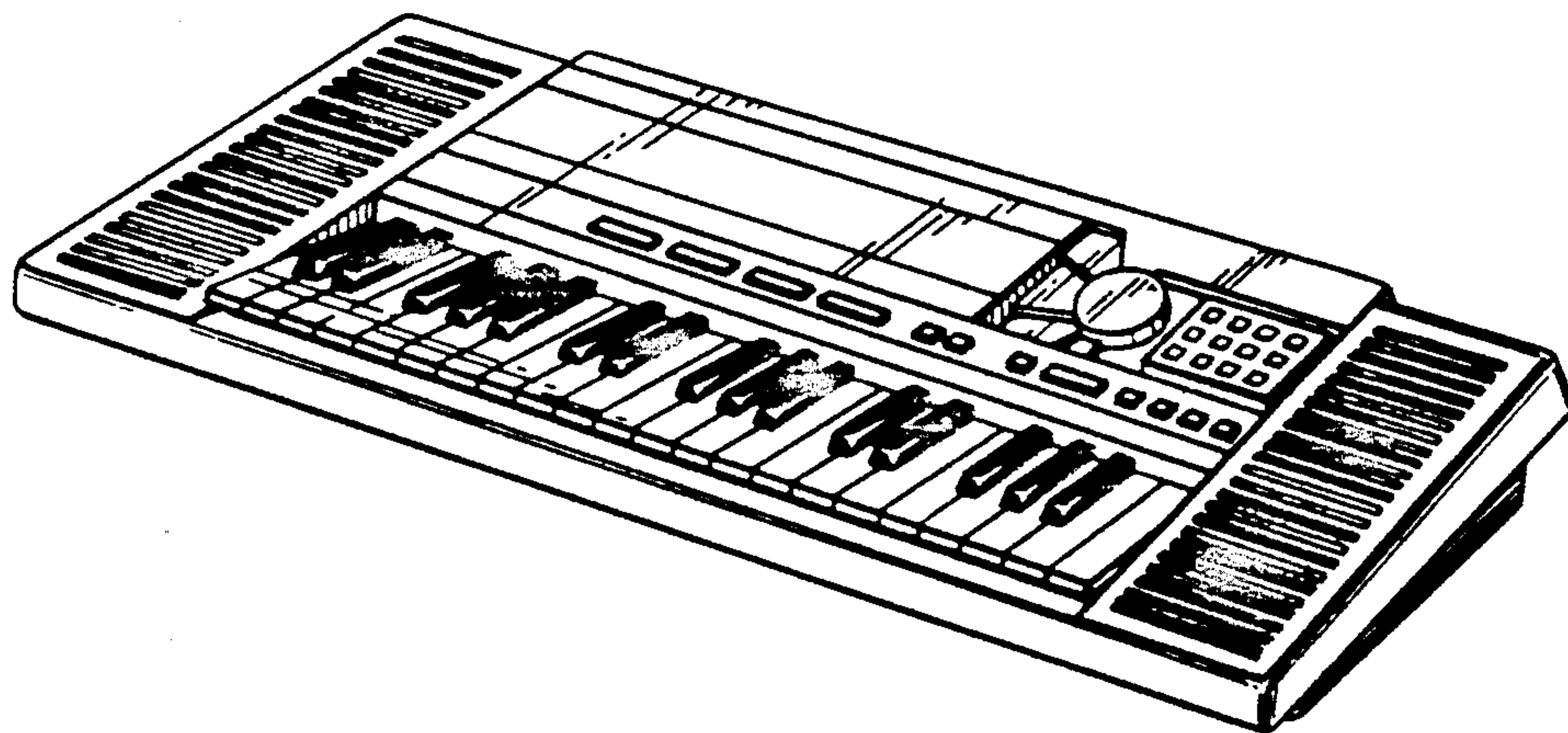


FIG. 1

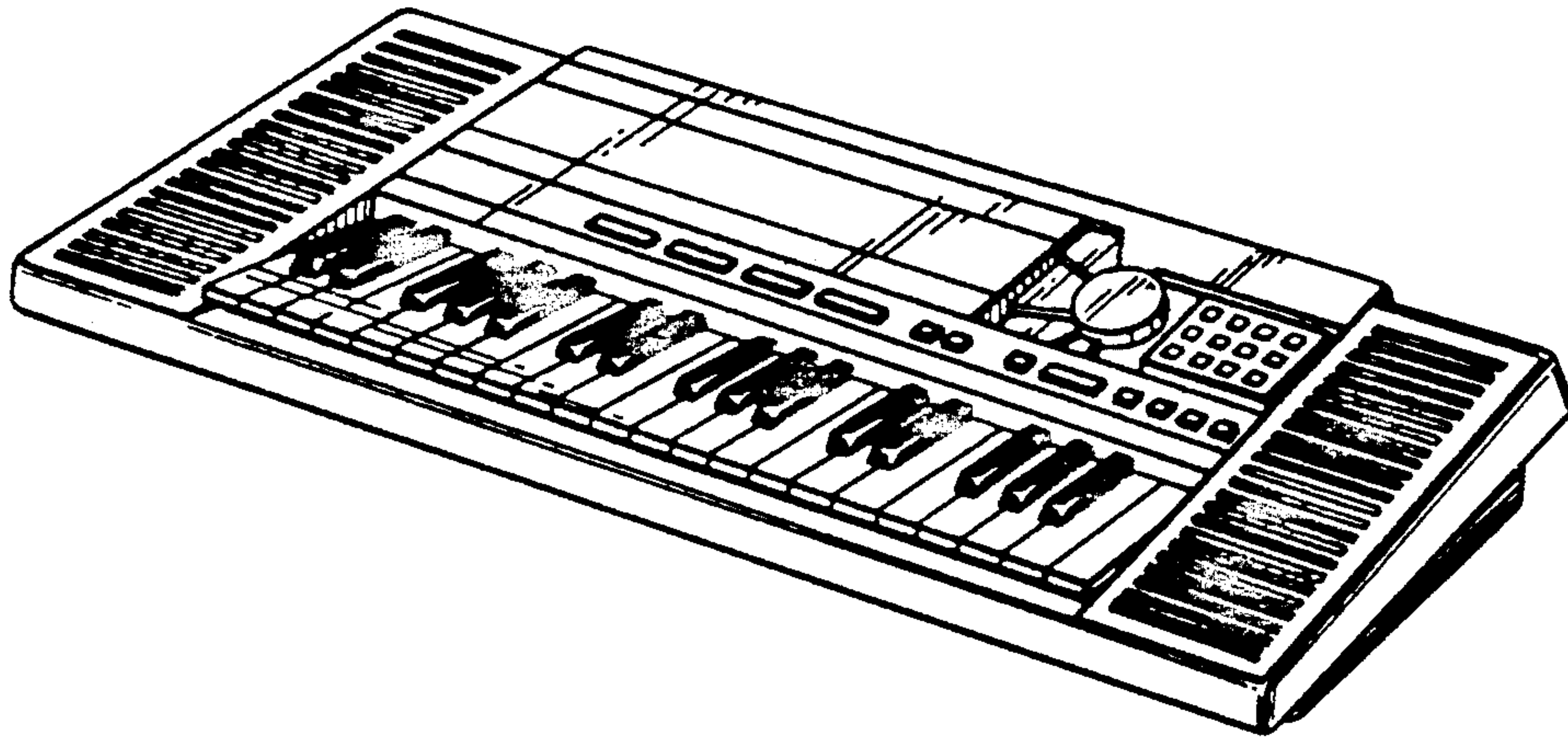


FIG. 2




FIG. 3



FIG.4




FIG.5

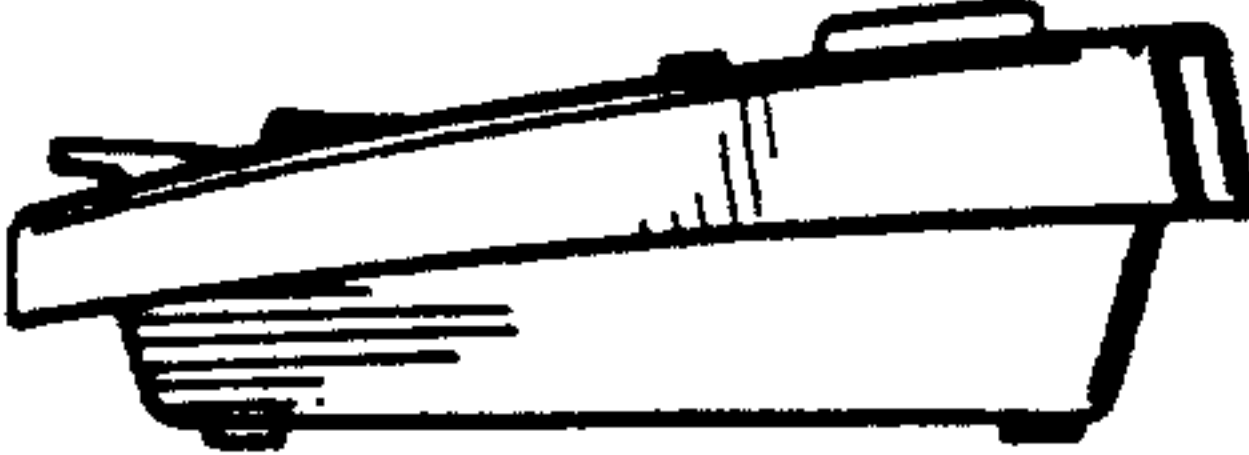


FIG.6

