



US00D345368S

United States Patent [19]

Clark et al.

[11] Patent Number: **Des. 345,368**

[45] Date of Patent: **** Mar. 22, 1994**

[54] **SURGICAL TELESCOPE**
 [75] Inventors: **Bernard Clark, Arlington, Vt.;**
Frederick Morris, Shrewsbury, Mass.
 [73] Assignee: **Luxtec Corporation, Worcester,**
Mass.
 [**] Term: **14 Years**
 [21] Appl. No.: **923,169**
 [22] Filed: **Jul. 31, 1992**
 [52] U.S. Cl. **D16/132**
 [58] Field of Search **359/409-410,**
359/480-481; D16/130-132

4,929,075 5/1990 Eliakim 351/158
 4,946,257 8/1990 Feinbloom et al. 350/321
 4,953,695 9/1990 Tallman 206/5
 4,973,130 11/1990 Gernet 350/145
 4,988,185 1/1991 Feinbloom 351/233
 5,044,743 9/1991 Ting 351/163
 5,076,682 12/1991 Pasfield 351/158
 5,087,112 2/1992 Feinbloom 359/800
 5,090,796 2/1992 Feinbloom 351/158
 5,129,717 7/1992 Feinbloom 351/158
 5,150,255 9/1992 Lin 359/410
 5,181,139 1/1993 Benitez 359/410
 5,220,453 6/1993 McKinley et al. 359/481

[56] **References Cited**
U.S. PATENT DOCUMENTS

2,389,428 11/1945 Glasser 359/409
 3,060,308 10/1962 Fortuna 362/105
 3,273,456 9/1966 Feinbloom 359/481
 3,410,638 11/1968 Langworthy 351/50
 3,425,769 2/1969 Stone 359/410
 3,522,983 8/1970 Daniels 359/481
 3,745,993 7/1973 Feinbloom 128/23
 3,912,918 10/1975 Feinbloom 240/1.4
 3,947,139 3/1976 Feinbloom 403/90
 4,086,004 4/1978 Scrivo et al. 351/158
 4,195,918 4/1980 Freche et al. 359/480
 4,202,601 5/1980 Burbo et al. 359/409
 4,232,934 11/1980 Feinbloom 350/96.20
 4,274,128 6/1981 Malis 362/105
 4,306,779 12/1981 Rege 351/118
 4,364,645 12/1982 Feinbloom 351/204
 4,397,523 8/1993 Feinbloom 350/96.20
 4,427,284 1/1984 Dannatt 355/1
 4,449,787 5/1984 Burbo et al. 359/410
 4,498,743 2/1985 Feinbloom 351/45
 4,555,164 11/1985 Feinbloom 350/420
 4,621,283 11/1986 Feinbloom 358/93
 4,649,434 3/1987 Weinblatt 358/250
 4,726,670 2/1988 Sherrard D16/130
 4,767,203 8/1988 Zahir 351/158
 4,795,235 1/1989 Spitzberg 350/145
 4,799,793 1/1989 Feinbloom 356/127
 4,802,756 2/1989 Feinbloom 351/200
 4,807,985 2/1989 Feinbloom 351/158
 4,807,987 2/1989 Bastable et al. 351/205
 4,834,525 5/1989 Vansaghi 351/158
 4,859,032 8/1989 Feinbloom 350/235
 4,863,468 9/1989 Feinbloom et al. 623/6

FOREIGN PATENT DOCUMENTS

1903511 8/1970 Fed. Rep. of Germany 359/409
 0576152 5/1976 Switzerland 359/409
 0658339 10/1951 United Kingdom 359/409
 2008272 5/1979 United Kingdom 359/481

OTHER PUBLICATIONS

Am. J. Optom. and Arch. Am. Acad. Optom. (USA);
 vol. 50, No. 1; Jan. 1973; p. 56; Modified Surgical Bin-
 oculars; (359-480).
 Ciron Corporation brochure; Feb. 1, 1973, Mi-
 croloupe; (359-481).
 Yak Works; Fall/Winter 1982/1983; p. 27; Monocular
 Doubles as 4 oz. Microscope; (D16-132).

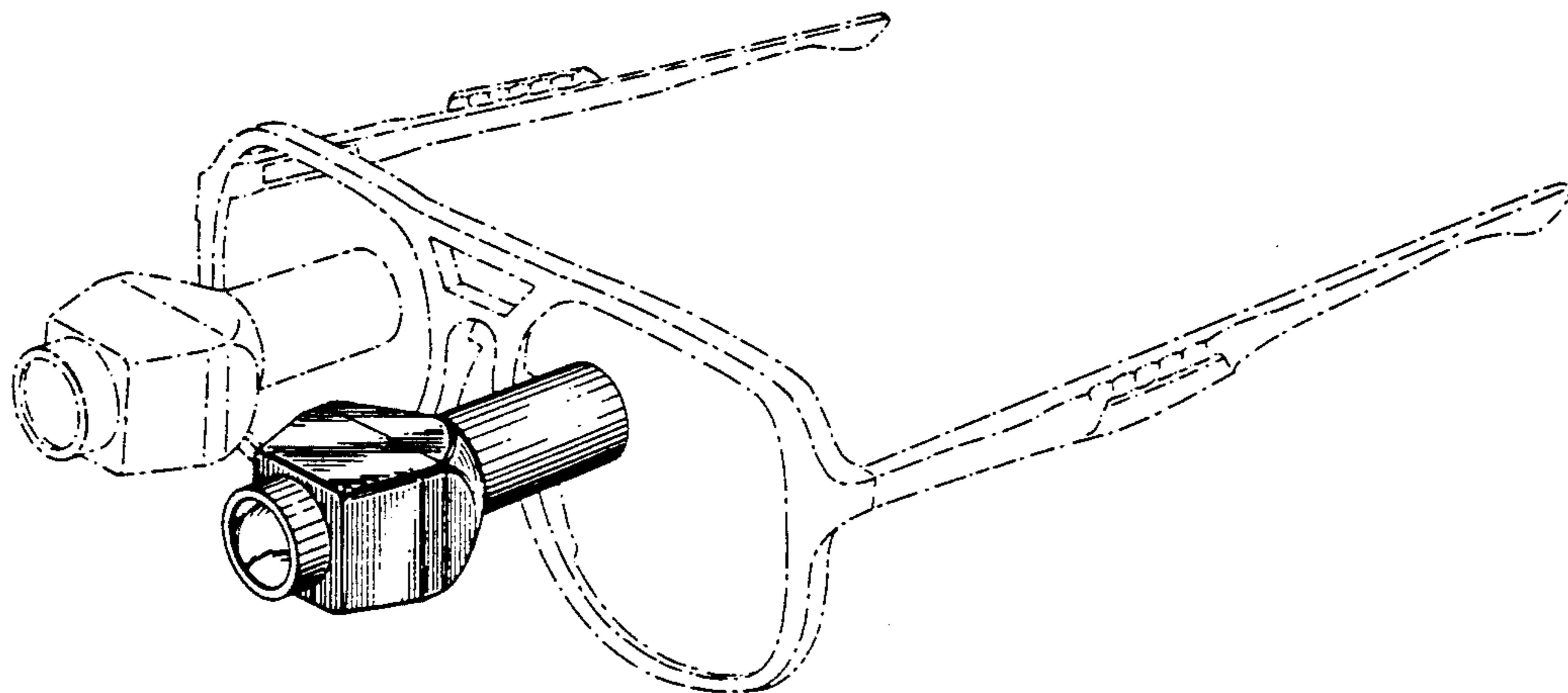
Primary Examiner—A. Hugo Word
Assistant Examiner—CathyAnne MacCormac
Attorney, Agent, or Firm—Weingarten, Schurgin,
 Gagnebin & Hayes

[57] CLAIM

The ornamental design for a surgical telescope, as shown and described.

DESCRIPTION

FIG. 1 is a perspective view of a surgical telescope showing our new design;
 FIG. 2 is a top plan view thereof, the bottom being a mirror image of the view shown;
 FIG. 3 is a left side elevational view thereof, the right side being a mirror image of the side shown;
 FIG. 4 is a front elevational view thereof; and,
 FIG. 5 is a rear elevational view thereof.
 The broken lines in FIG. 1 are for illustrative purposes only and form no part of the claimed design.



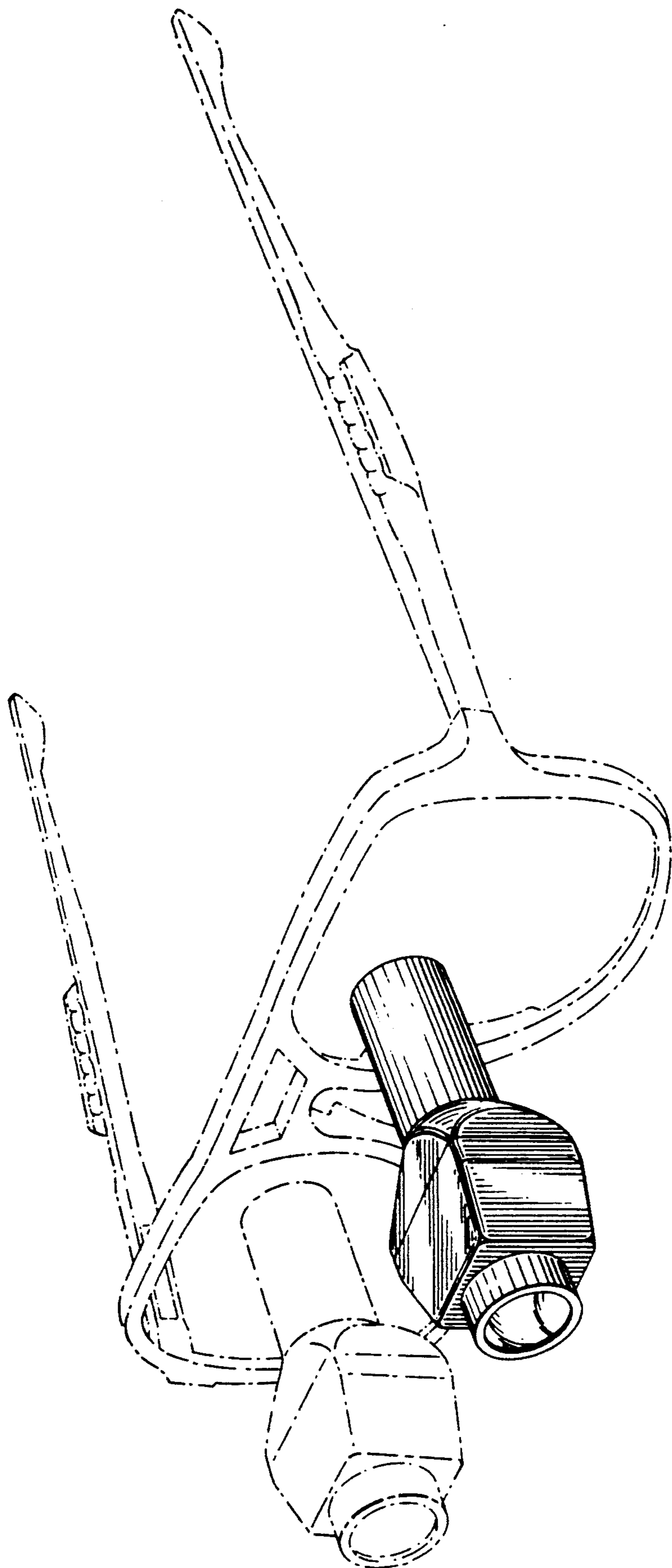


Fig. 1

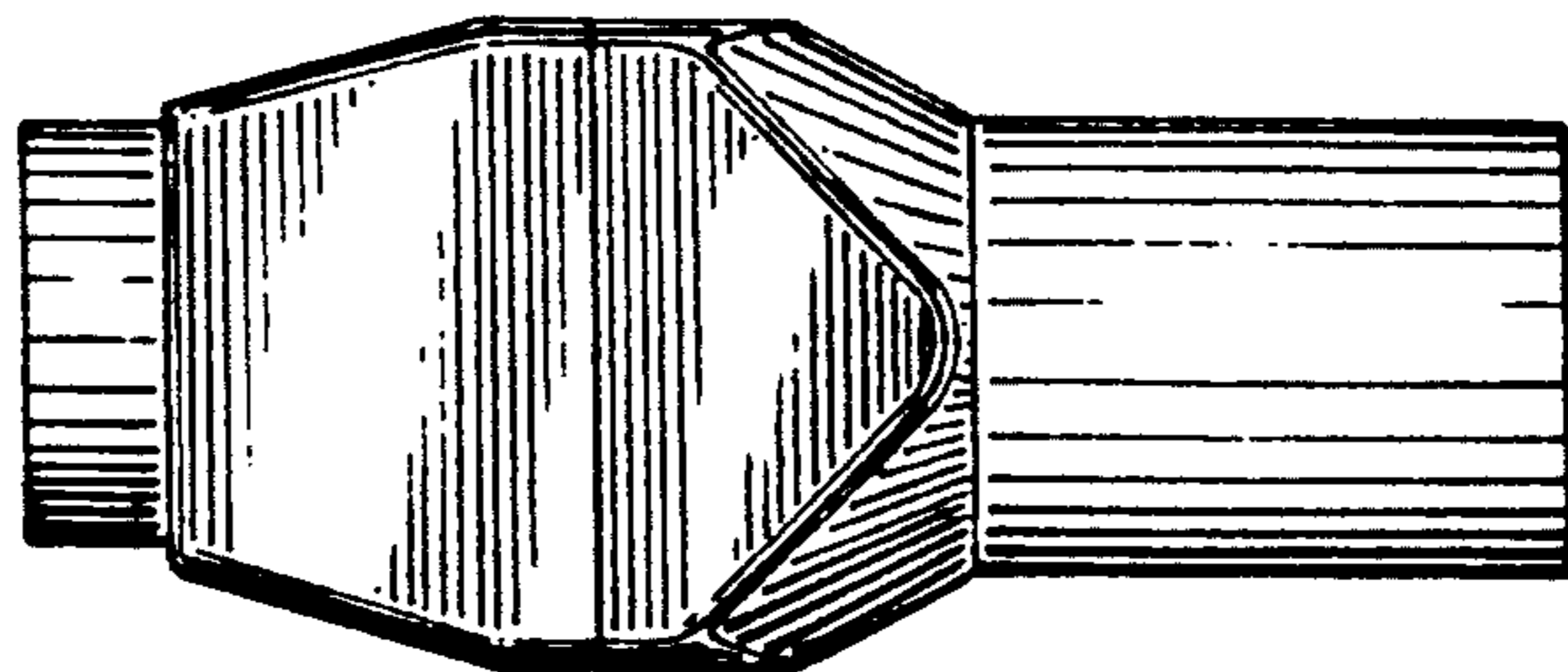


Fig. 2

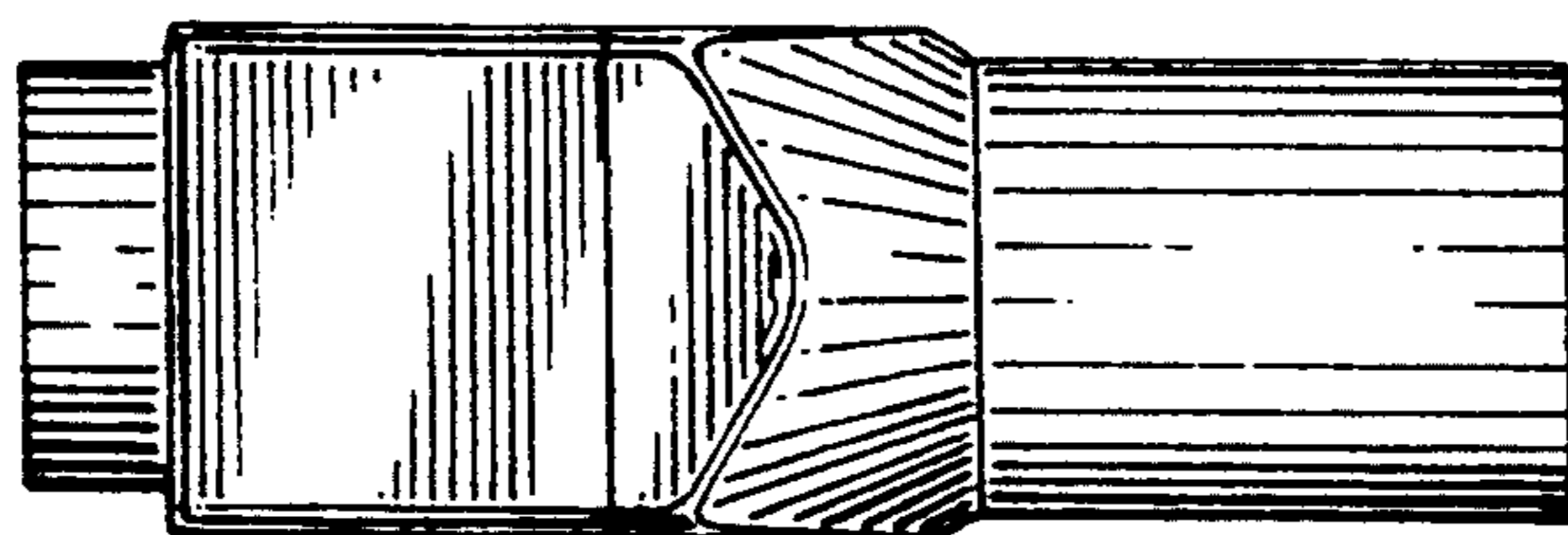


Fig. 3




Fig. 4




Fig. 5