



US00D345367S

# United States Patent [19]

Wulf

[11] Patent Number: **Des. 345,367**

[45] Date of Patent: **\*\* Mar. 22, 1994**

[54] **CLIP-ON FLIP-UP MAGNIFIED LENS**

[76] Inventor: **Nelson H. Wulf, R.D. #2,**  
Cattaraugus, N.Y. 14719

[\*\*] Term: **14 Years**

[21] Appl. No.: **731,946**

[22] Filed: **Jul. 18, 1991**

[52] U.S. Cl. .... **D16/123**

[58] Field of Search ..... **D2/246; 351/44, 45,**  
**351/47, 57, 59, 83, 87, 111, 118; 2/13, 199, 439,**  
**448, 449; D16/102, 103, 105-107, 110-112, 114,**  
**116, 117, 121-123, 127, 135**

[56] **References Cited**

**U.S. PATENT DOCUMENTS**

D. 302,250	5/1989	Stephens	.....	D16/117
3,512,880	5/1970	Alexander	.....	351/45
3,876,295	4/1975	Loughner	.....	351/47
4,106,119	8/1978	Taupin	.....	351/111
4,163,607	8/1979	Nannini	.....	351/47

4,338,003	7/1982	Adrian	.....	351/45
4,890,910	1/1990	Gazeley	.....	351/47
5,118,178	6/1992	Tuckman	.....	351/57

*Primary Examiner*—Bernard Ansher  
*Assistant Examiner*—R. Barkai  
*Attorney, Agent, or Firm*—S. Michael Bender

[57] **CLAIM**

The ornamental design for a clip-on flip-up magnified lens, as shown and described.

**DESCRIPTION**

FIG. 1 is a front elevational view of the clip-on flip-up magnified lens showing my new design; FIG. 2 is a rear elevational view thereof; FIG. 3 is a left side elevational view thereof; FIG. 4 is a right side elevational view thereof; FIG. 5 is a top plan view thereof; FIG. 6 is a bottom plan view thereof; and, FIG. 7 is an isometric view thereof, the broken line showing of the eyeglasses is for illustrative purposes only and forms no part of the claimed design.

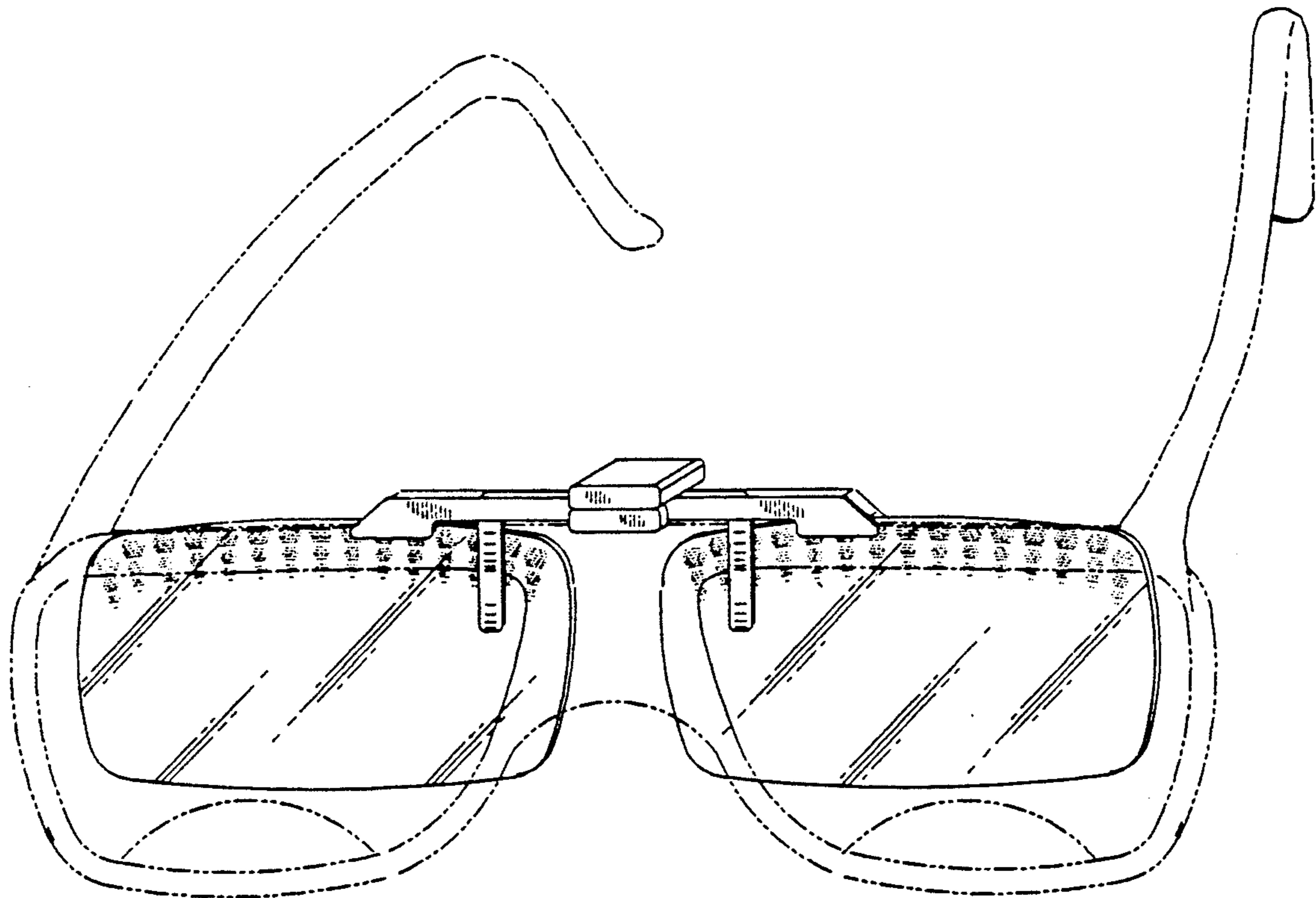


FIG. 1

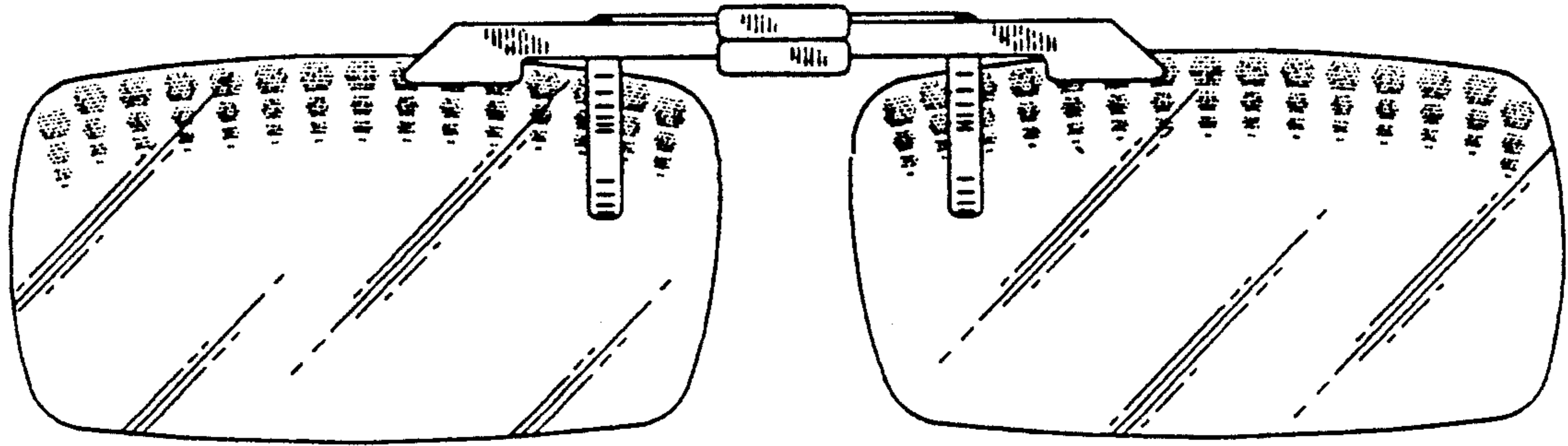


FIG. 2

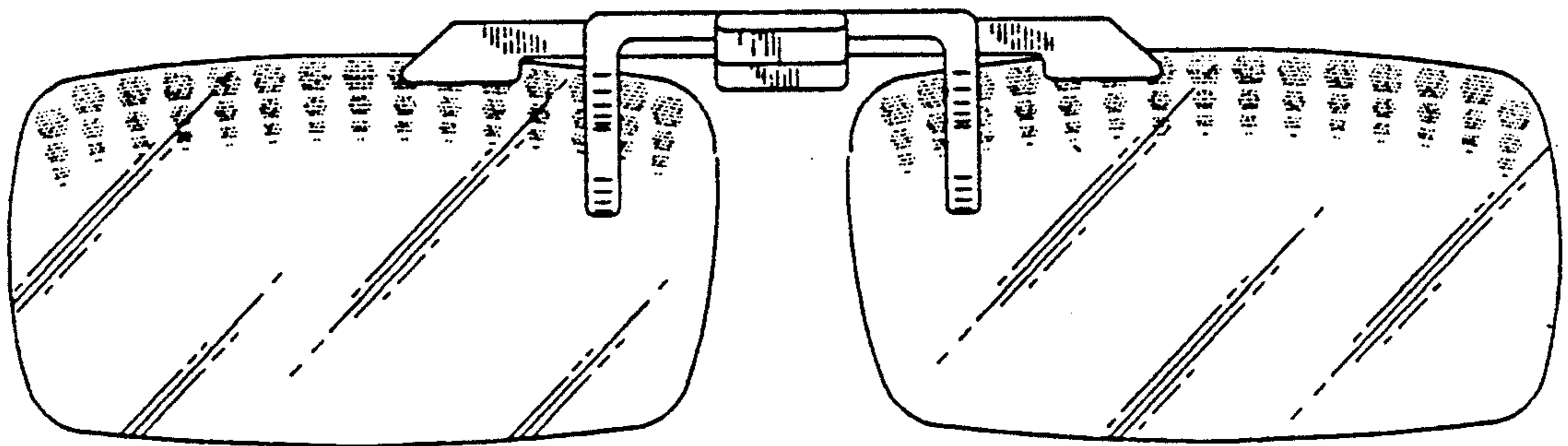


FIG. 3



FIG. 4

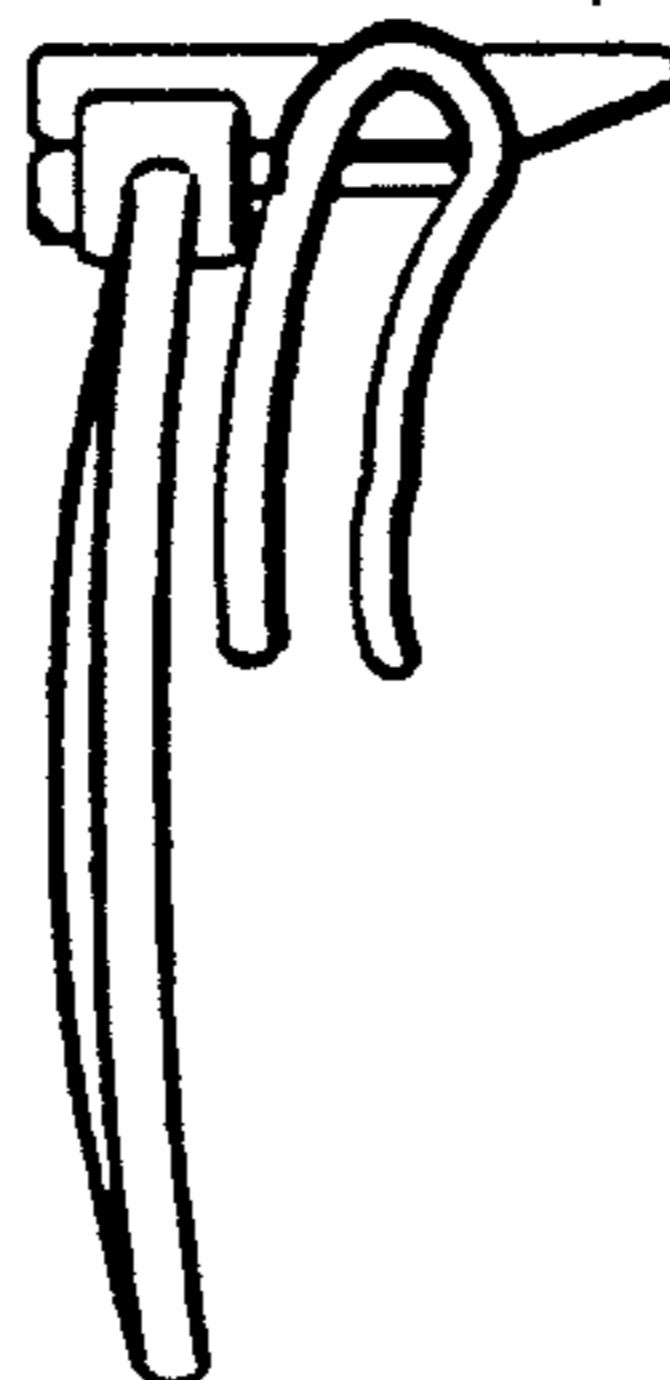


FIG. 5

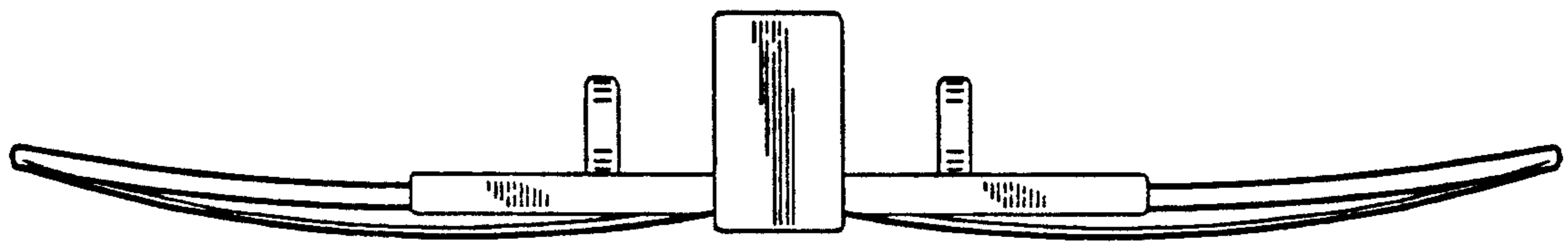


FIG. 6

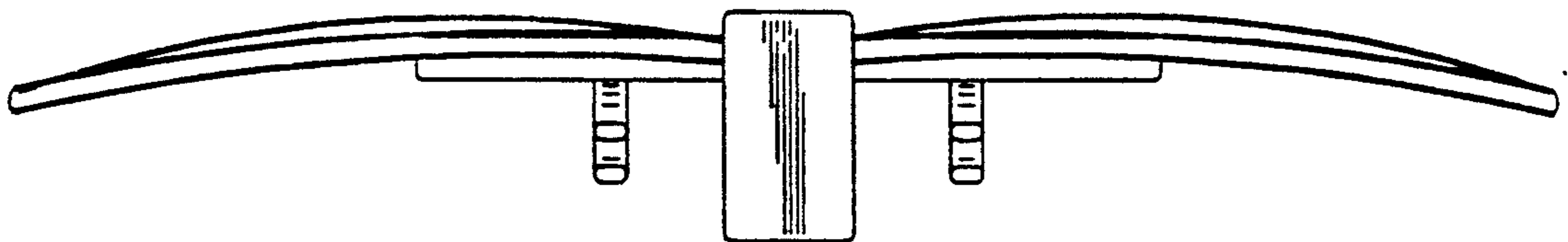


FIG. 7

