



US00D345355S

United States Patent [19]

[11] Patent Number: **Des. 345,355**

Konno et al.

[45] Date of Patent: **** Mar. 22, 1994**

[54] PORTABLE RADIO TELEPHONE

- [75] Inventors: **Akihiko Konno; Takato Yokouchi,**
both of Tokyo, Japan
- [73] Assignee: **Kabushiki Kaisha Toshiba, Kawasaki,**
Japan
- [**] Term: **14 Years**
- [21] Appl. No.: **945,345**
- [22] Filed: **Sep. 15, 1992**
- [52] U.S. Cl. **D14/138**
- [58] Field of Search 379/58-61,
379/433, 434, 440, 419, 428; D14/138, 140, 142,
137, 149-151, 240, 248, 147, 148

OTHER PUBLICATIONS

- Japanese Official Gazette No. 804786 published Jan. 17, 1992, p. 77.
- U.S. Design Patent No. 314573 published Feb. 12, 1991, p. 1302.
- U.S. Design Patent No. 321183 published Oct. 29, 1991, p. 3573.
- Swedish Official Gazette No. M ans nr 90 0290, Nov. 14, 1990, p. 1023.

Primary Examiner—Alan P. Douglas
Assistant Examiner—Jeffrey Asch
Attorney, Agent, or Firm—Oblon, Spivak, McClelland, Maier & Neustadt

[57] CLAIM

The ornamental design for a portable radio telephone, as shown.

[56] References Cited

U.S. PATENT DOCUMENTS

D. 250,109	10/1978	Genaro et al.	D14/138
D. 283,126	3/1986	Marshall	D14/147
D. 301,882	6/1989	Watanabe	D14/142 X
D. 302,271	7/1989	Watanabe	D14/142 X
D. 315,558	3/1991	Watanabe et al.	D14/138
D. 336,471	6/1993	Kawakami et al.	D14/147 X
4,736,411	4/1988	Chan	379/428 X

DESCRIPTION

FIG. 1 is a front, bottom, left side perspective view of a portable radio telephone showing our new design;
 FIG. 2 is a front elevational view thereof;
 FIG. 3 is a rear elevational view thereof;
 FIG. 4 is a top plan view thereof;
 FIG. 5 is a bottom plan view thereof;
 FIG. 6 is a left side elevational view thereof; and,
 FIG. 7 is a right side elevational view thereof.




FIG. 2

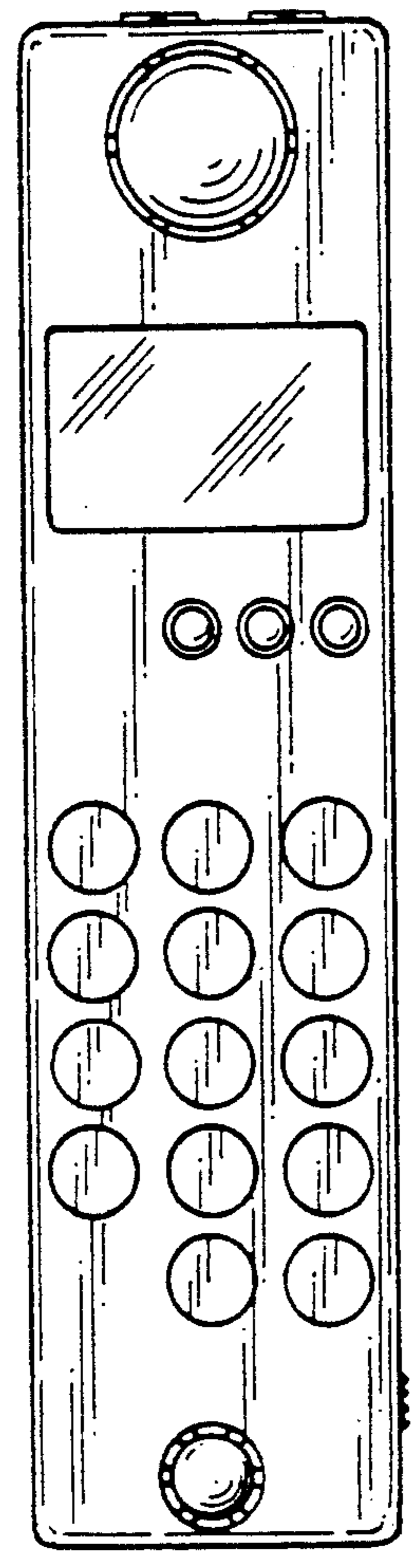


FIG. 3

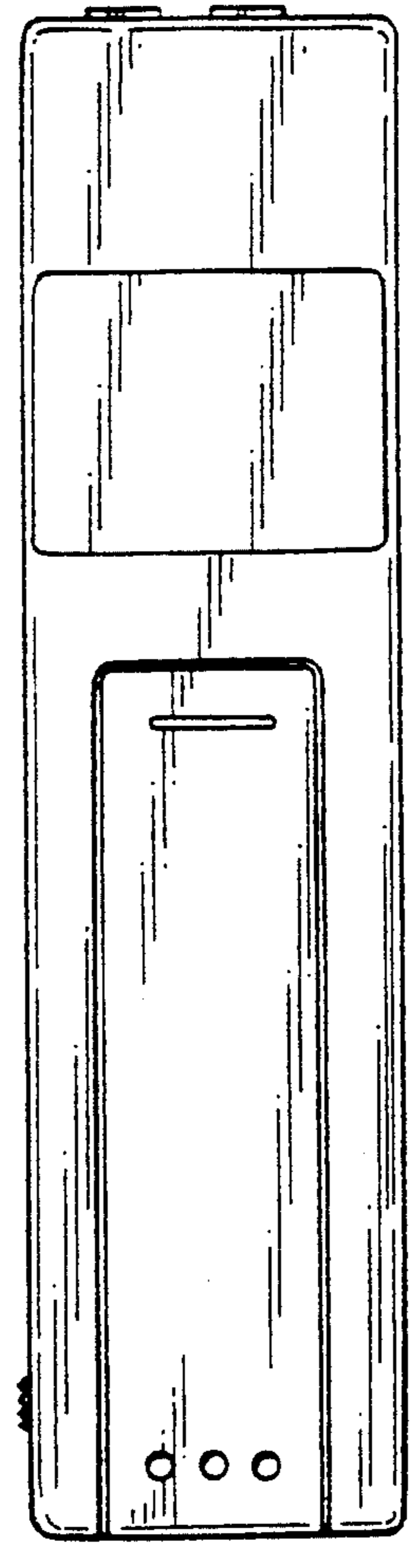


FIG. 4




FIG. 5



FIG. 1

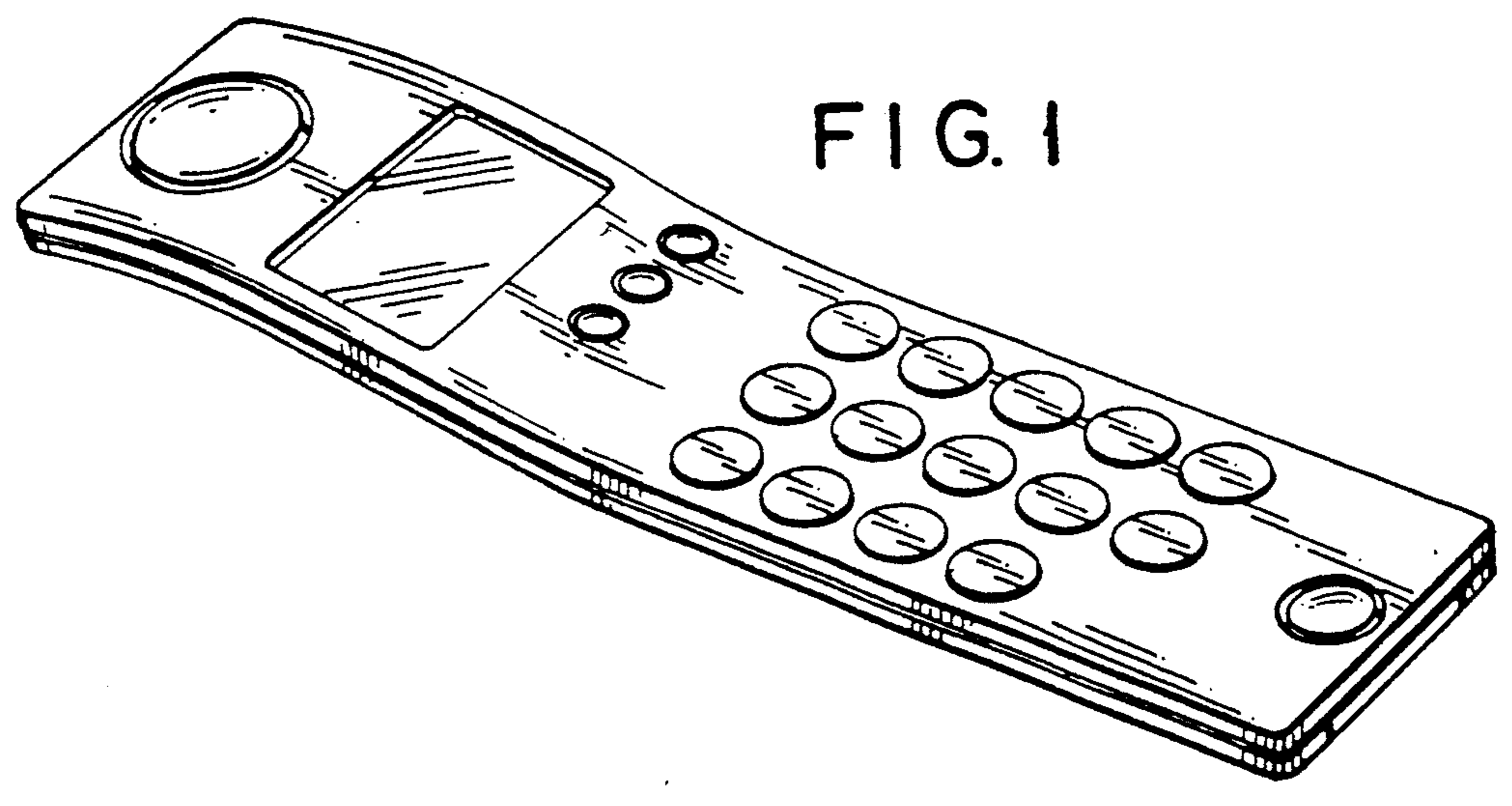


FIG. 6



FIG. 7

